



US00D706831S

(12) **United States Design Patent**
Schultz

(10) **Patent No.:** **US D706,831 S**
(45) **Date of Patent:** **** Jun. 10, 2014**

(54) **AIR FILTER**

(75) Inventor: **Michael Schultz**, Menomonee Falls, WI (US)

(73) Assignee: **Briggs & Stratton Corporation**, Wauwatosa, WI (US)

(**) Term: **14 Years**

(21) Appl. No.: **29/385,370**

(22) Filed: **Feb. 11, 2011**

(51) **LOC (10) Cl.** **15-01**

(52) **U.S. Cl.**
USPC **D15/5**

(58) **Field of Classification Search**
USPC D23/365, 209, 363, 358, 386, 354, 341, D23/364, 390; D15/1-5; 55/385.3, 502, 55/497, 506, 505, 521, 495, 422, 493; 210/130, 136, 248, 339, 448, 452, 210/497.1

See application file for complete search history.

(56) **References Cited**

U.S. PATENT DOCUMENTS

3,167,060	A	1/1965	Fowler et al.	
3,277,876	A	10/1966	Abts	
3,589,108	A	6/1971	Dingel et al.	
4,861,359	A	8/1989	Tettman	
5,102,436	A *	4/1992	Grabowski	55/483
D326,706	S *	6/1992	Karlsson	D23/209
5,233,967	A	8/1993	Peller	
5,688,299	A	11/1997	Goodwin	
5,937,816	A	8/1999	Wincewicz et al.	
6,261,333	B1	7/2001	Dickson	
6,355,077	B1 *	3/2002	Chittenden et al.	55/385.3
6,374,815	B1	4/2002	Ness et al.	
D466,602	S *	12/2002	Gieseke et al.	D23/365
D483,459	S *	12/2003	DeWit et al.	D23/365

6,868,843	B2	3/2005	Yasui	
6,978,773	B2	12/2005	Hunter	
D520,620	S *	5/2006	Wang	D23/365
D525,120	S *	7/2006	Maskell et al.	D9/428
D535,373	S *	1/2007	Chung	D23/365
7,217,361	B2	5/2007	Connor et al.	
7,396,376	B2 *	7/2008	Schrage et al.	55/498
8,157,880	B2 *	4/2012	Muenkel	55/385.3

(Continued)

OTHER PUBLICATIONS

Art Filter Cartridge sold by Briggs & Stratton prior to Feb. 11, 2010, 2 pages.

(Continued)

Primary Examiner — T. Chase Nelson
Assistant Examiner — Ania Aman
(74) *Attorney, Agent, or Firm* — Foley & Lardner LLP

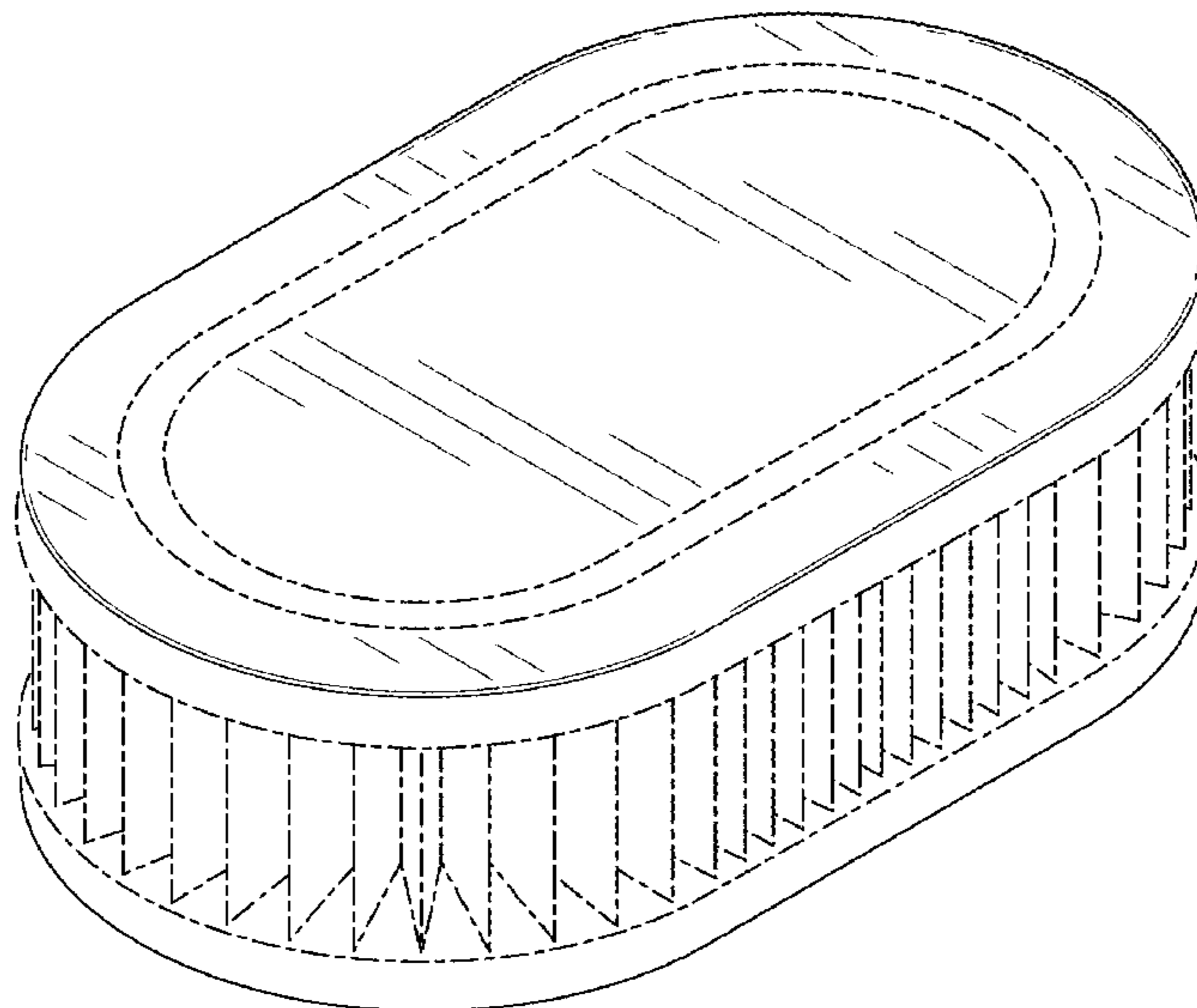
(57) **CLAIM**

I claim the ornamental design for an air filter, as shown and described.

DESCRIPTION

FIG. 1 is a top perspective view of the claimed design; FIG. 2 is a bottom perspective view of the claimed design of FIG. 1; FIG. 3 is a top view of the claimed design of FIG. 1; FIG. 4 is a bottom view of the claimed design of FIG. 1; FIG. 5 is a front view of the claimed design of FIG. 1, the rear view being a mirror image of FIG. 5; and, FIG. 6 is a left side view of the claimed design of FIG. 1, the right side view being a mirror image of FIG. 6. Any broken lines in the drawings and unshaded surfaces between the broken lines illustrate portions of the air filter that form no part of the claimed design.

1 Claim, 5 Drawing Sheets



(56)

References Cited

OTHER PUBLICATIONS

U.S. PATENT DOCUMENTS

8,177,877 B2 * 5/2012 Merritt et al. 55/502
8,192,623 B2 * 6/2012 Reid et al. 210/335
8,206,483 B2 * 6/2012 Rieger 55/498
8,486,174 B2 * 7/2013 Gieseke et al. 55/498
D690,407 S * 9/2013 Williams et al. D23/365

Product Styles, 2010 FRAM Product Reference Catalog, 33 pages.
Air Filter Cartridge sold by Briggs & Stratton prior to Feb. 11, 2010,
2 pages.

* cited by examiner

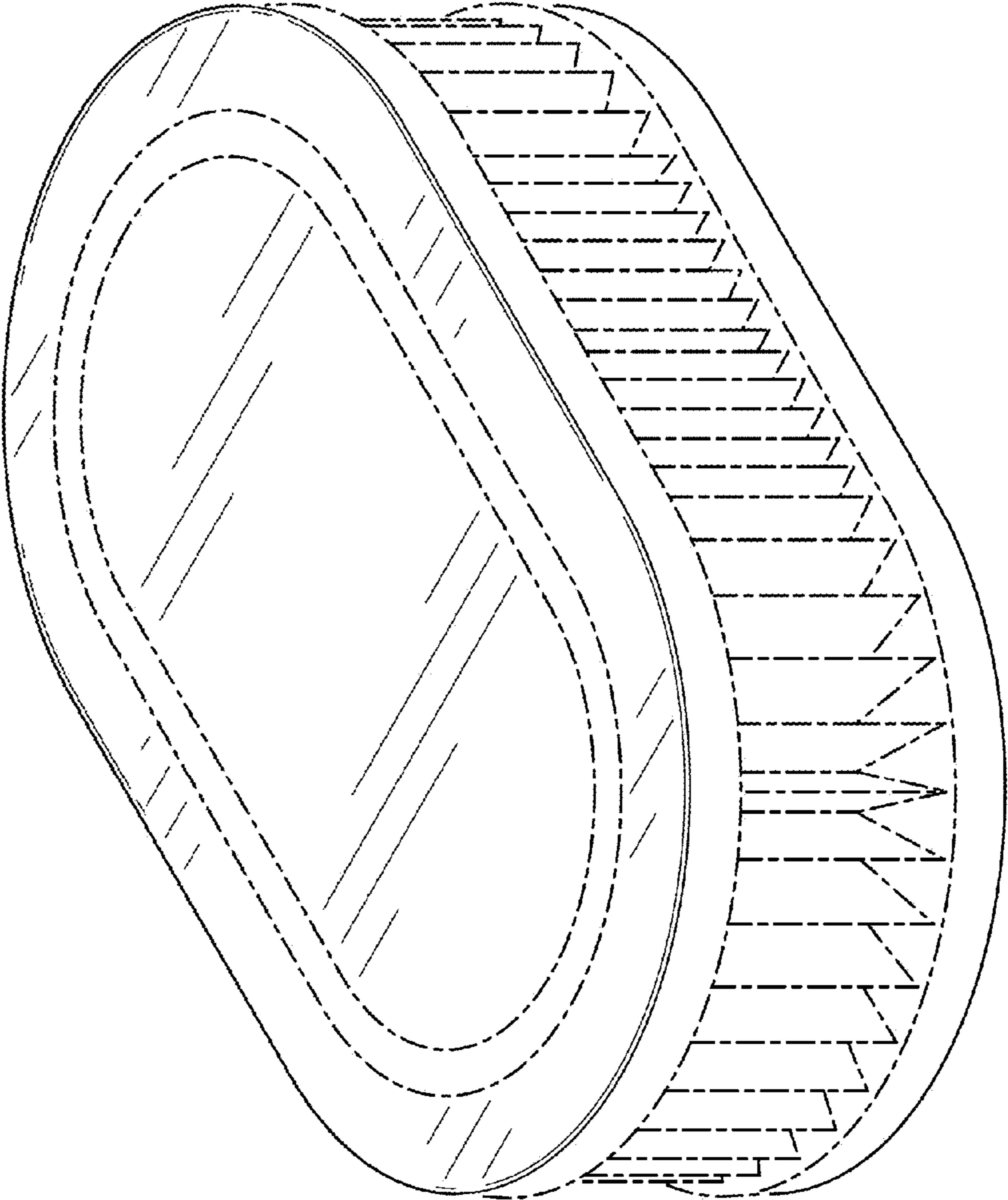


FIG. 1

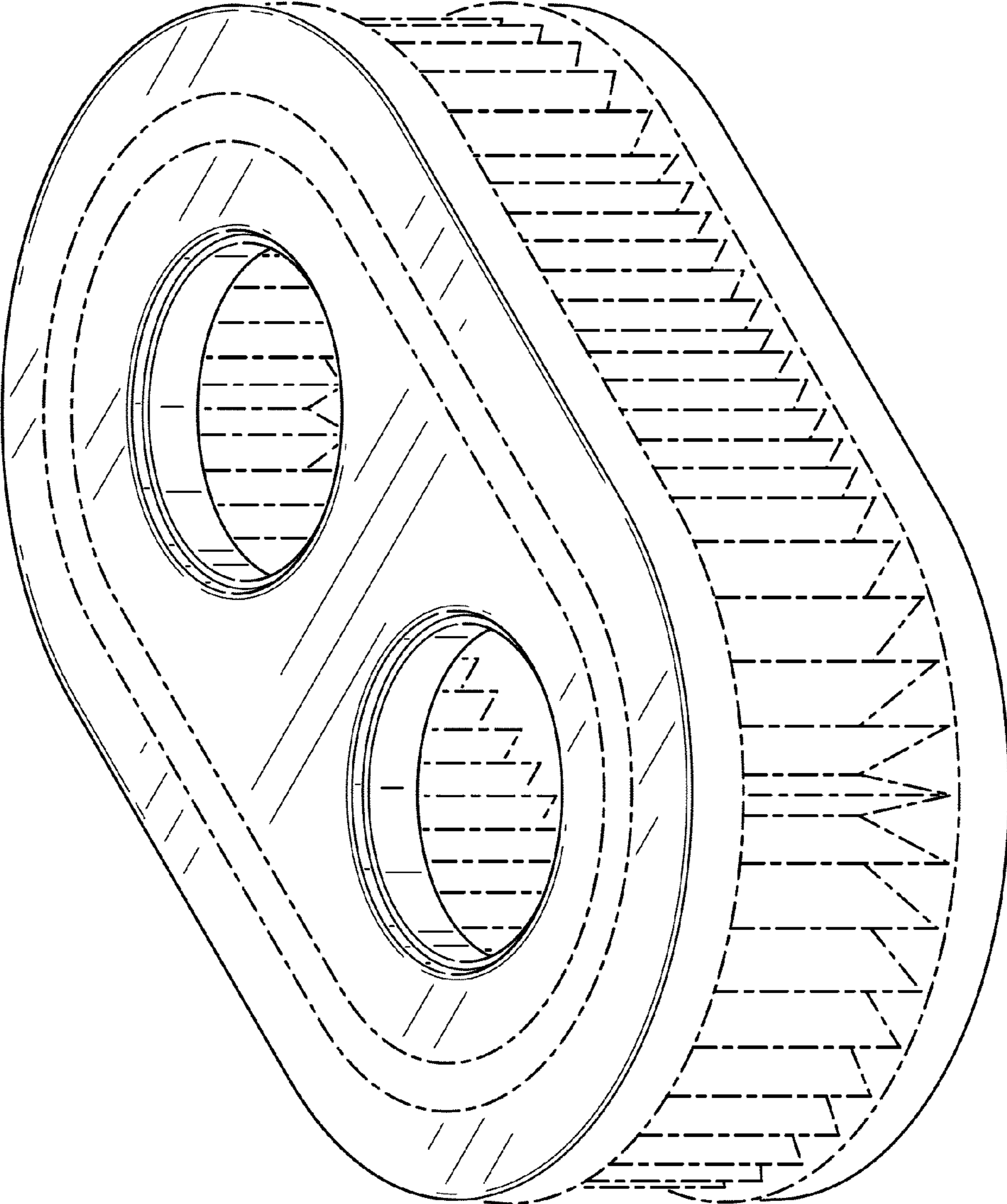


FIG. 2

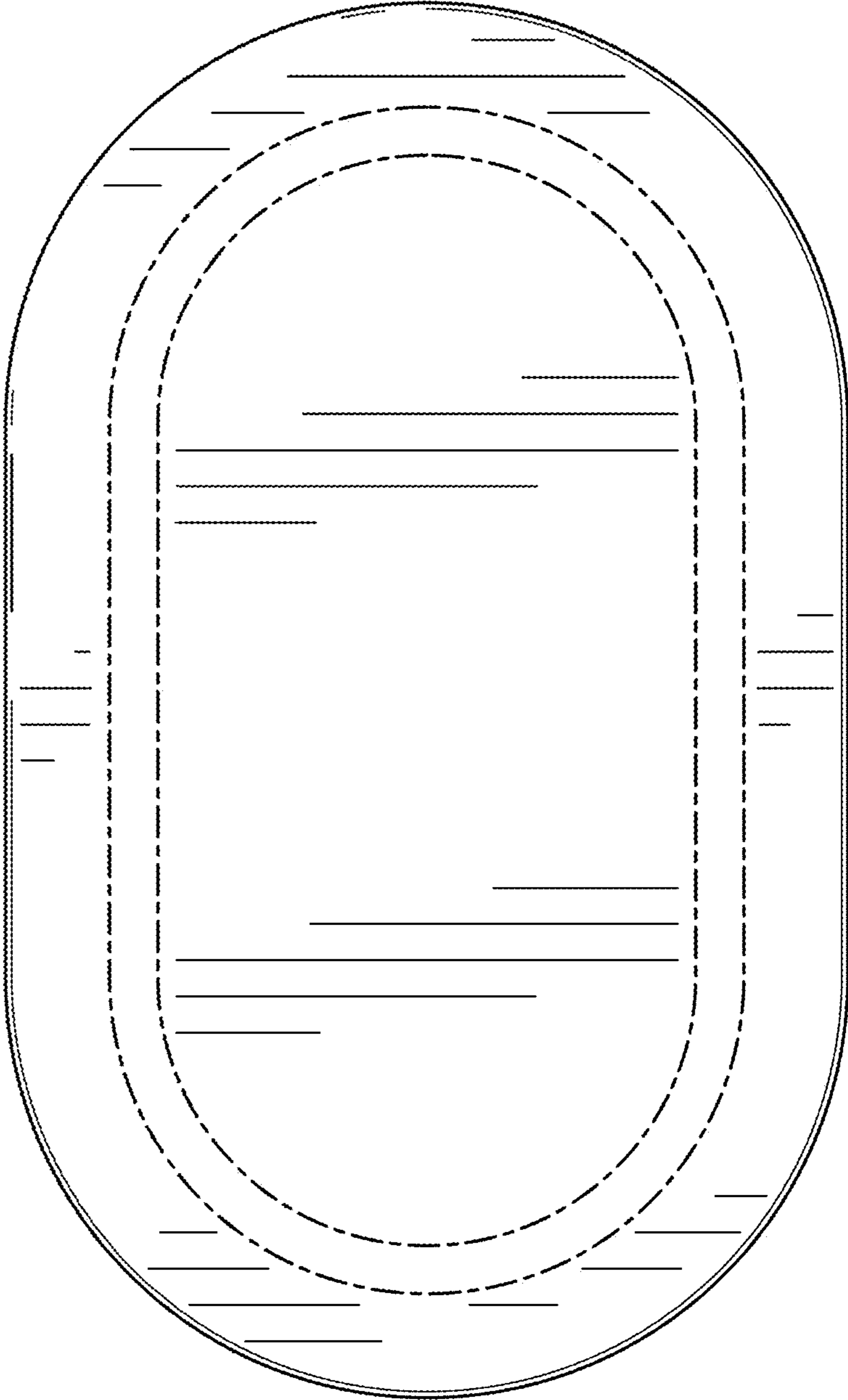


FIG. 3

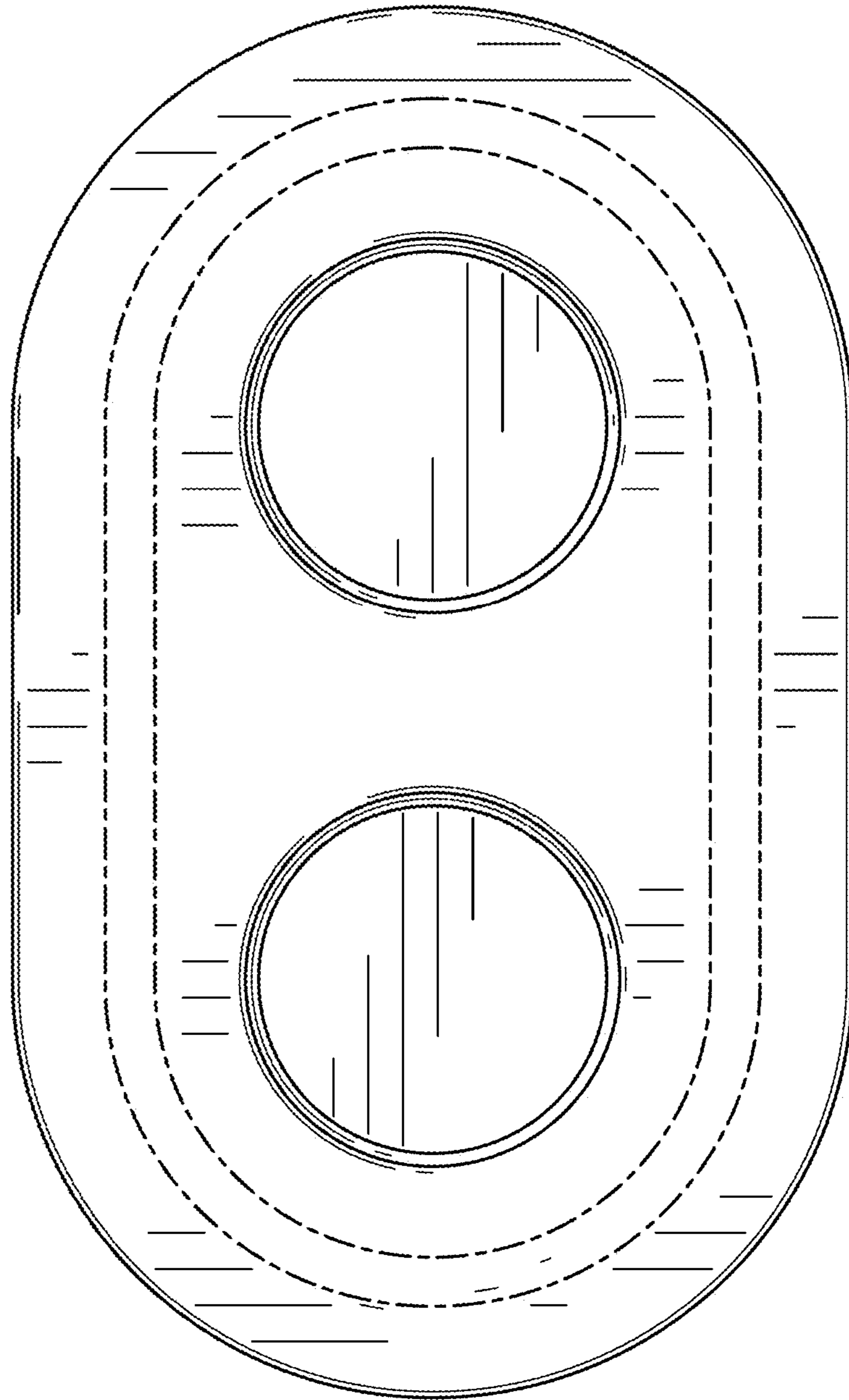


FIG. 4




FIG. 5

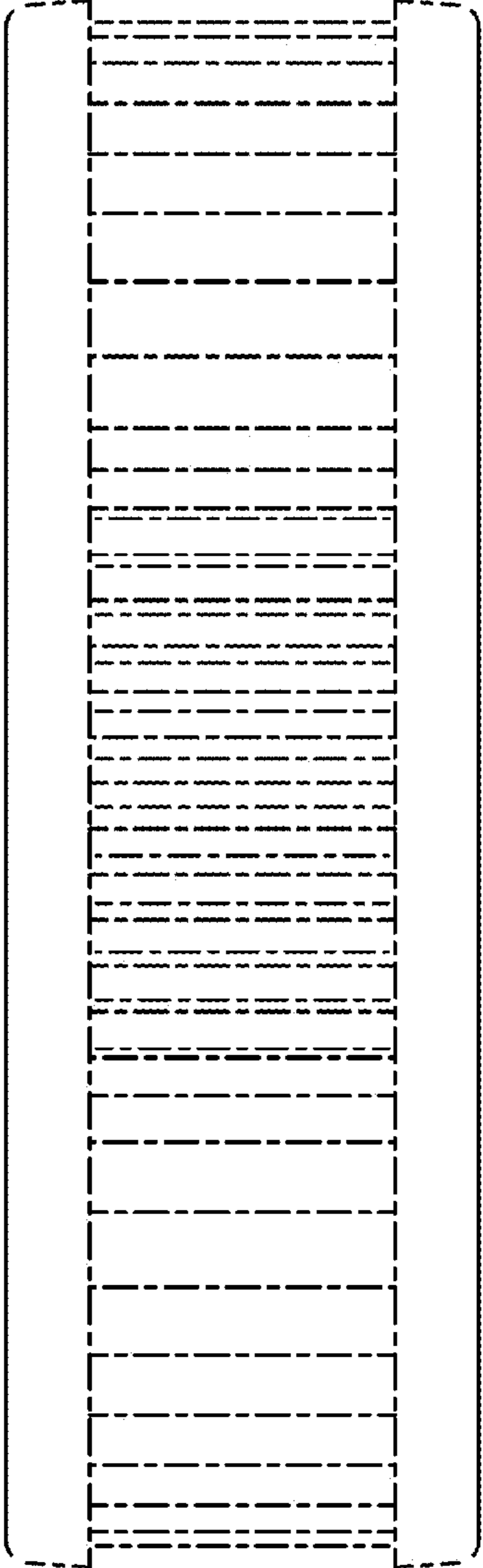


FIG. 6