



US00D706809S

(12) **United States Design Patent**  
**Auer et al.**

(10) **Patent No.:** **US D706,809 S**  
(45) **Date of Patent:** **\*\* Jun. 10, 2014**

(54) **DISPLAY SCREEN WITH GRAPHICAL USER INTERFACE**

(75) Inventors: **Nathaniel Eric Breskin Auer**, Bellevue, WA (US); **Melissa Susan Kerr**, Seattle, WA (US); **Hiroshi Tsukahara**, Bellevue, WA (US); **Krista Bendig**, Redmond, WA (US); **Clinton Dee Covington**, Redmond, WA (US)

(73) Assignee: **Microsoft Corporation**, Redmond, WA (US)

(\*\*) Term: **14 Years**

(21) Appl. No.: **29/413,785**

(22) Filed: **Feb. 21, 2012**

(51) **LOC (10) Cl.** ..... **14-04**

(52) **U.S. Cl.**  
USPC ..... **D14/488**

(58) **Field of Classification Search**  
USPC ..... D14/485–495; 715/700, 703, 716, 727, 715/730, 771, 773, 778, 779, 780, 784, 785, 715/786, 787, 810, 821, 825, 828, 830, 833, 715/834, 835, 840, 847, 864, 973, 974

See application file for complete search history.

(56) **References Cited**

U.S. PATENT DOCUMENTS

D570,368 S *	6/2008	Ligameri et al. ....	D14/489
D633,516 S *	3/2011	Soegiono et al. ....	D14/487
D644,650 S *	9/2011	Urdan et al. ....	D14/486
D659,706 S *	5/2012	David et al. ....	D14/487
D665,404 S *	8/2012	Williams et al. ....	D14/487
D677,682 S *	3/2013	Kaufthal et al. ....	D14/485
D677,683 S *	3/2013	Covington et al. ....	D14/485
D678,301 S *	3/2013	Esterly .....	D14/485
D681,045 S *	4/2013	Covington et al. ....	D14/485
D682,868 S *	5/2013	Frijlink .....	D14/487
D683,747 S *	6/2013	Carpenter et al. ....	D14/487
D687,854 S *	8/2013	Nelson et al. ....	D14/488
D689,092 S *	9/2013	Radakovitz et al. ....	D14/489

\* cited by examiner

*Primary Examiner* — Angela J Lee

(74) *Attorney, Agent, or Firm* — Banner & Witcoff, Ltd.

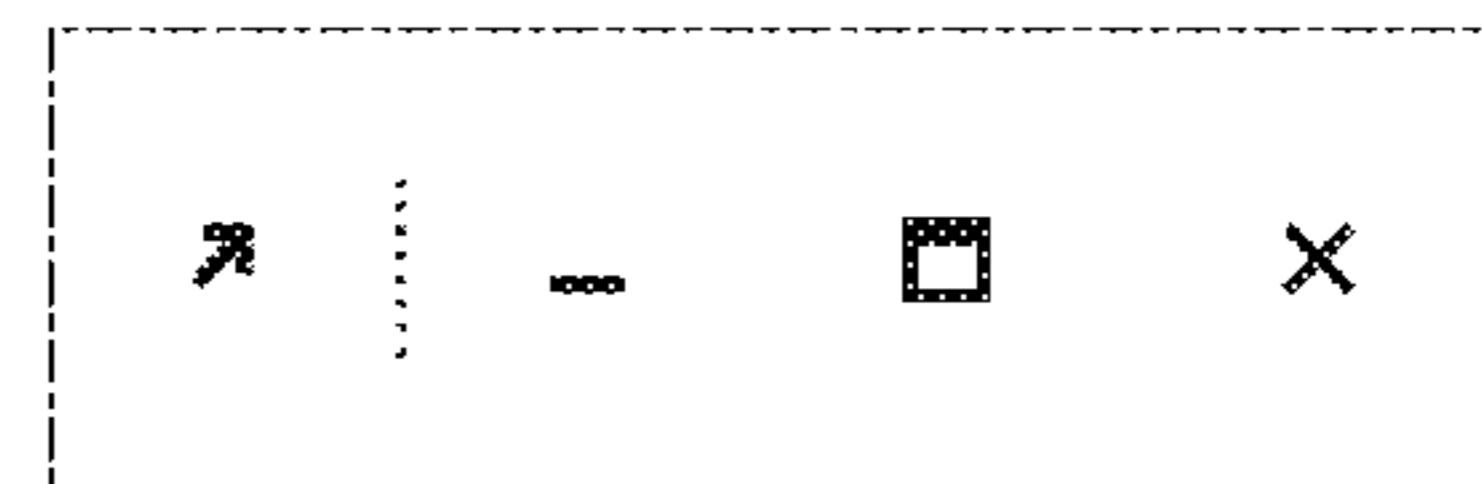

(57) **CLAIM**

The ornamental design for a display screen with graphical user interface, as shown and described.

**DESCRIPTION**

FIG. 1 is a front view of a display screen with graphical user interface showing the new design;  
FIG. 2 is a front view of a display screen with graphical user interface of FIG. 1 with a region for enlargement; and,  
FIG. 3 is an enlarged view of the region identified by FIG. 3. The broken line showing of the remainder of the display screen is for environmental purposes only and forms no part of the claimed design.

**1 Claim, 3 Drawing Sheets**






FIG. 1

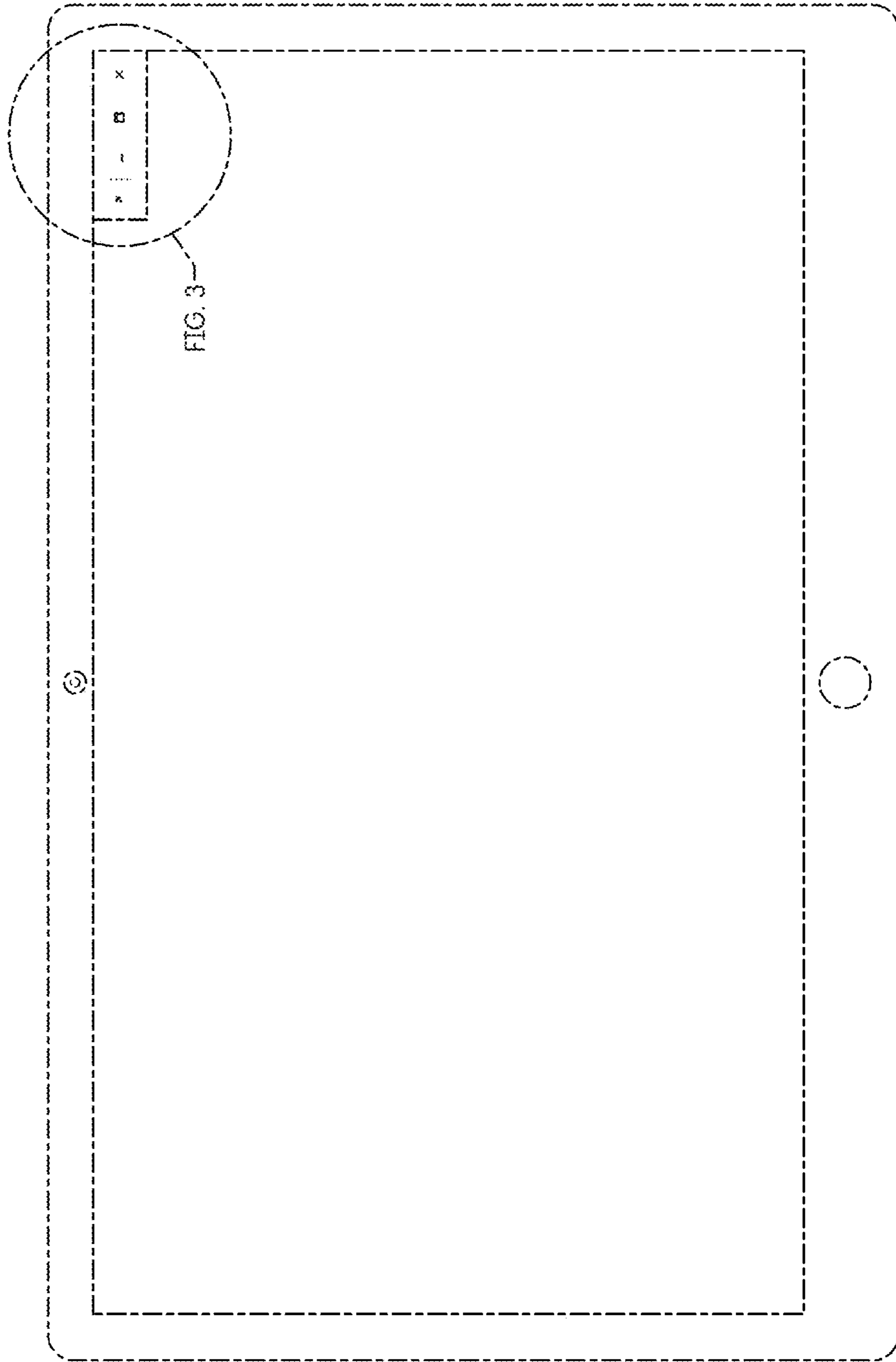


FIG. 3

FIG. 2




FIG. 3