



US00D706767S

(12) **United States Design Patent**
Kawai et al.

(10) **Patent No.:** **US D706,767 S**
(45) **Date of Patent:** **** Jun. 10, 2014**

- (54) **ELECTRONIC COMPUTER**
- (71) Applicant: **Kabushiki Kaisha Toshiba**, Tokyo (JP)
- (72) Inventors: **Yusuke Kawai**, Tokyo (JP); **Keiji Chikuma**, Tokyo (JP)
- (73) Assignee: **Kabushiki Kaisha Toshiba**, Minato-Ku, Tokyo (JP)
- (**) Term: **14 Years**
- (21) Appl. No.: **29/443,905**
- (22) Filed: **Jan. 24, 2013**

D574,378	S	8/2008	Andre et al.	
D617,790	S	6/2010	Sapper et al.	
D640,688	S	6/2011	Park et al.	
2005/0041378	A1 *	2/2005	Hamada et al.	361/680
2009/0244012	A1 *	10/2009	Behar et al.	345/169

FOREIGN PATENT DOCUMENTS

JP	1095919	1/2001
JP	1121983	9/2001
JP	1392915	7/2010
JP	1398170	10/2010
JP	1400501	11/2010
KR	30-0598017	5/2011

* cited by examiner

Primary Examiner — Freda S Nunn

(74) *Attorney, Agent, or Firm* — Banner & Witcoff, Ltd.

- (30) **Foreign Application Priority Data**
- Aug. 10, 2012 (JP) 2012-019350
- (51) **LOC (10) Cl.** **14-02**
- (52) **U.S. Cl.**
- USPC **D14/318**
- (58) **Field of Classification Search**
- CPC G06F 1/16; G06F 3/0202; H01H 13/70
- USPC D14/315-327; D18/1, 2, 7, 11; 235/145 A, 145 R; 341/22, 23; 345/104, 345/156, 168, 169, 173; 361/679.2, 679.08, 361/679.09, 679.11, 679.12, 679.17, 361/679.26, 679.27
- See application file for complete search history.

(57) **CLAIM**

The ornamental design for electronic computer, as shown and described.

DESCRIPTION

FIG. 1 is a reduced top, front and right side perspective view of an electronic computer showing our new design, FIG. 2 is a front elevational view thereof, FIG. 3 is a rear elevational view thereof, FIG. 4 is a top plan view thereof, FIG. 5 is a bottom plan view thereof, FIG. 6 is a left side elevational view thereof, FIG. 7 is a right side elevational view thereof, FIG. 8 is a front elevational view showing the article in a closed position thereof, FIG. 9 is a right side elevational view showing the article in the closed position thereof; and, FIG. 10 is a top plan view showing the article in the closed position.

The broken lines are shown in the views for illustrative purposes only and form no part of the claimed design.

1 Claim, 6 Drawing Sheets

(56) **References Cited**

U.S. PATENT DOCUMENTS

6,067,224	A *	5/2000	Nobuchi	361/679.27
D491,177	S *	6/2004	Andre et al.	D14/318
D494,162	S	8/2004	Kondo	
6,771,494	B2 *	8/2004	Shimano	361/679.06
D516,552	S *	3/2006	Iseki	D14/318
D518,042	S *	3/2006	Kanayama	D14/318
D523,429	S *	6/2006	Lin	D14/318
D558,753	S *	1/2008	Andre et al.	D14/315

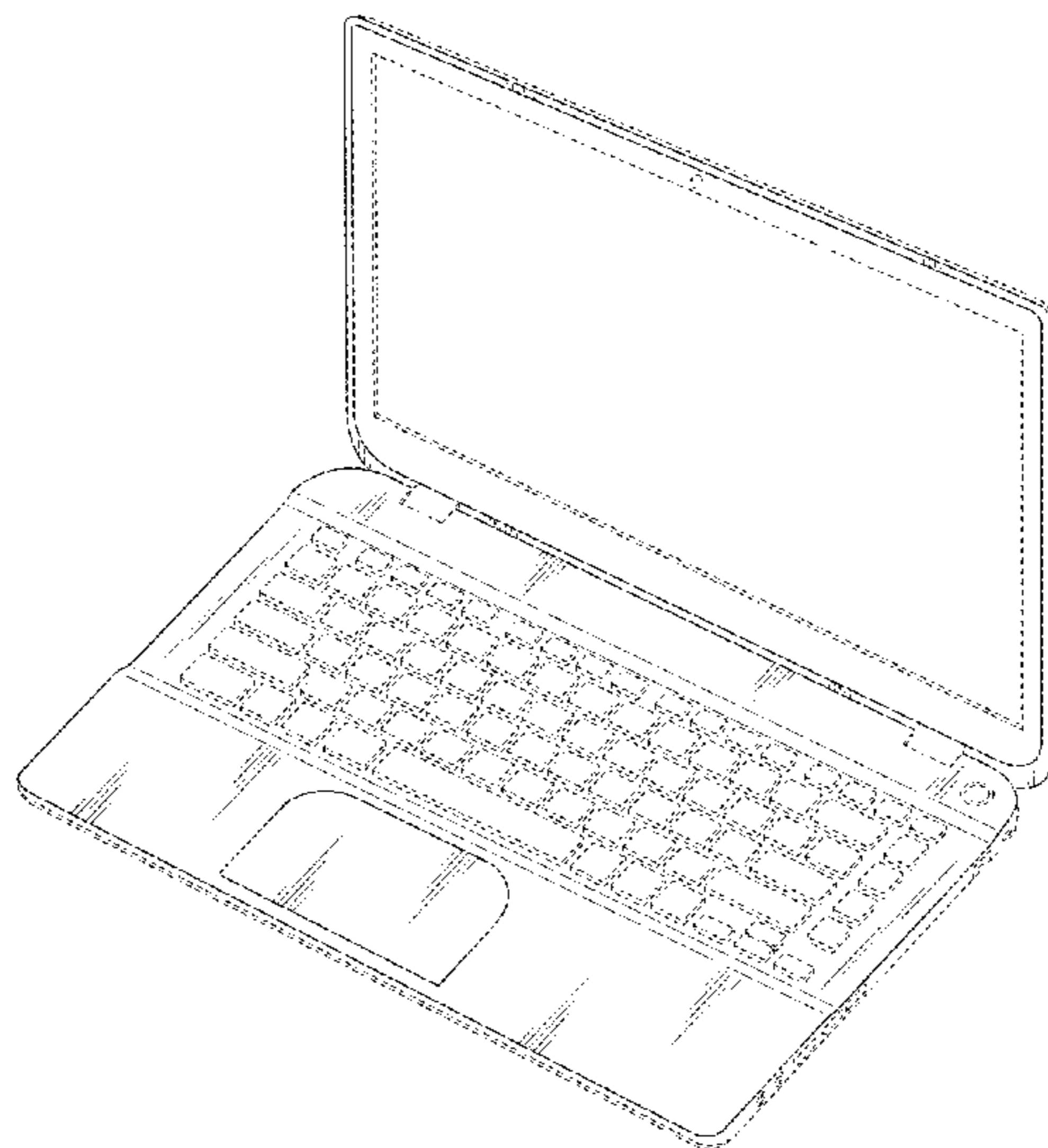


Fig. 1

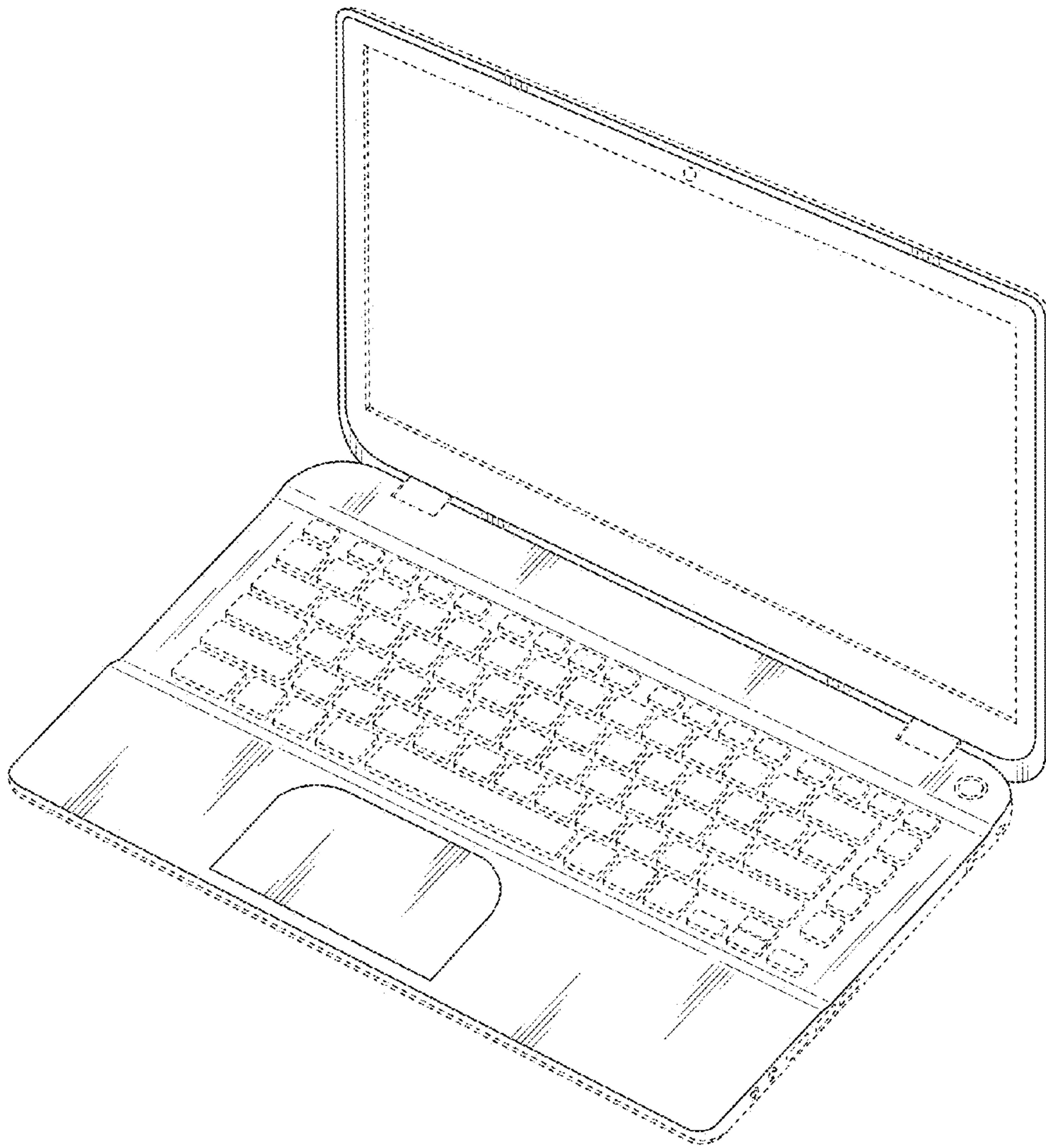


Fig. 2




Fig. 3



Fig. 4

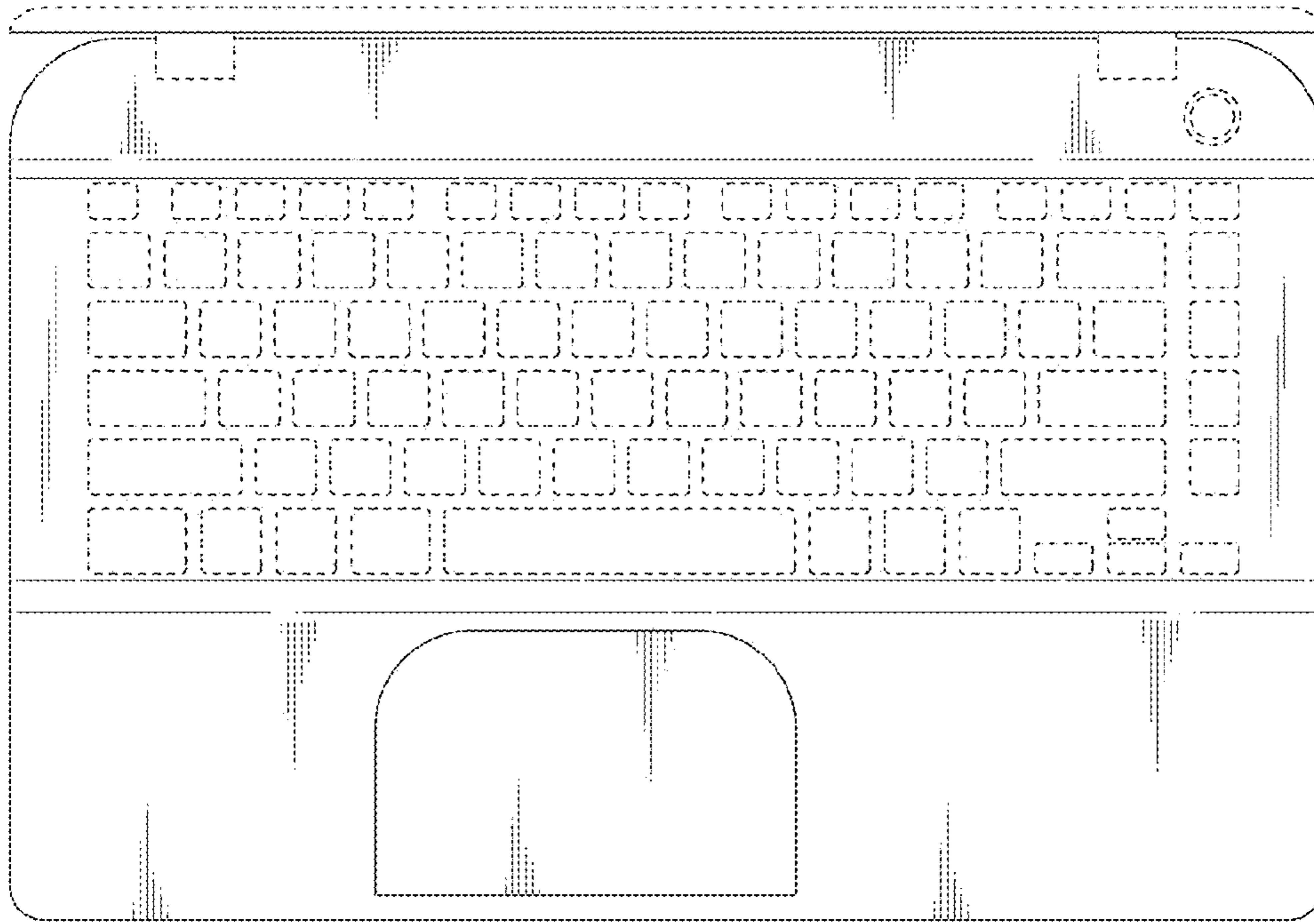


Fig. 5



Fig. 6

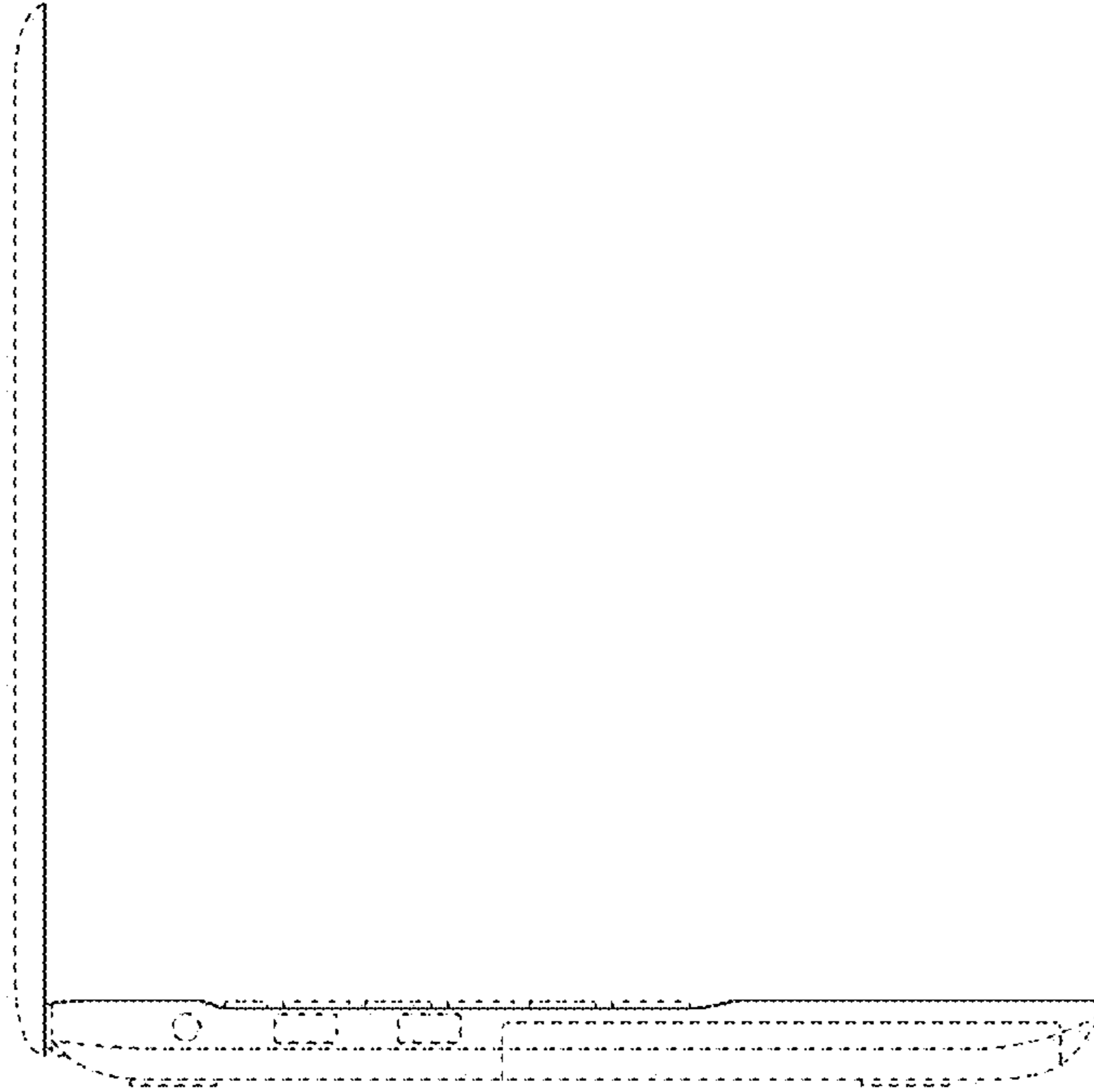


Fig. 7




Fig. 8

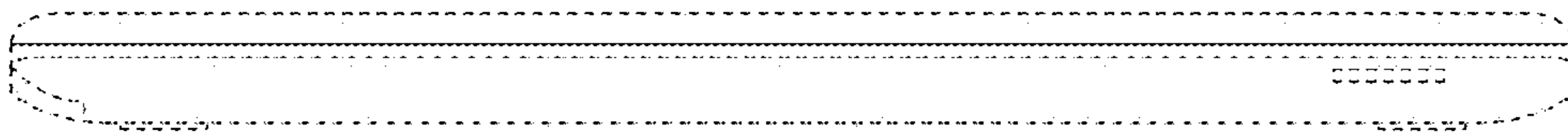


Fig. 9




Fig. 10

