



US00D706765S

(12) **United States Design Patent**
Wolff et al.

(10) **Patent No.:** **US D706,765 S**
(45) **Date of Patent:** **** Jun. 10, 2014**

(54) **COMPUTER**

USPC D14/315-327; D18/1, 2, 7, 11;
235/145 A, 145 R; 341/22, 23; 345/104,
345/156, 168, 169, 173; 361/679.08,
361/679.09, 679.11, 679.26, 679.27
See application file for complete search history.

(71) Applicant: **Hewlett-Packard Development Company, L.P.**, Houston, TX (US)

(72) Inventors: **Stacy L. Wolff**, Houston, TX (US);
Kevin L. Massaro, Houston, TX (US);
Eric Chen, Spring, TX (US); **Ilchan Lee**, Houston, TX (US); **Dimitre D. Mehandjiysky**, Cypress, TX (US);
Sandie N. Cheng, Cypress, TX (US);
Aki Laine, Spring, TX (US); **Heesang Kil**, Houston, TX (US); **Ki Bok Song**, Katy, TX (US); **Britt C. Ashcraft**, Tomball, TX (US); **Michael J. Delpier**, Houston, TX (US); **Marcus A. Hoggarth**, St. Albans (GB); **Kyle R. Loughlin**, London (GB); **Tim Williamson**, Chiswick (GB)

(56) **References Cited**

U.S. PATENT DOCUMENTS

D491,177 S * 6/2004 Andre et al. D14/318
6,771,494 B2 * 8/2004 Shimano 361/679.06
7,609,514 B2 * 10/2009 Doczy et al. 361/679.58
D633,488 S * 3/2011 Kim et al. D14/315

* cited by examiner

Primary Examiner — Freda S Nunn

(57) **CLAIM**

We claim the ornamental design for a computer, as shown and described.

DESCRIPTION

FIG. 1 is a front perspective view of a computer illustrating our new design;
FIG. 2 is a front view thereof;
FIG. 3 is a rear view thereof;
FIG. 4 is a top view thereof;
FIG. 5 is a bottom view thereof
FIG. 6 is a right side view thereof; and,
FIG. 7 is a left side view thereof.
The dash-dash broken lines in the drawings are environmental lines only and do not form part of the claimed design.

(73) Assignee: **Hewlett-Packard Development Company, L.P.**, Houston, TX (US)

(**) Term: **14 Years**

(21) Appl. No.: **29/443,985**

(22) Filed: **Jan. 24, 2013**

(51) **LOC (10) Cl.** **14-02**

(52) **U.S. Cl.**
USPC **D14/315**

(58) **Field of Classification Search**
CPC G06F 1/16; G06F 3/041

1 Claim, 5 Drawing Sheets






FIG. 1

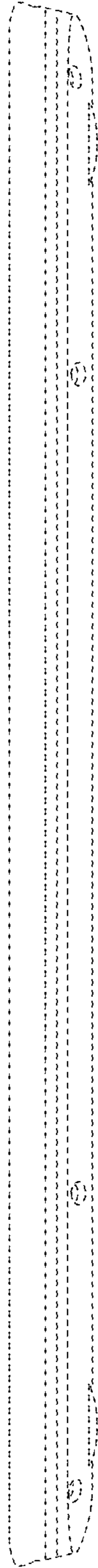


FIG. 2

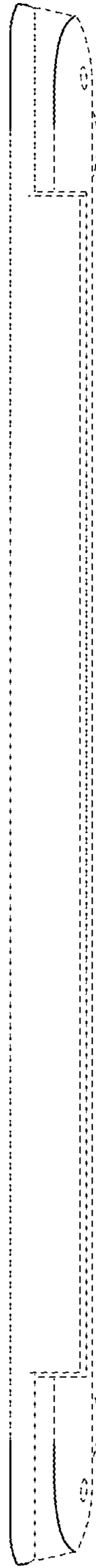


FIG. 3




FIG. 4

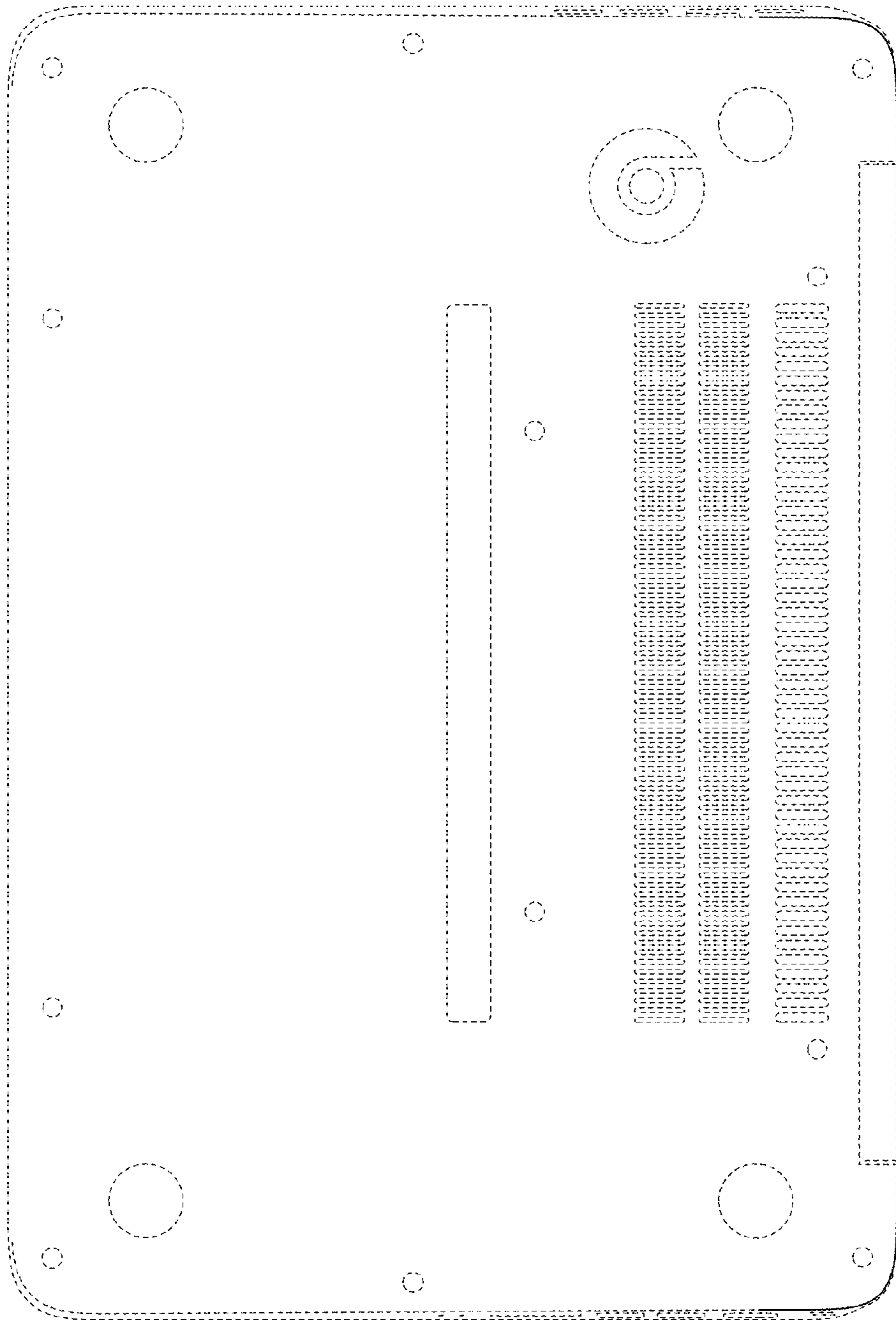


FIG. 5

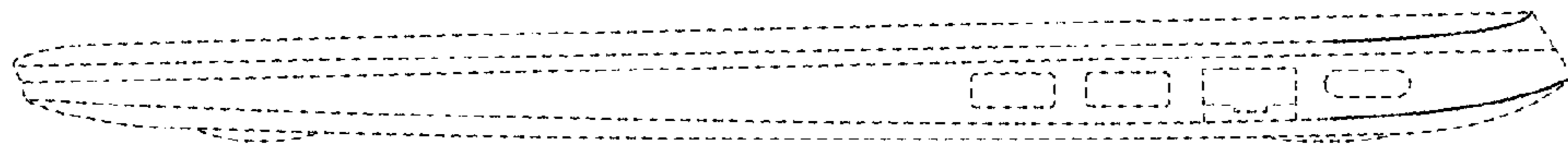


FIG. 6

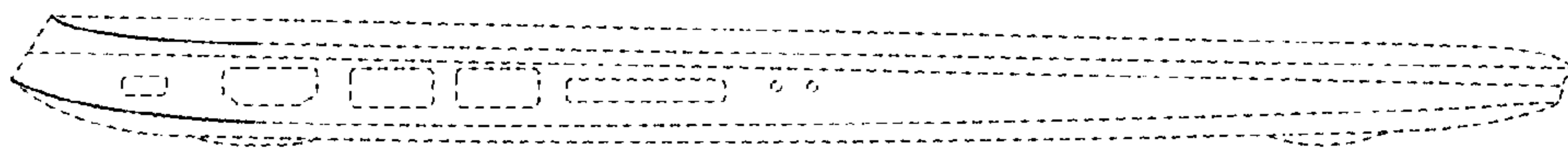


FIG. 7