



US00D706758S

(12) **United States Design Patent**
Kim et al.

(10) **Patent No.:** **US D706,758 S**
(45) **Date of Patent:** **** Jun. 10, 2014**

(54) **NOTEBOOK COMPUTER**

(71) Applicant: **Samsung Electronics Co., Ltd.**,
Suwon-si (KR)

(72) Inventors: **Min-Ji Kim**, Seoul (KR); **Ik-Sang Kim**,
Seoul (KR); **Wan-Sup Kim**, Seoul (KR)

(73) Assignee: **Samsung Electronics Co., Ltd.**,
Suwon-si (KR)

(**) Term: **14 Years**

(21) Appl. No.: **29/440,870**

(22) Filed: **Dec. 28, 2012**

(30) **Foreign Application Priority Data**

Jul. 6, 2012 (KR) 30-2012-0033094

(51) **LOC (10) Cl.** **14-02**

(52) **U.S. Cl.**
USPC **D14/315**

(58) **Field of Classification Search**
USPC D14/315-327; D18/1, 2, 7, 11;
235/145 A, 145 R; 341/22, 23; 345/104,
345/156, 168, 169, 173; 361/679.08,
361/679.09, 679.11, 679.26, 679.27
See application file for complete search history.

(56) **References Cited**

U.S. PATENT DOCUMENTS

6,775,129 B1 * 8/2004 Ghosh et al. 361/679.27
6,781,819 B2 * 8/2004 Yang et al. 361/679.09

6,785,128 B1 * 8/2004 Yun 361/679.27
D523,857 S * 6/2006 Nakamura et al. D14/433
7,916,889 B2 * 3/2011 Takakusaki 361/679.09
D649,546 S * 11/2011 Kim et al. D14/327
D651,597 S * 1/2012 Lee et al. D14/315

* cited by examiner

Primary Examiner — Freda S Nunn

(74) *Attorney, Agent, or Firm* — NSIP Law

(57) **CLAIM**

The ornamental design for a notebook computer, as shown and described.

DESCRIPTION

FIG. 1 is a top perspective view of a notebook computer; FIG. 2 is a front view of the notebook computer of FIG. 1; FIG. 3 is a rear view of the notebook computer of FIG. 1; FIG. 4 is a left-side view of the notebook computer of FIG. 1; FIG. 5 is a right-side view of the notebook computer of FIG. 1; FIG. 6 is a top plan view of the notebook computer of FIG. 1; FIG. 7 is a bottom plan view of the notebook computer of FIG. 1; FIG. 8 is an open perspective view of the notebook computer of FIG. 1; and, FIG. 9 is a partial enlarged view of FIG. 8 that is included to more clearly depict the design feature on the top of the bottom portion of the notebook computer, as viewed from the open perspective view (a-a', b-b', c-c', d-d') of FIG. 8. Features shown in broken lines in FIGS. 1, 2, 4, 5, 7, and 8, form no part of the claimed design.

1 Claim, 7 Drawing Sheets

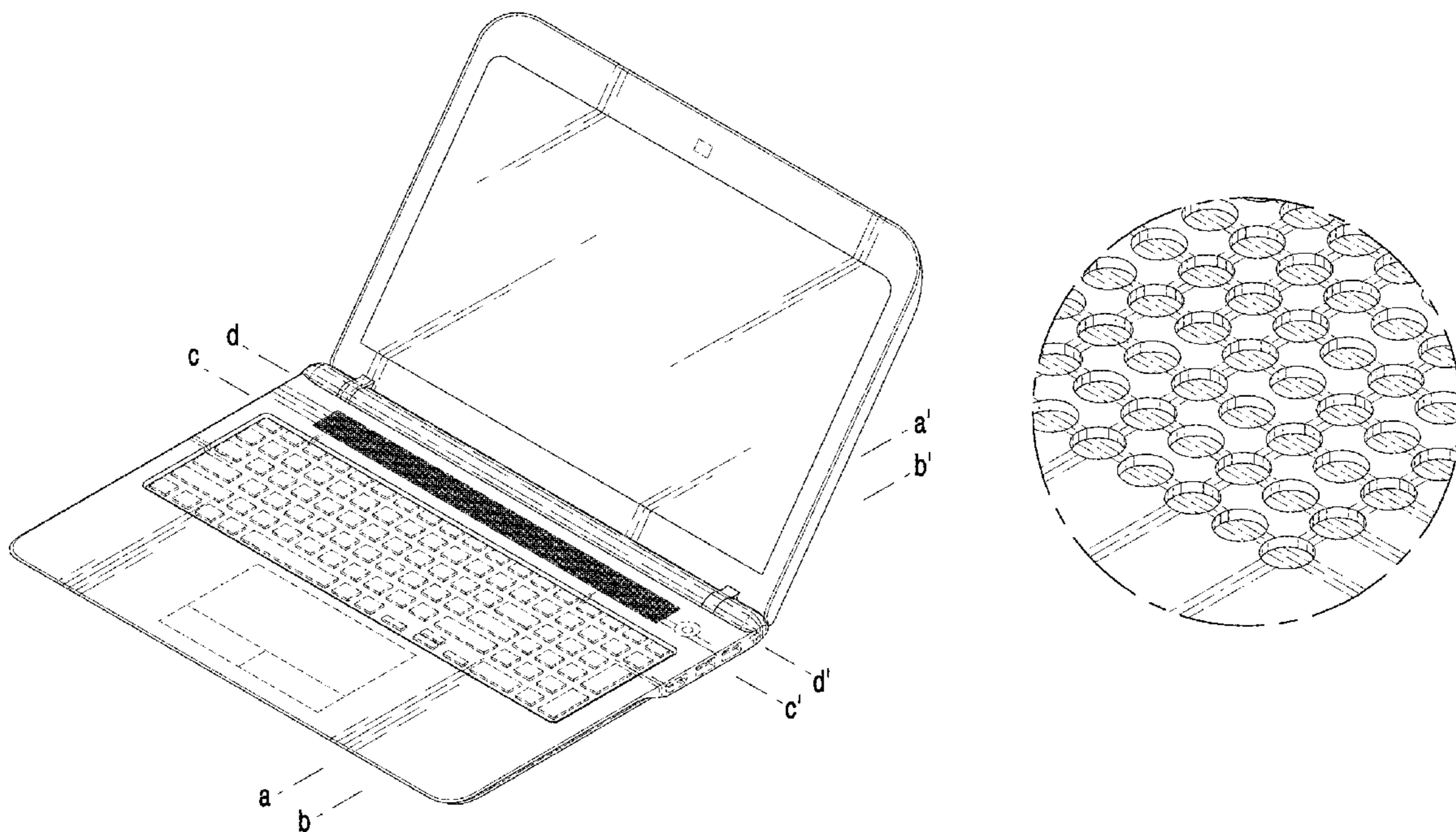


FIG. 1

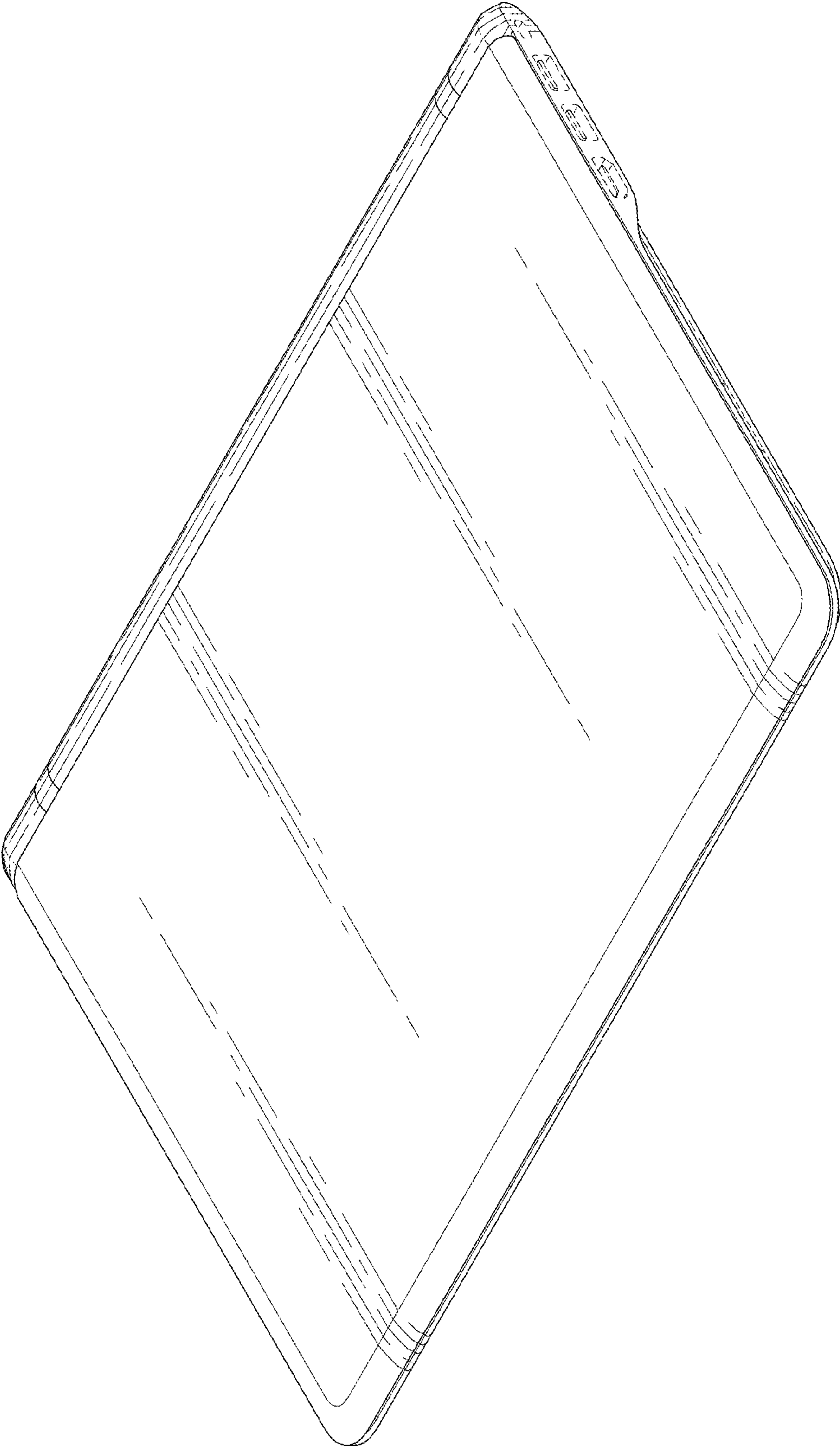


FIG. 2




FIG. 3




FIG. 4

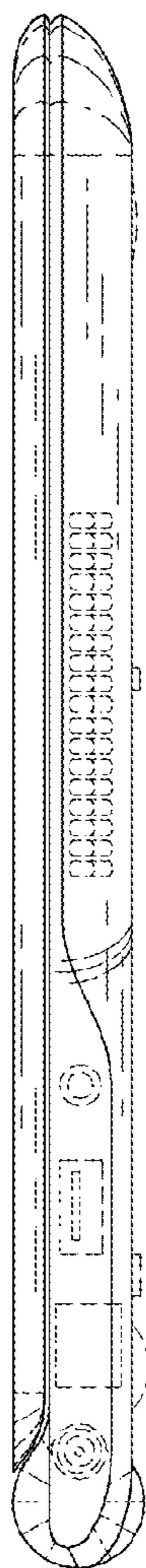


FIG. 5

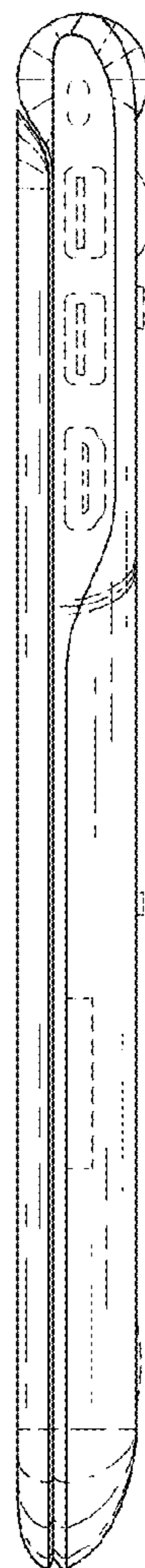


FIG. 6




FIG. 7




FIG. 8

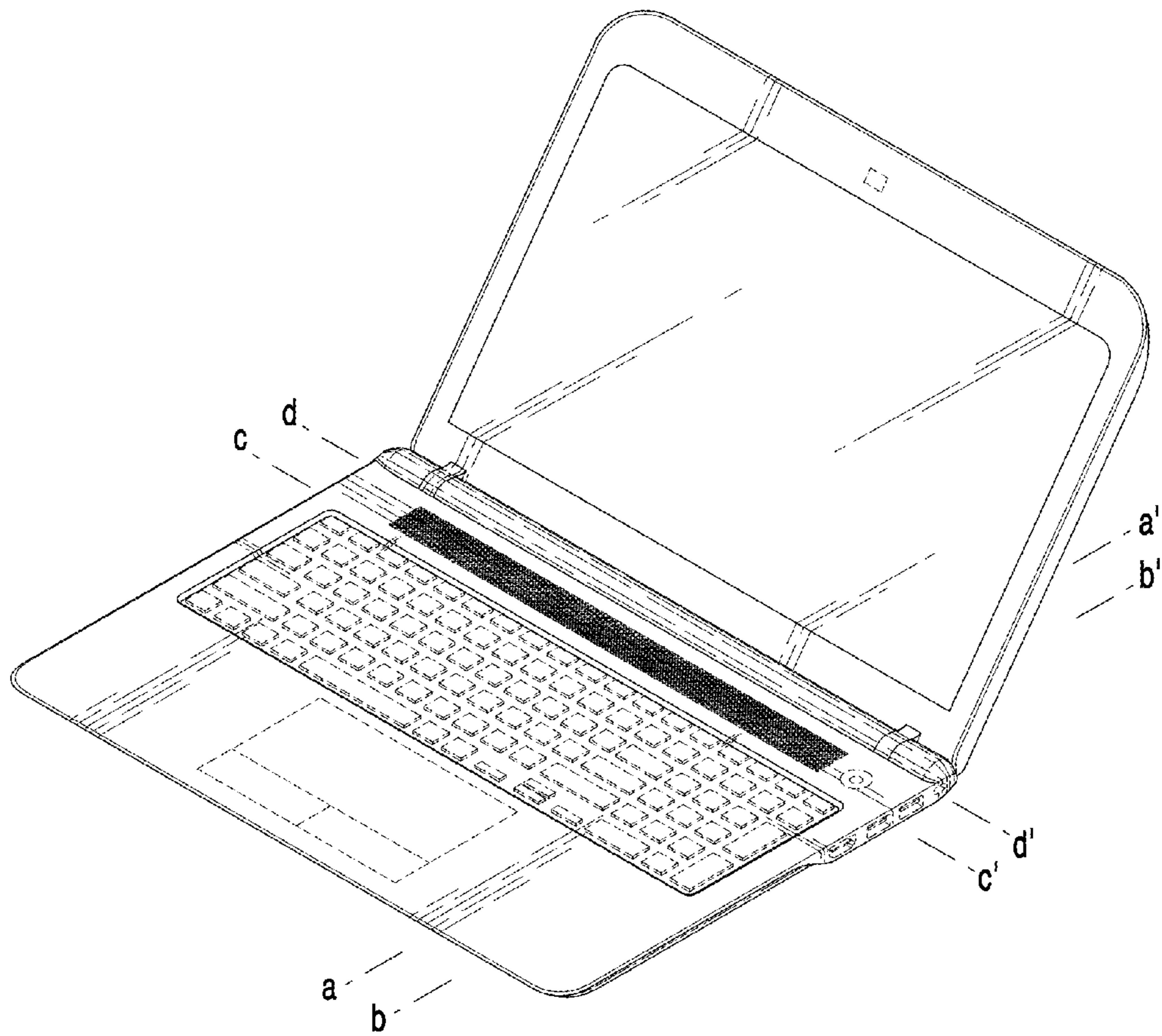


FIG. 9

