



US00D706755S

(12) **United States Design Patent**
Barrall et al.

(10) **Patent No.:** **US D706,755 S**
(45) **Date of Patent:** **** Jun. 10, 2014**

(54) **PERSONAL STORAGE APPLIANCE**

(71) Applicant: **Connected Data, Inc.**, Santa Clara, CA (US)

(72) Inventors: **Geoffrey S. Barrall**, San Jose, CA (US); **David Gary Mendelson**, San Carlos, CA (US); **Charles Richard Lewis, Jr.**, Palo Alto, CA (US)

(73) Assignee: **Connected Data, Inc.**, San Jose, CA (US)

(**) Term: **14 Years**

(21) Appl. No.: **29/437,875**

(22) Filed: **Nov. 21, 2012**

(51) **LOC (10) Cl.** **14-99**

(52) **U.S. Cl.**

CPC **H04L 29/08** (2013.01)

USPC **D14/299**

(58) **Field of Classification Search**

CPC H04L 29/08

USPC D14/299, 156, 204, 357, 214, 218, 433,

D14/358, 364, 388, 368, 480.5; D13/123,

D13/147, 133; D8/311, DIG. 2, 378;

D9/434, 435, 772, 776, 548, 558, 520;

385/42, 35, 39; 709/213

See application file for complete search history.

(56) **References Cited**

U.S. PATENT DOCUMENTS

D185,797 S *	8/1959	Durbin	D14/227
D202,272 S *	9/1965	Brendgord	D8/311
D210,588 S *	3/1968	Mazza	D14/308
3,649,394 A *	3/1972	Erickson, Jr	216/13
D225,204 S *	11/1972	Kendrick	D8/311
4,249,037 A *	2/1981	Dexter	381/308
4,744,629 A *	5/1988	Bertoglio et al.	385/59
D298,137 S *	10/1988	Bates	D14/438

5,028,110 A *	7/1991	Plummer	385/42
D325,578 S *	4/1992	Daido et al.	D14/155
D332,088 S *	12/1992	Nimpoeno et al.	D13/184
D340,930 S *	11/1993	Christie	D14/214
D350,956 S *	9/1994	Sumikawa	D14/155
D383,732 S *	9/1997	Haley et al.	D14/435
D385,535 S *	10/1997	Summit et al.	D14/358
D394,263 S *	5/1998	Fischer	D14/214
D400,778 S *	11/1998	Holbrook, Jr.	D8/311
D449,600 S *	10/2001	Gallahan et al.	D14/299
D466,885 S *	12/2002	MacFarlane et al.	D14/204
D471,911 S *	3/2003	Takiguchi et al.	D14/432
D485,269 S *	1/2004	Jones et al.	D14/358
D522,866 S *	6/2006	Bakic	D9/521
D525,135 S *	7/2006	Bakic	D9/521
D544,480 S *	6/2007	Murakami	D14/480.5
D555,651 S *	11/2007	Pascucci	D14/408
D584,306 S *	1/2009	Maiers et al.	D14/356

(Continued)

Primary Examiner — Paula Greene

(74) *Attorney, Agent, or Firm* — Sunstein Kann Murphy & Timbers LLP

(57) **CLAIM**

The ornamental design for a personal storage appliance, as shown and described.

DESCRIPTION

FIG. 1 shows a perspective view of a personal storage appliance according to an embodiment of our new design.

FIG. 2 shows an end view of the personal storage appliance according to FIG. 1.

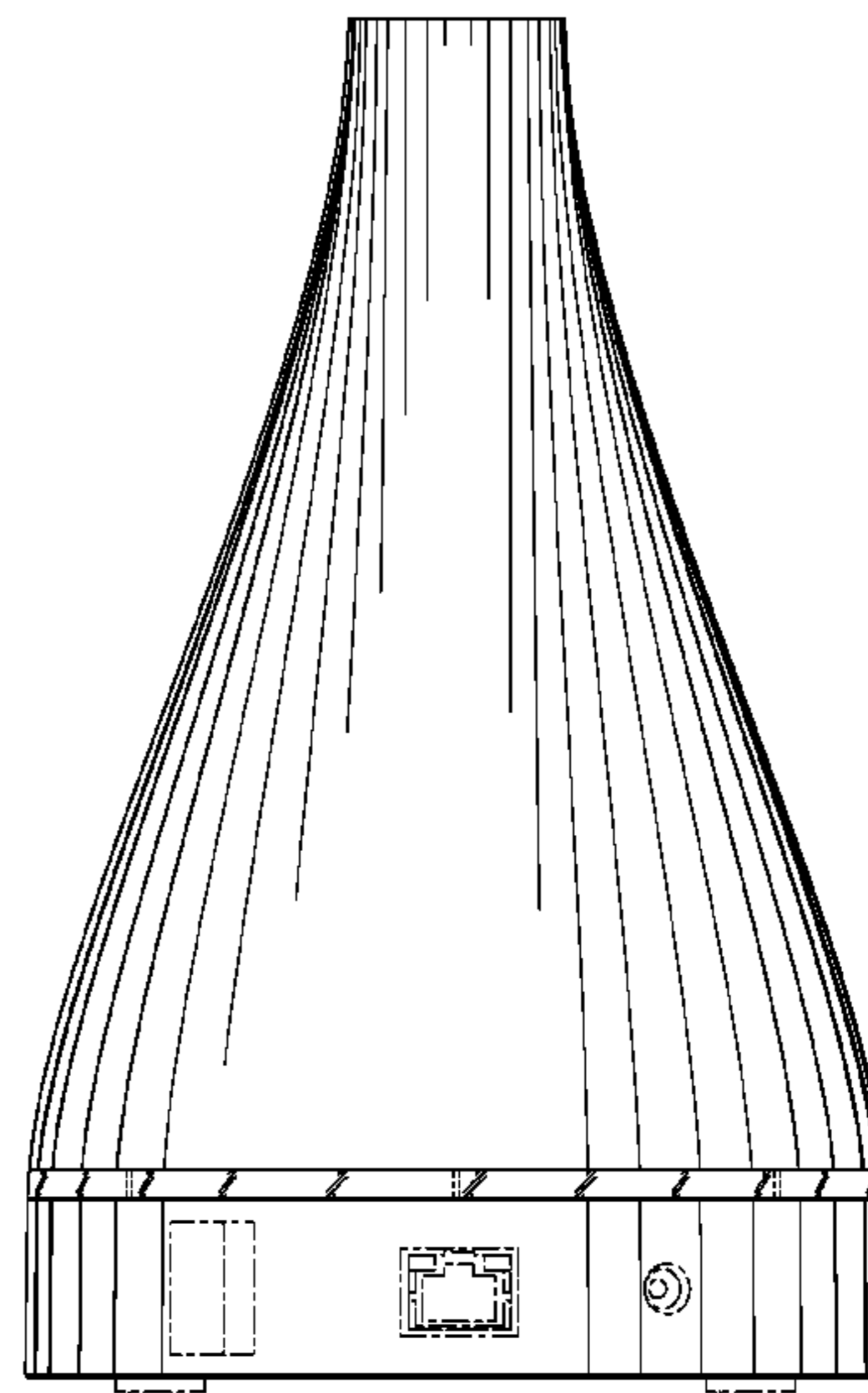
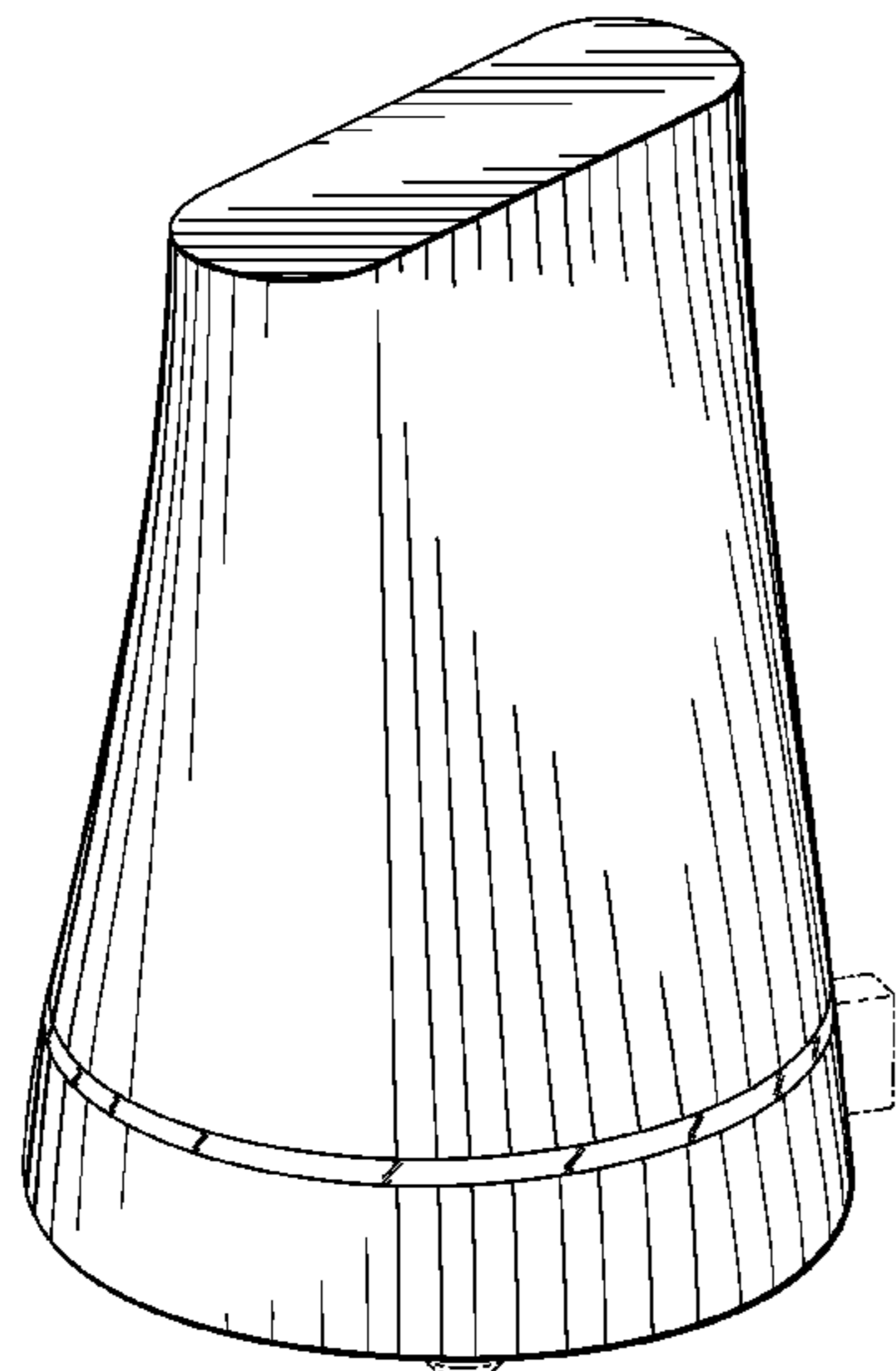
FIG. 3 shows another end view of the personal storage appliance according to FIG. 1.

FIG. 4 shows a side view of the personal storage appliance according to FIG. 1.

FIG. 5 shows a top view of the personal storage appliance according to FIG. 1; and,

FIG. 6 shows a bottom view of the personal storage appliance according to FIG. 1.

1 Claim, 5 Drawing Sheets



(56)

References Cited

U.S. PATENT DOCUMENTS

D584,308 S * 1/2009 Johnson, Jr. D14/358
D598,020 S * 8/2009 Lu et al. D14/358
D615,985 S * 5/2010 Landry et al. D14/480.5
D623,066 S * 9/2010 Mongeon et al. D9/529

D624,543 S * 9/2010 Kettula D14/388
D628,579 S * 12/2010 Landry et al. D14/480.5
D658,647 S * 5/2012 Tsai D14/356
D663,310 S * 7/2012 Prince D14/480.5
D695,289 S * 12/2013 Yamazaki D14/364

* cited by examiner

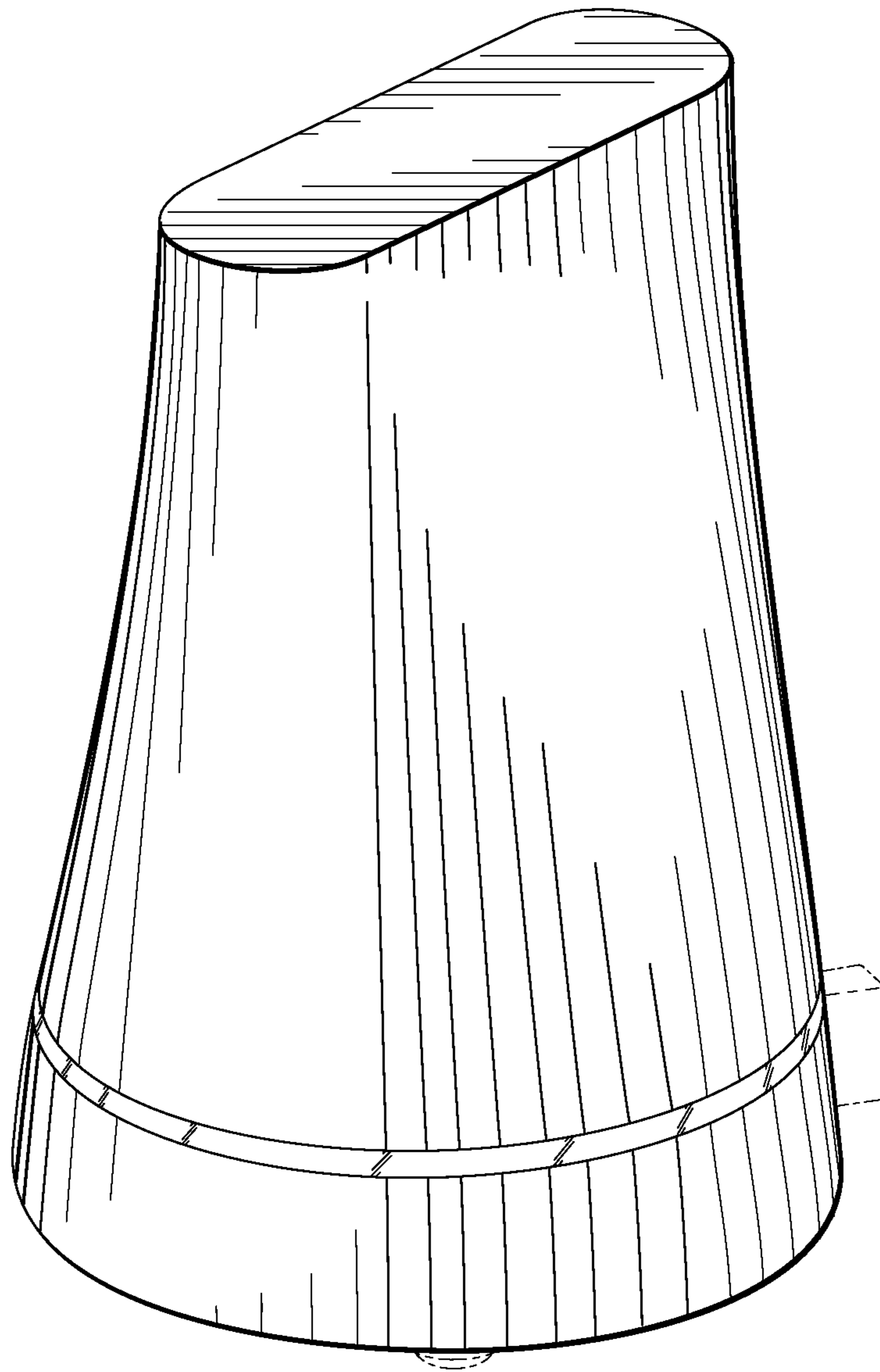


Fig. 1

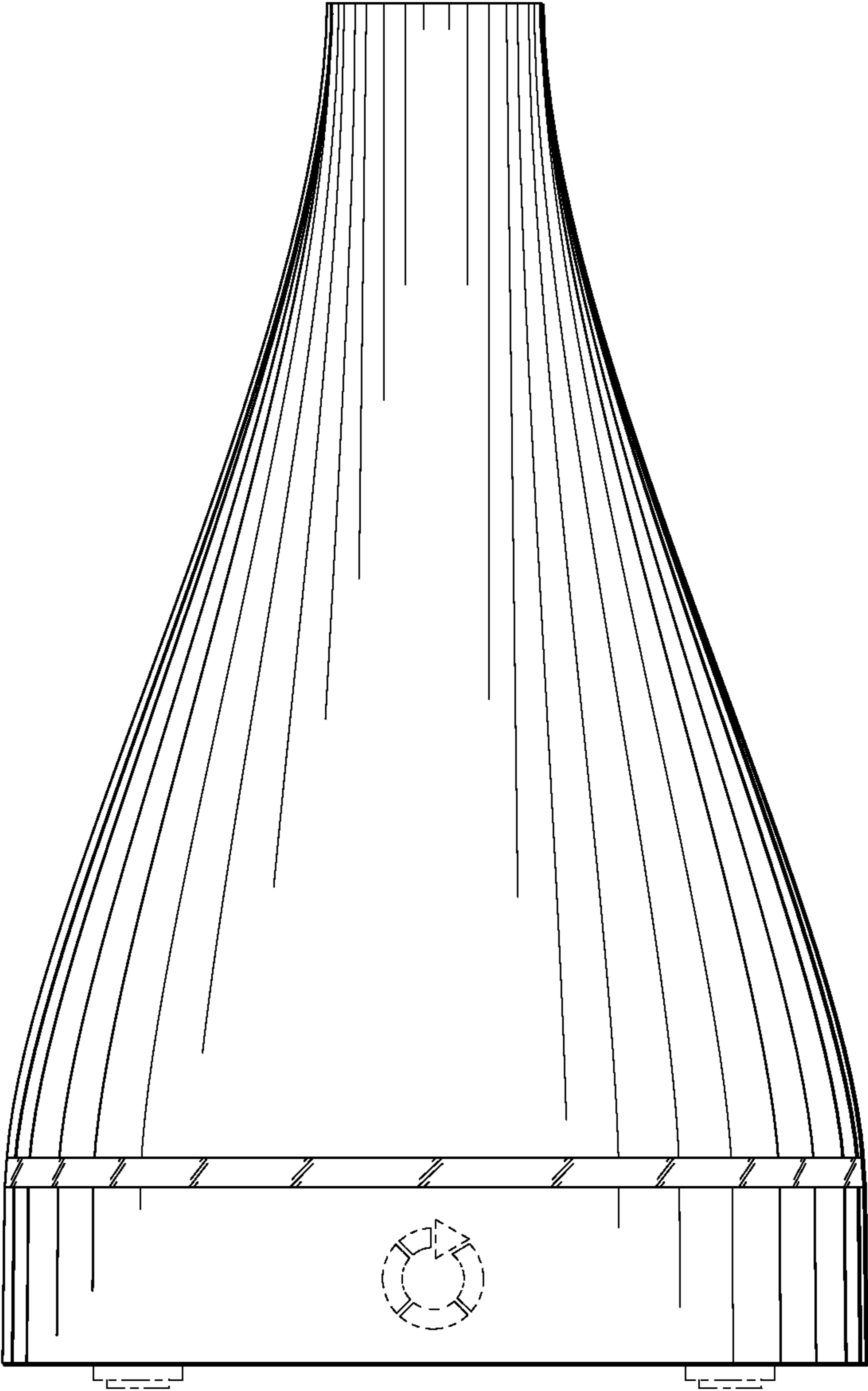


Fig. 2

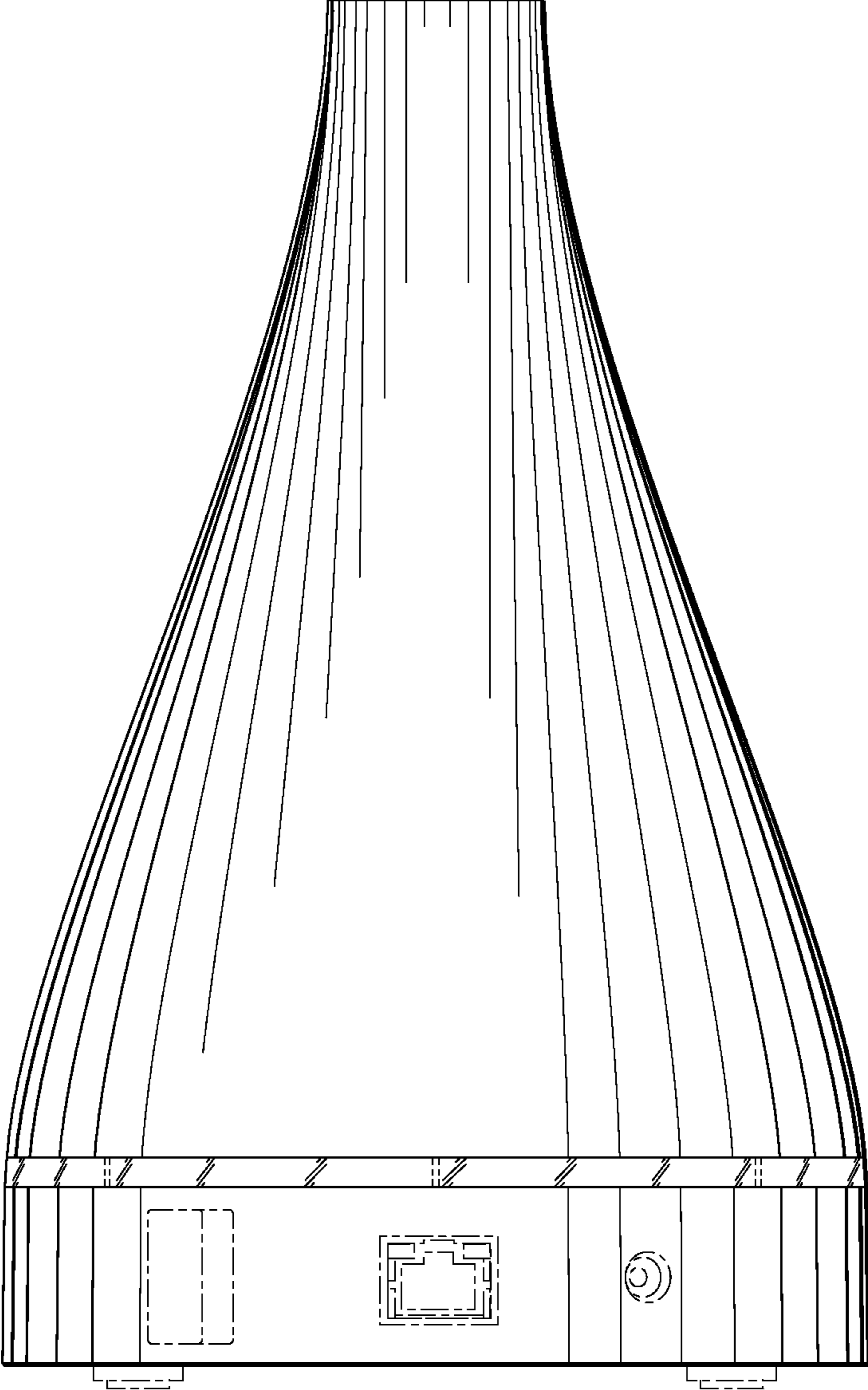


Fig. 3

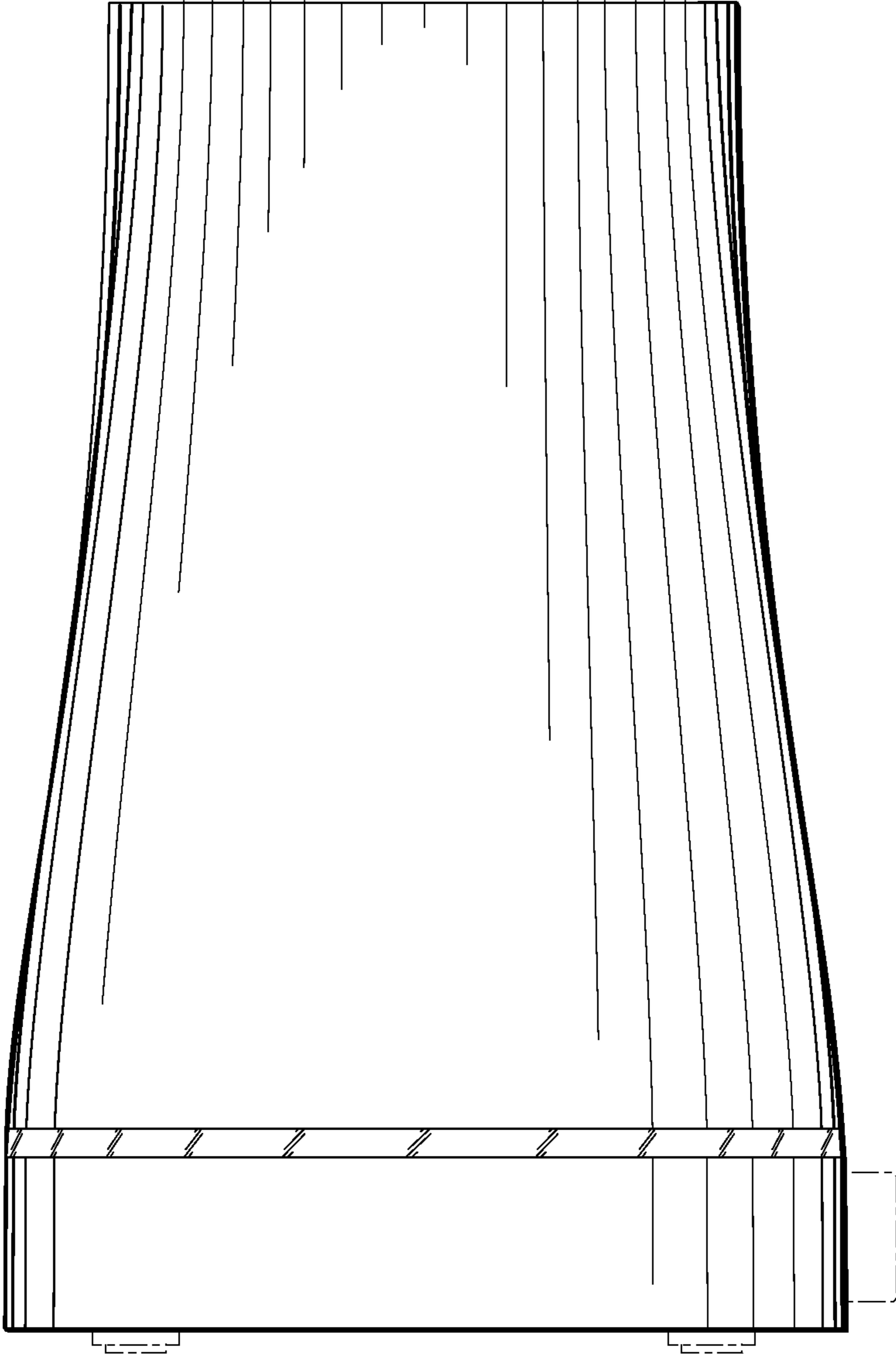


Fig. 4

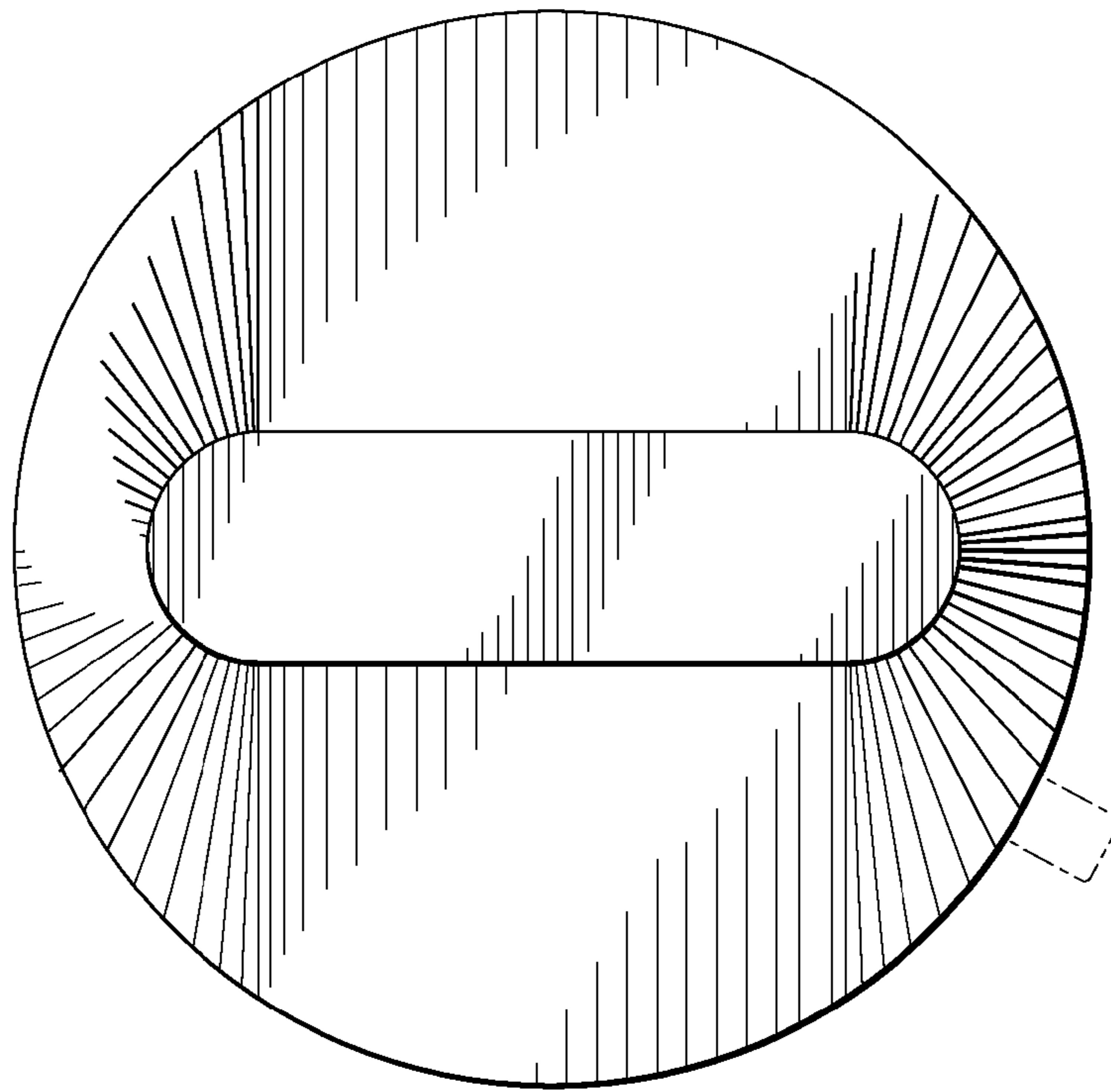


Fig. 5

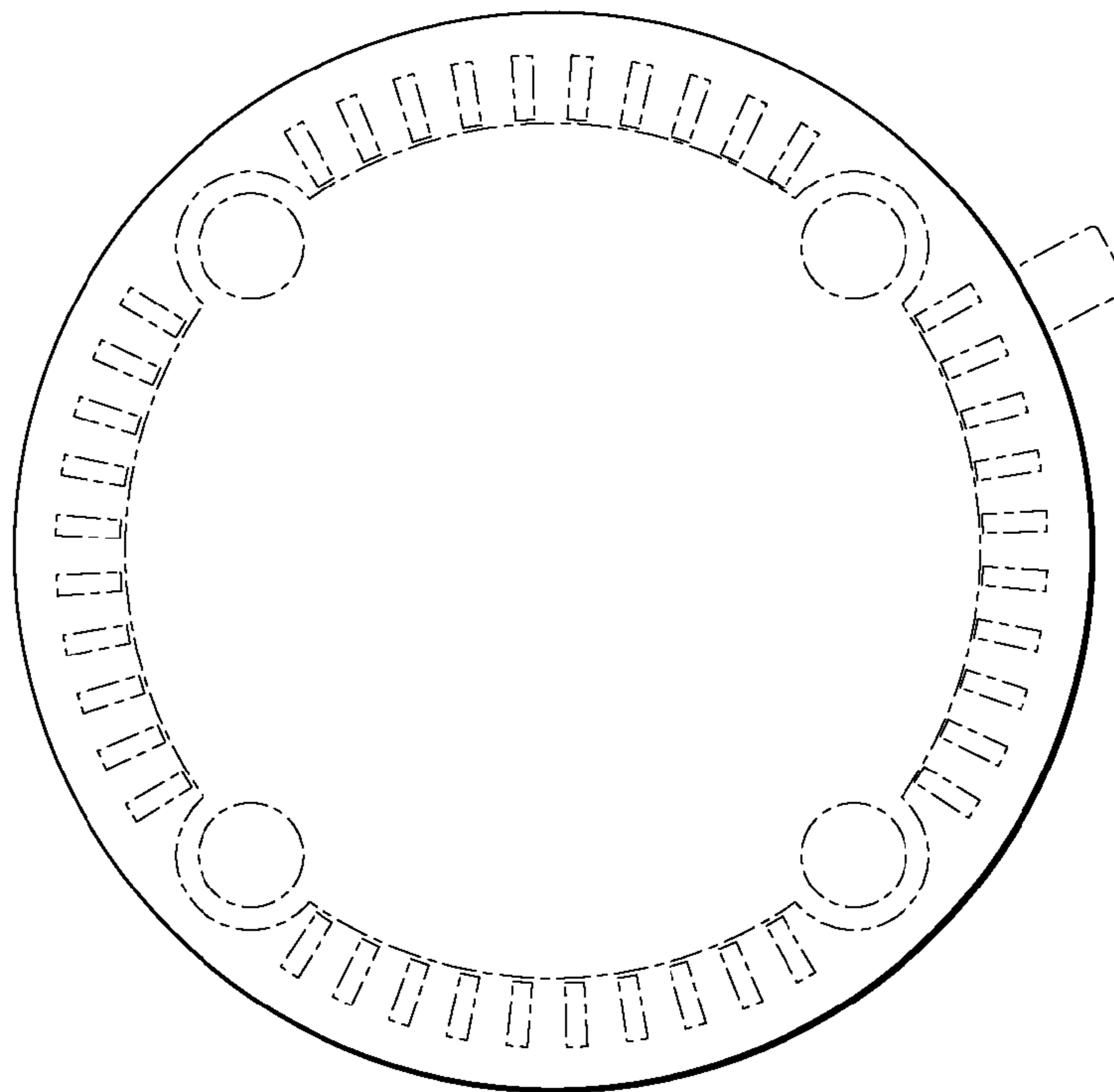


Fig. 6