



US00D706714S

(12) **United States Design Patent**
Laurino et al.

(10) **Patent No.:** **US D706,714 S**
(45) **Date of Patent:** **** Jun. 10, 2014**

(54) **ROGOWSKI COIL**

- (71) Applicant: **Fluke Corporation**, Everett, WA (US)
- (72) Inventors: **Ferdinand Ygona Laurino**, Seattle, WA (US); **Christopher W. Lagerberg**, Seattle, WA (US)
- (73) Assignee: **Fluke Corporation**, Everett, WA (US)
- (**) Term: **14 Years**
- (21) Appl. No.: **29/470,566**
- (22) Filed: **Oct. 22, 2013**

Related U.S. Application Data

- (62) Division of application No. 29/357,539, filed on Mar. 12, 2010, now Pat. No. Des. 693,301.
 - (51) **LOC (10) Cl.** **13-02**
 - (52) **U.S. Cl.**
USPC **D13/117**
 - (58) **Field of Classification Search**
USPC D13/117, 101, 118, 130, 183, 199;
D10/75, 80; D15/199; 123/634;
250/231.12; 336/83, 90, 92, 96, 160,
336/178, 192, 198, 200; 335/282
- See application file for complete search history.

(56) **References Cited**

U.S. PATENT DOCUMENTS

2,229,461 A *	1/1941	Kummich	336/120
3,833,871 A	9/1974	Fisher		
D442,547 S	5/2001	Takebuchi		
D586,745 S	2/2009	Shibata		
D594,412 S	6/2009	Ueki		
D599,233 S	9/2009	Ebenezer		
D640,198 S *	6/2011	Wu et al.	D13/122
D669,031 S *	10/2012	Wagatsuma et al.	D13/117
2008/0211484 A1 *	9/2008	Howell et al.	324/127

* cited by examiner

Primary Examiner — Derrick Holland

(74) *Attorney, Agent, or Firm* — Christensen O'Connor Johnson Kindness PLLC

(57) **CLAIM**

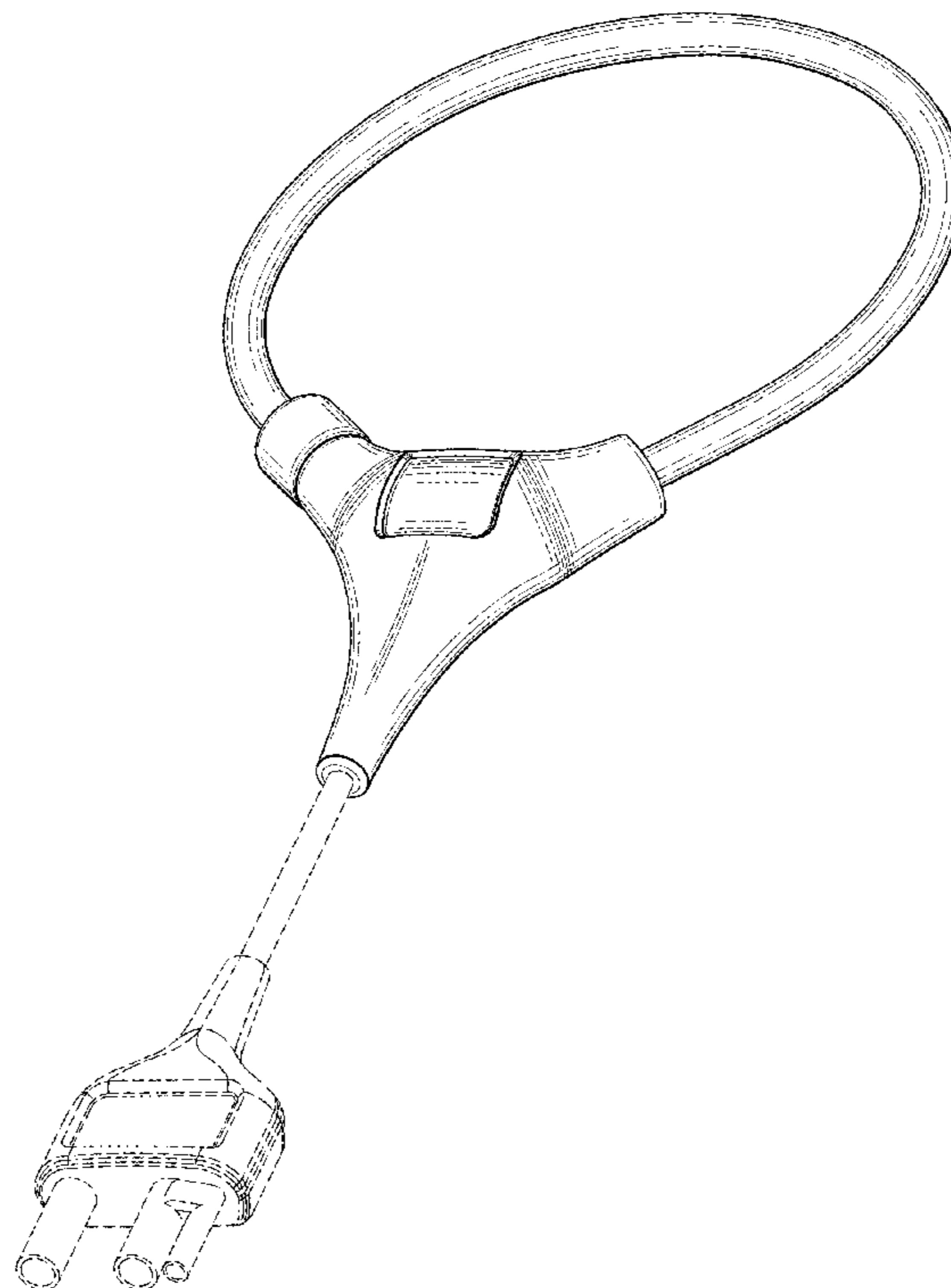
The ornamental design for a Rogowski coil, as shown and described.

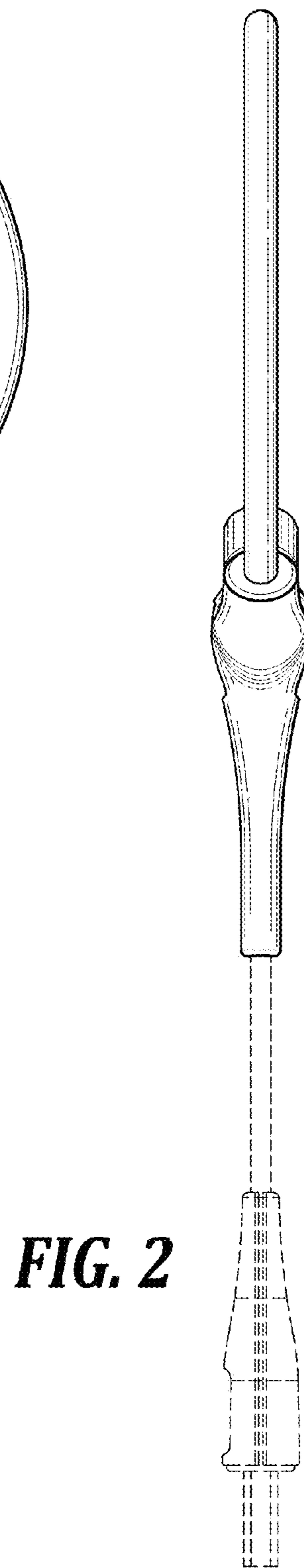
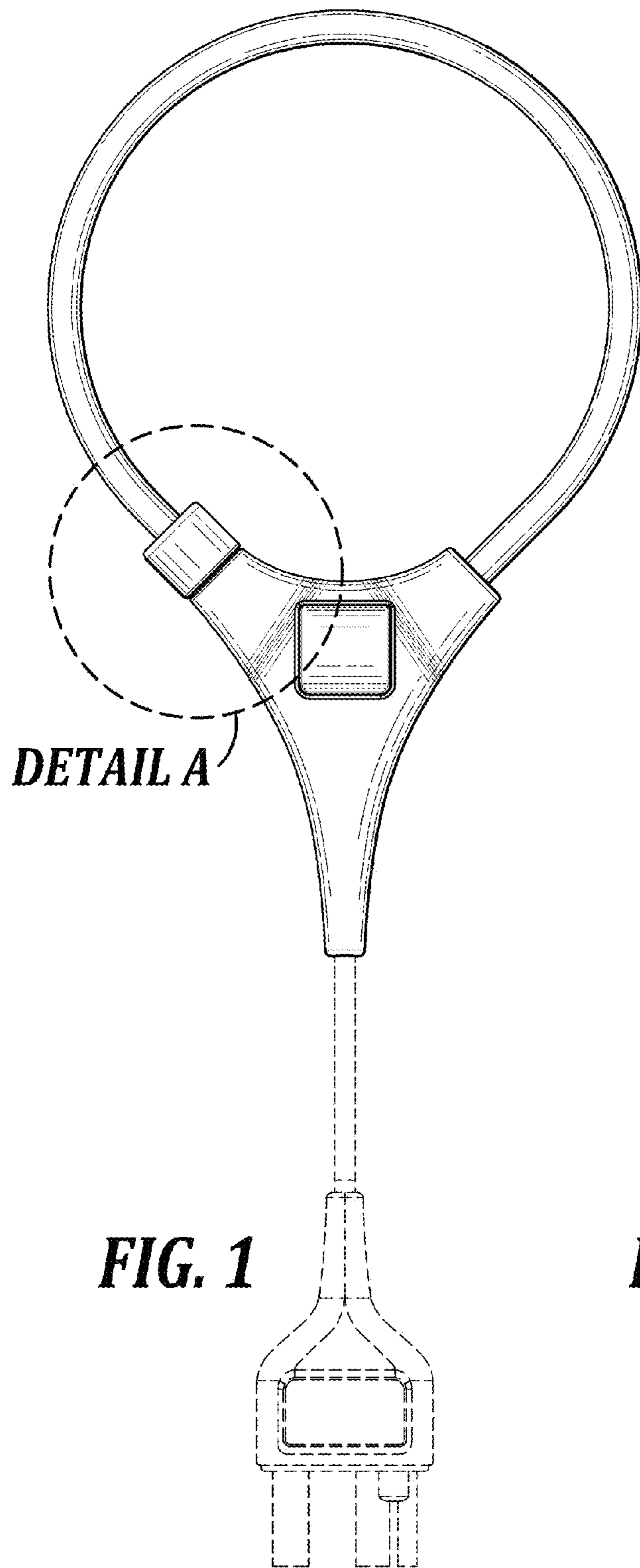
DESCRIPTION

FIG. 1 is a front elevation view of a Rogowski coil showing our new design;
 FIG. 2 is a right side elevation view thereof;
 FIG. 3 is a left side elevation view thereof;
 FIG. 4 is a rear elevation view thereof;
 FIG. 5 is a lower front right perspective view thereof; and,
 FIG. 6 is an enlarged fragmental partial perspective view thereof.

The broken lines shown represent unclaimed subject matter and form no part of the claimed design.

1 Claim, 4 Drawing Sheets





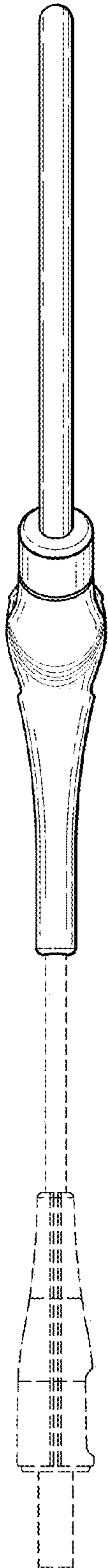


FIG. 3

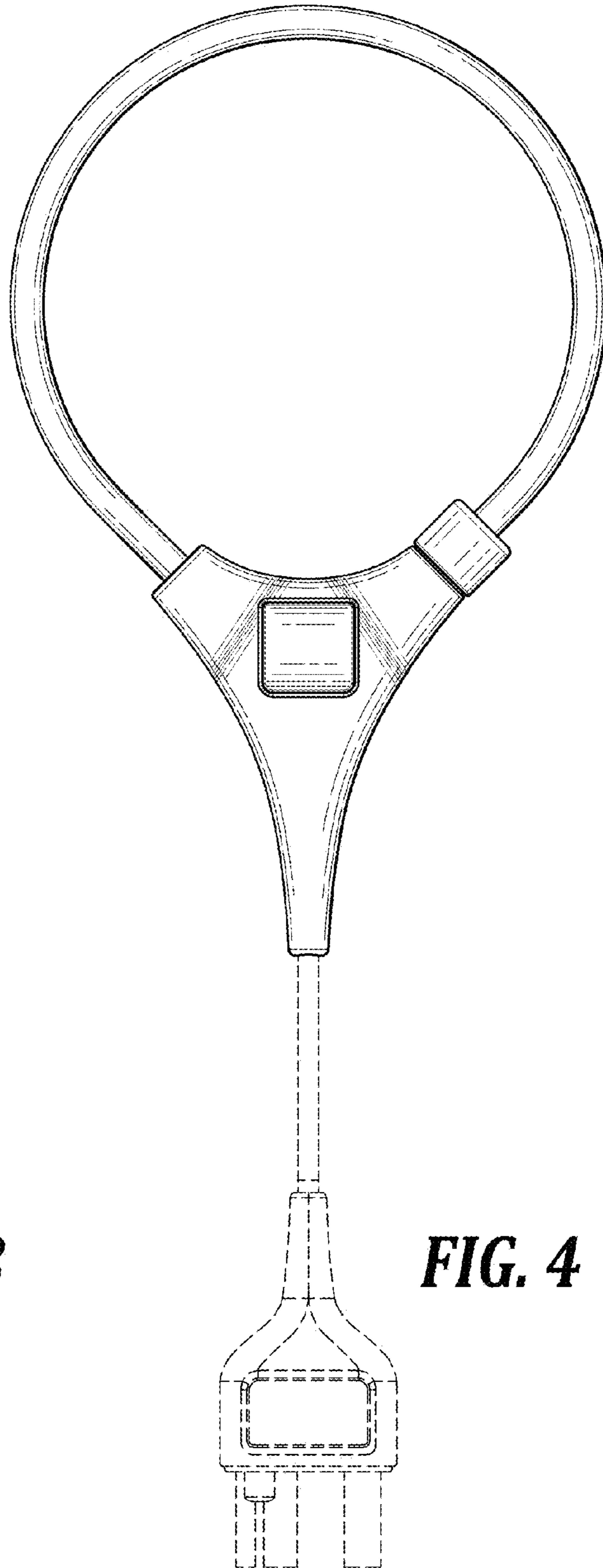


FIG. 4

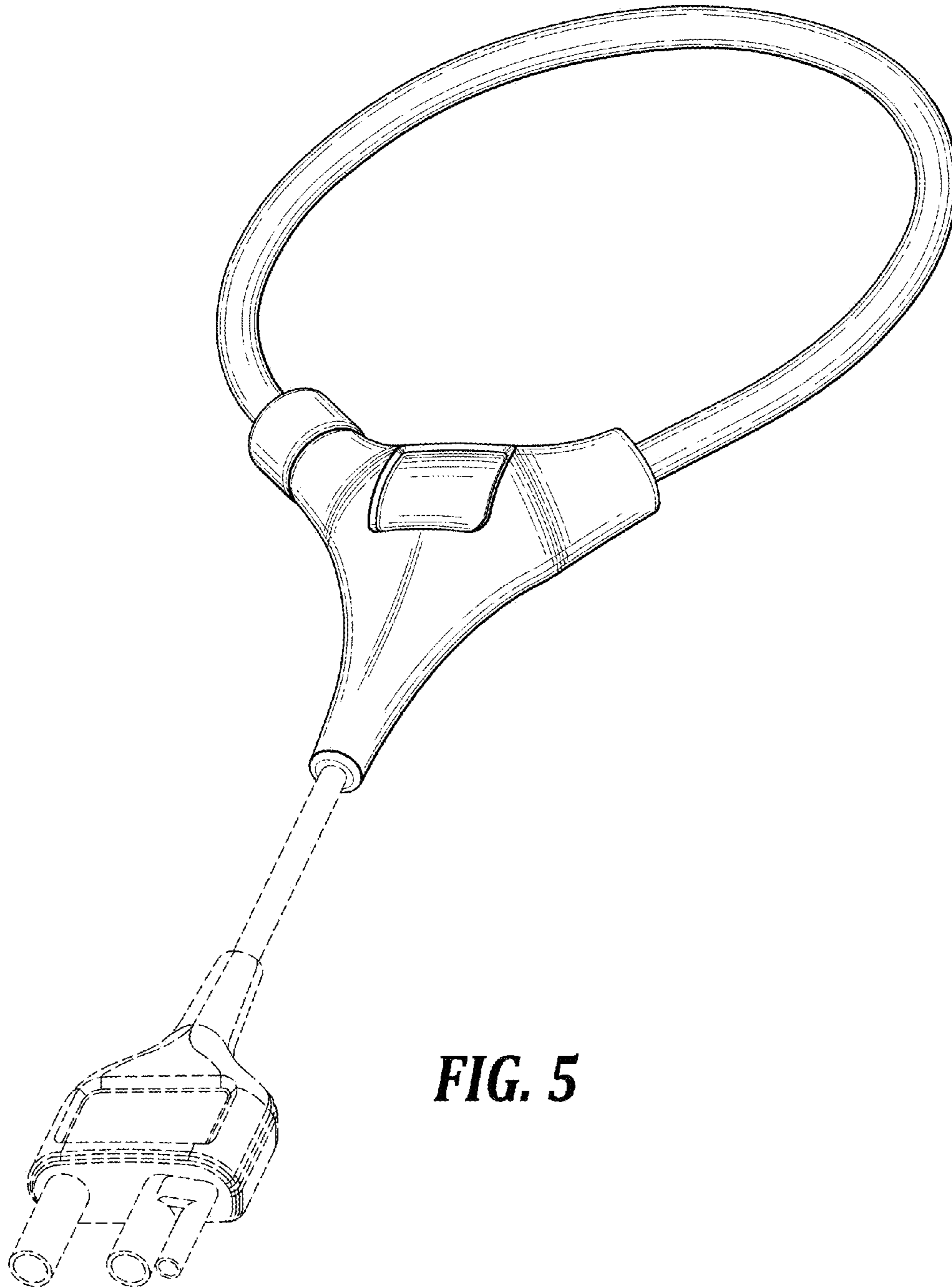
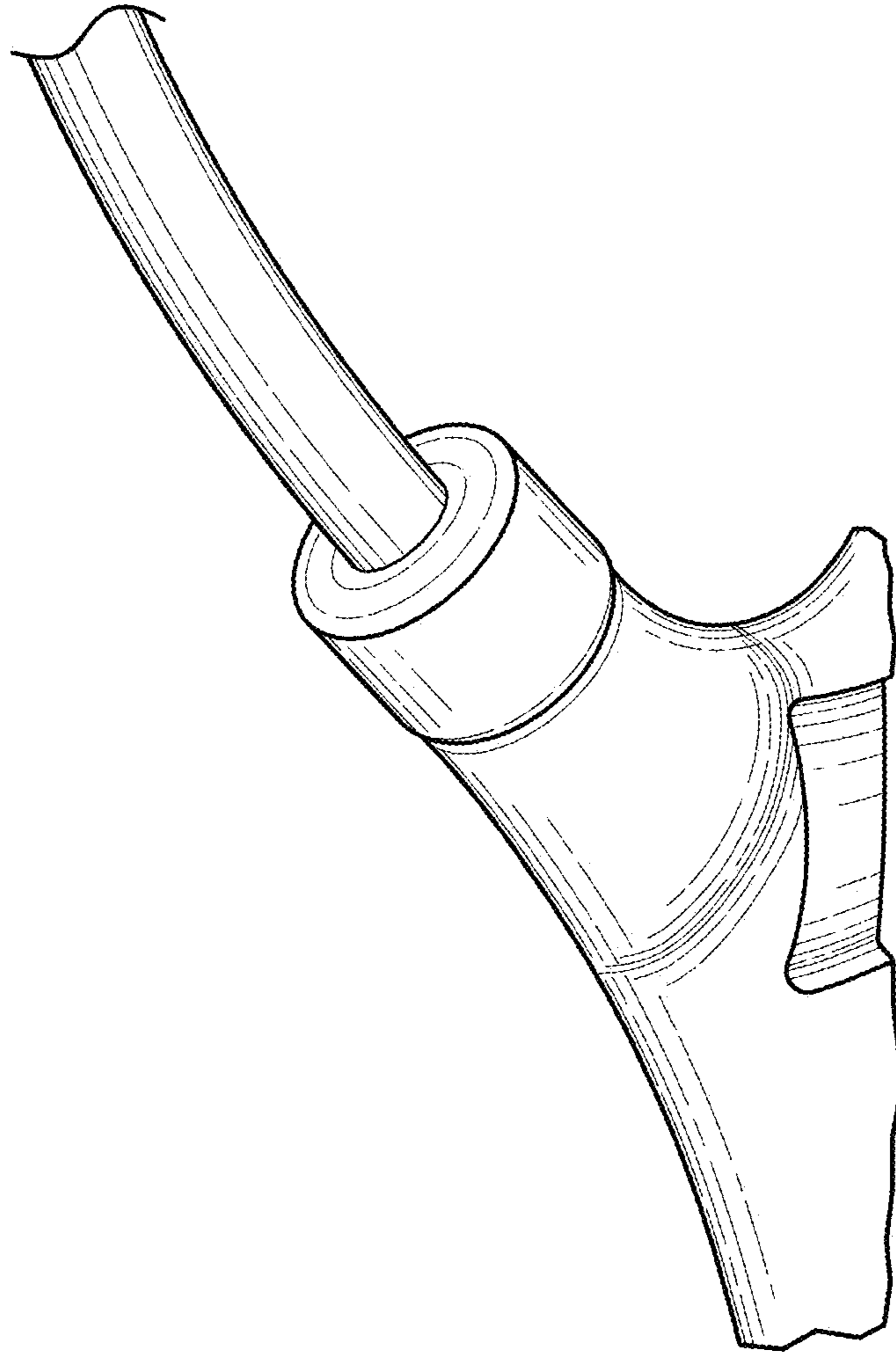


FIG. 5



DETAIL A
FIG. 6