



US00D706677S

(12) **United States Design Patent**
Takani et al.

(10) **Patent No.:** **US D706,677 S**
(45) **Date of Patent:** **** Jun. 10, 2014**

(54) **SLIDER FOR SLIDE FASTENER**
(71) Applicant: **YKK Corporation**, Tokyo (JP)
(72) Inventors: **Go Takani**, Toyama (JP); **Aya Shigematsu**, Toyama (JP)

D610,947 S * 3/2010 Takazawa et al. D11/221
D627,258 S 11/2010 Miyazaki et al.
D627,259 S * 11/2010 Miyazaki et al. D11/221
D644,957 S * 9/2011 Blackford et al. D11/221
D644,958 S * 9/2011 Blackford et al. D11/221
D691,512 S * 10/2013 Mio et al. D11/221
D691,918 S * 10/2013 Mio et al. D11/221

(73) Assignee: **YKK Corporation** (JP)

FOREIGN PATENT DOCUMENTS

(**) Term: **14 Years**
(21) Appl. No.: **29/478,749**

JP S-566844 12/1981
JP S-1314702 12/1989
JP S-1314704 12/1989
JP S-1314705 12/1989

(22) Filed: **Jan. 8, 2014**

* cited by examiner

(30) **Foreign Application Priority Data**

Primary Examiner — Ralf Seifert

Jul. 9, 2013 (JP) 2013-015583

(74) *Attorney, Agent, or Firm* — Kilpatrick Townsend & Stockton LLP

(51) **LOC (10) Cl.** **02-07**

(57) **CLAIM**

(52) **U.S. Cl.**
USPC **D11/221**

The ornamental design for a slider for slide fastener, as shown and described.

(58) **Field of Classification Search**
CPC A44B 19/00; A44B 19/02; A44B 19/04;
A44B 19/10; A44B 19/24; A44B 19/26;
A44B 19/30
USPC D11/200, 201, 221; 24/381–383,
24/385–387, 414–417, 421–422, 427–431,
24/433, 424; 2/265; D2/641, 642; 294/3.6;
223/118

DESCRIPTION

See application file for complete search history.

FIG. 1 is a perspective view of the front, bottom and right side of a slider for slide fastener showing my new design;
FIG. 2 is a front view thereof;
FIG. 3 is a rear view thereof;
FIG. 4 is a left side view thereof, the right side view being mirror image thereof;
FIG. 5 is a top plan view thereof; and,
FIG. 6 is a bottom view thereof.

The broken lines shown are included for the purpose of illustrating the unclaimed portions of a slider for slide fastener and form no part of the claimed design.

(56) **References Cited**

U.S. PATENT DOCUMENTS

D498,176 S * 11/2004 Ichikawa et al. D11/221
D608,243 S * 1/2010 Di Girolami D11/221

1 Claim, 6 Drawing Sheets

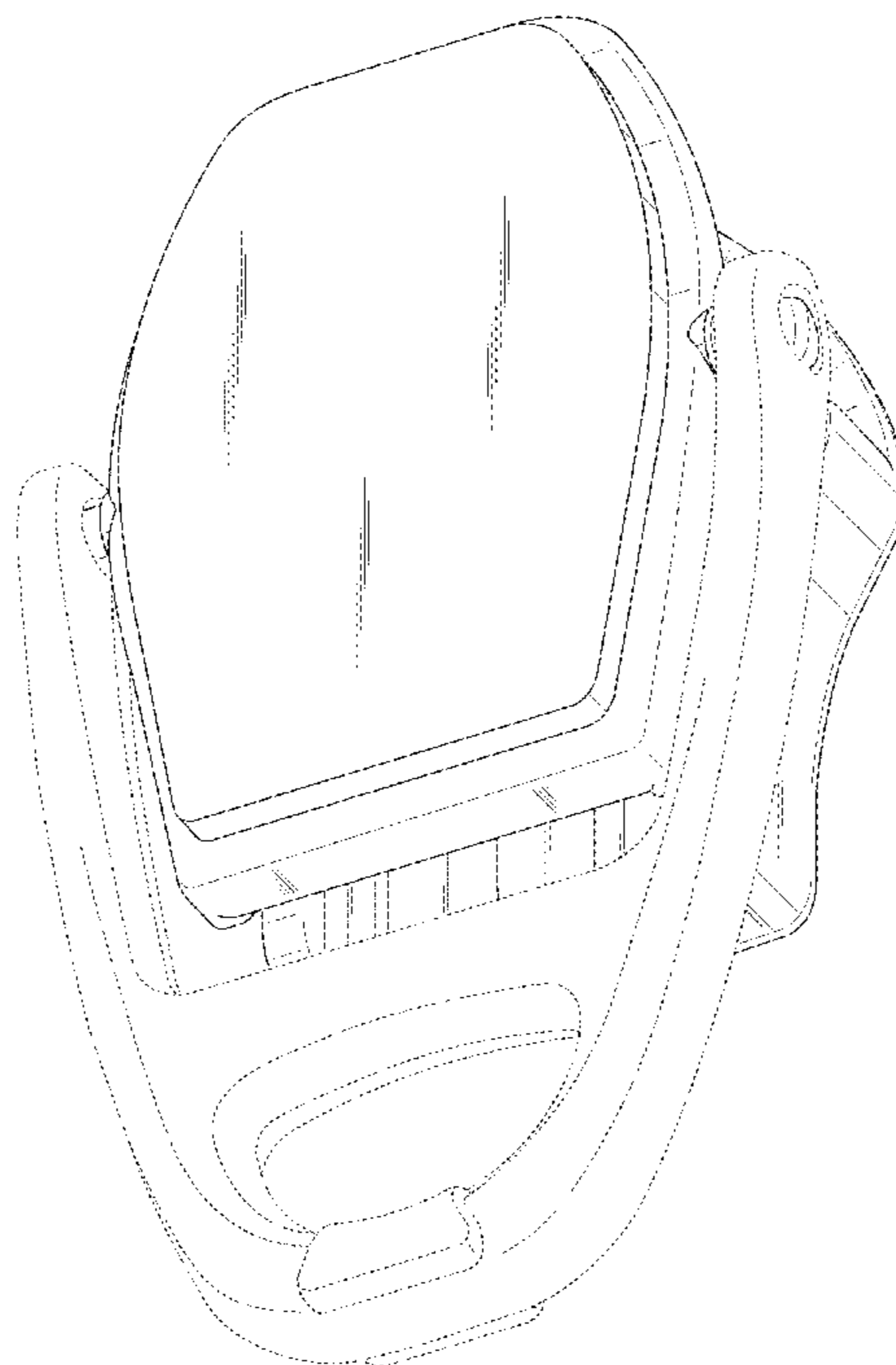


Fig. 1

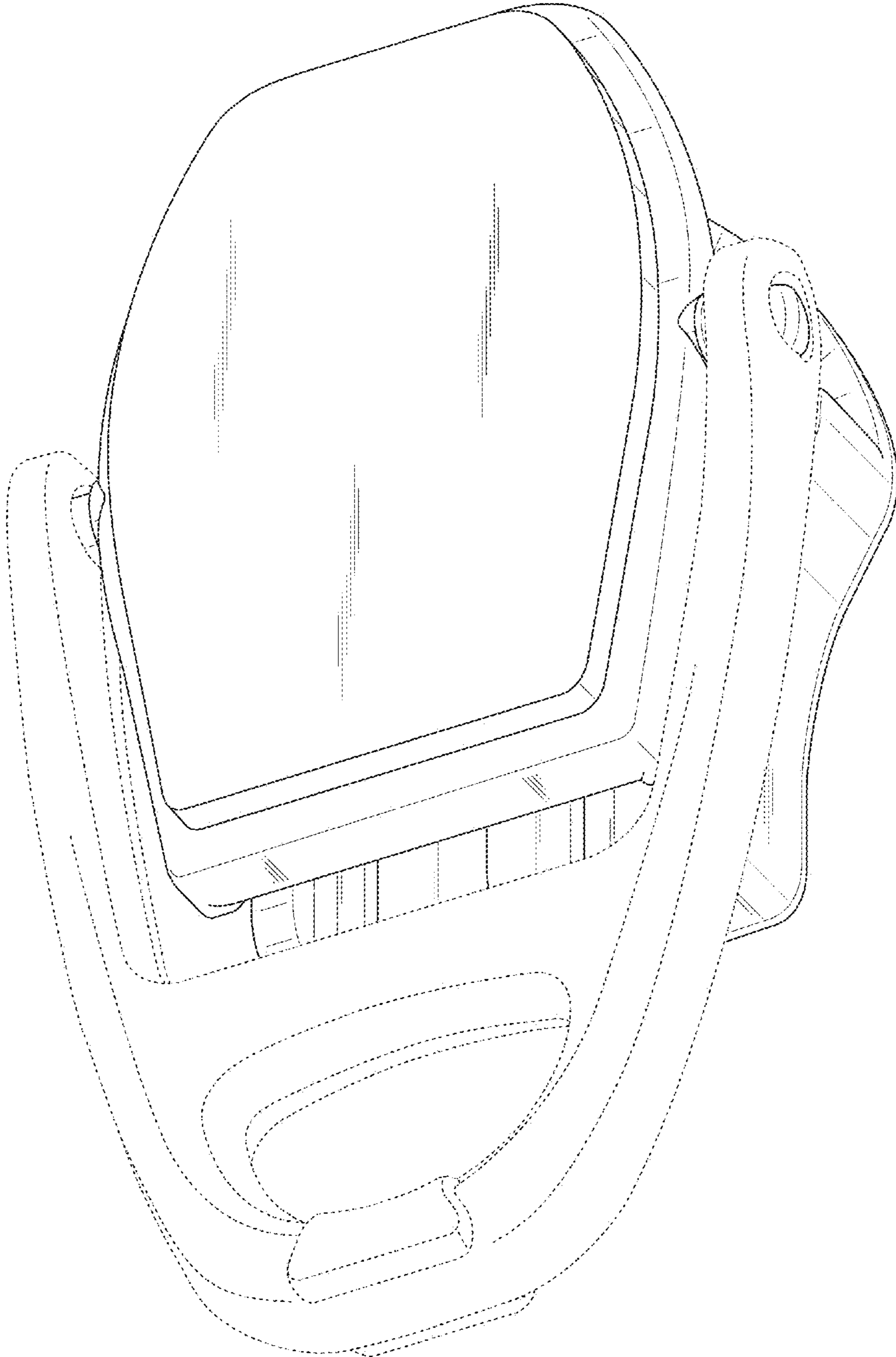


Fig. 2



Fig. 3



Fig. 4

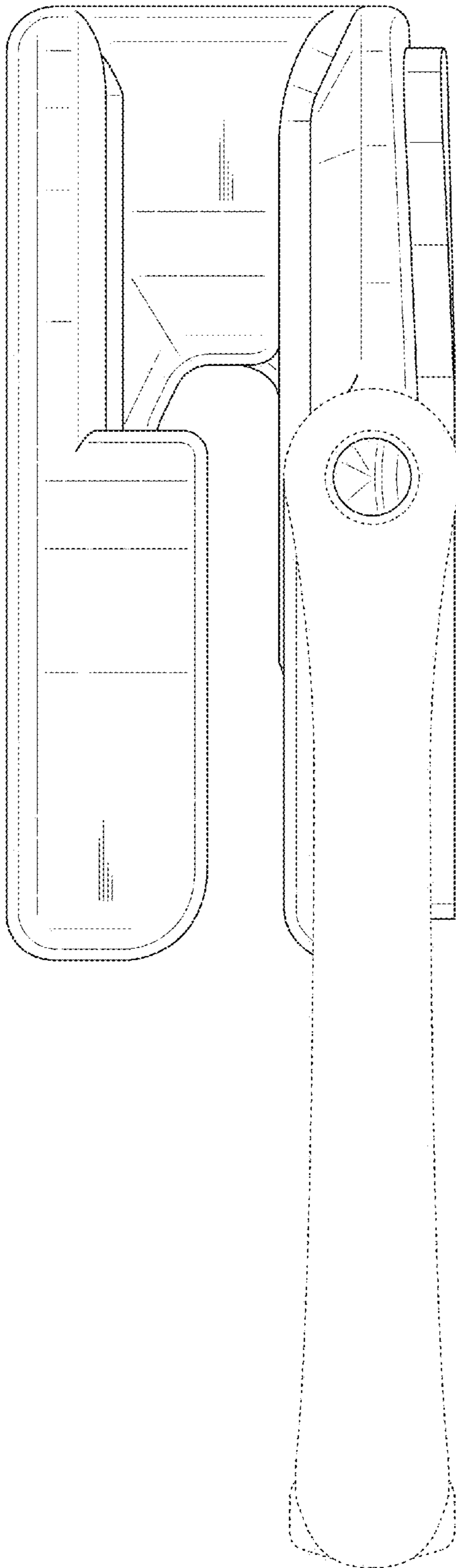


Fig. 5

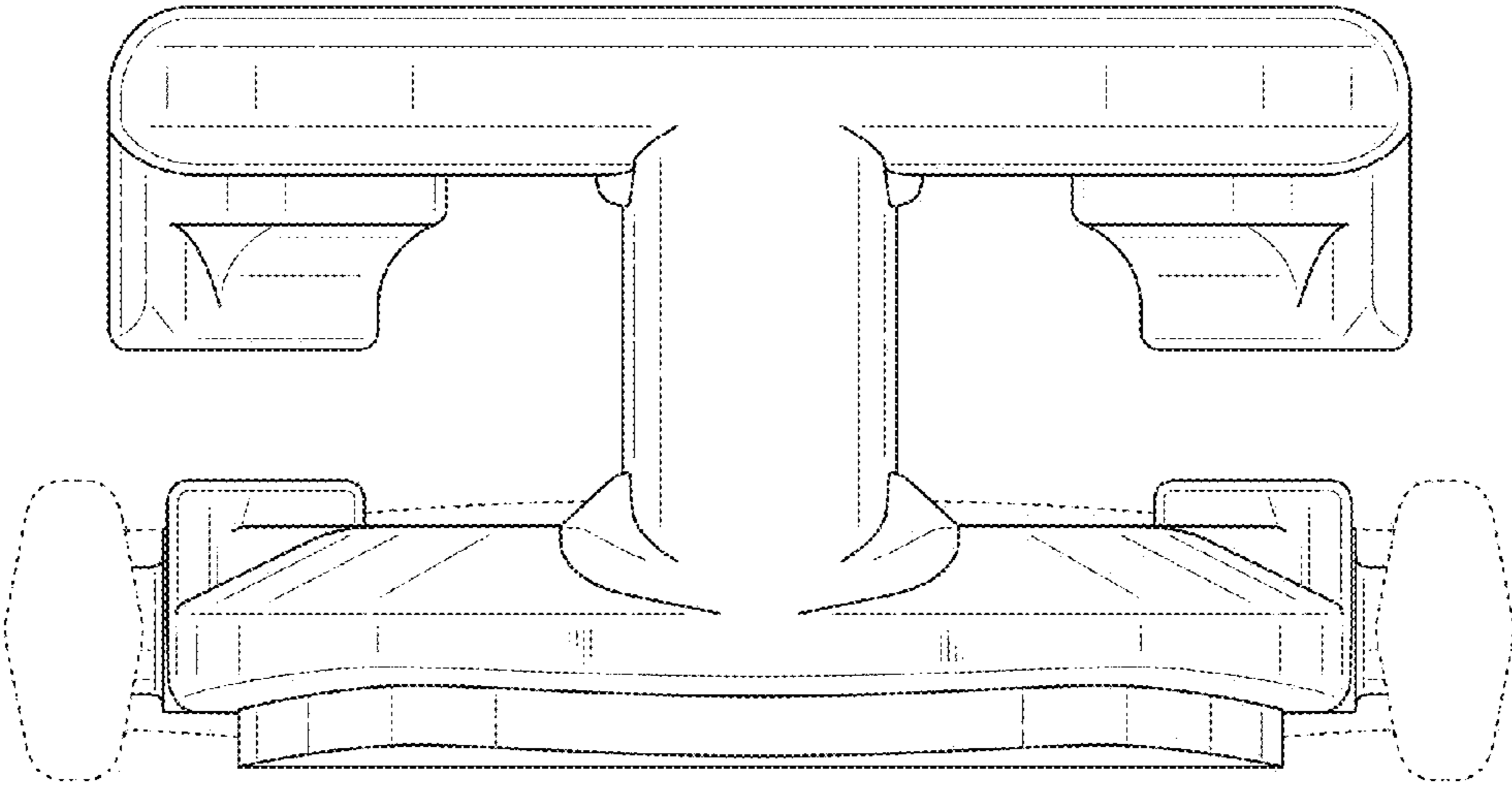


Fig. 6

