



US00D706673S

(12) **United States Design Patent**
Lingo et al.

(10) **Patent No.:** **US D706,673 S**
(45) **Date of Patent:** **** Jun. 10, 2014**

(54) **FLAGPOLE**

(76) Inventors: **Gregory Daniel Lingo**, Hamilton, IN (US); **Ralph Herbert Lingo**, Hamilton, IN (US)

(**) Term: **14 Years**

(21) Appl. No.: **29/421,537**

(22) Filed: **Aug. 9, 2012**

(51) **LOC (10) Cl.** **11-05**

(52) **U.S. Cl.**
USPC **D11/182**

(58) **Field of Classification Search**
CPC G09F 17/00; G09F 2017/0066; G09F 2017/075; G09F 2017/005; G09F 2017/0008
USPC D11/165–183; D20/16, 17, 27, 28, 30, D20/31, 36, 41–43; 40/218, 584, 604, 40/606.1, 606.15, 607.01, 607.03, 607.05; 116/173–175; 284/200, 218.4, 511; D22/103

See application file for complete search history.

(56) **References Cited**

U.S. PATENT DOCUMENTS

D27,808 S *	11/1897	Ives	D21/573
D54,909 S *	4/1920	Gordon	D11/178
1,685,730 A *	9/1928	Tippetts	124/22
D108,985 S *	3/1938	Pugsley	D22/103
D117,638 S *	11/1939	Pugsley	D22/103
D160,151 S *	9/1950	Duncan	D22/103
D194,424 S *	1/1963	Zorack	D11/172
D196,304 S *	9/1963	Hoge	D22/103
D295,545 S *	5/1988	Bell	D22/103
6,301,817 B1 *	10/2001	Hogue et al.	42/71.01
D529,839 S *	10/2006	Howald	D11/181
D594,777 S *	6/2009	Oakley	D11/182

7,716,864 B2 *	5/2010	Skrubis et al.	42/71.01
D638,086 S *	5/2011	Salva	D22/103
D671,182 S *	11/2012	Klotz	D22/103
D679,356 S *	4/2013	Klotz	D22/103
D697,161 S *	1/2014	Kera	D22/108

OTHER PUBLICATIONS

“Unique flagpole draws visitors, makes statement”, Banner Graphic dated May 1, 2009, found at <http://www.bannergraphic.com/story/1535591.html>.*

* cited by examiner

Primary Examiner — Karen S Acker

(74) *Attorney, Agent, or Firm* — George Pappas

(57) **CLAIM**

We claim the ornamental design for a flagpole, as shown and described.

DESCRIPTION

FIG. 1 is a perspective view of the flagpole of FIG. 2 shown in a position of use.

FIG. 2 is a right side elevation view of a flagpole showing our new design.

FIG. 3 is a left side elevation view of the flagpole shown in FIG. 2;

FIG. 4 is a top plan view of the flagpole shown in FIG. 2;

FIG. 5 is a bottom plan view of the flagpole shown in FIG. 2;

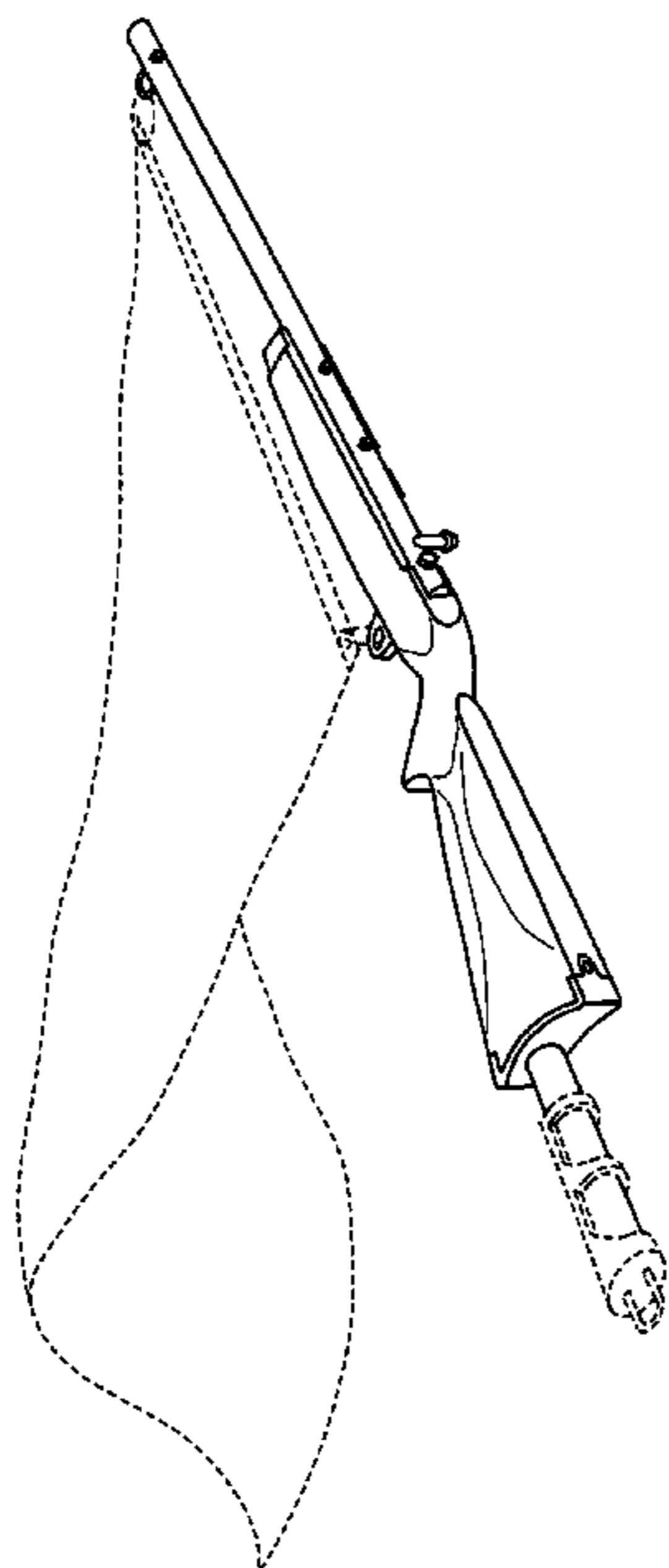
FIG. 6 is a rear elevation view of the flagpole shown in FIG. 2; and,

FIG. 7 is a front elevation view of the flagpole shown in FIG. 2.

The broken lines in FIG. 1 represent unclaimed environmental structure and form no part of the claimed design.

The article in which the design is embodied is a flag pole on which a flag is supported and displayed.

1 Claim, 3 Drawing Sheets



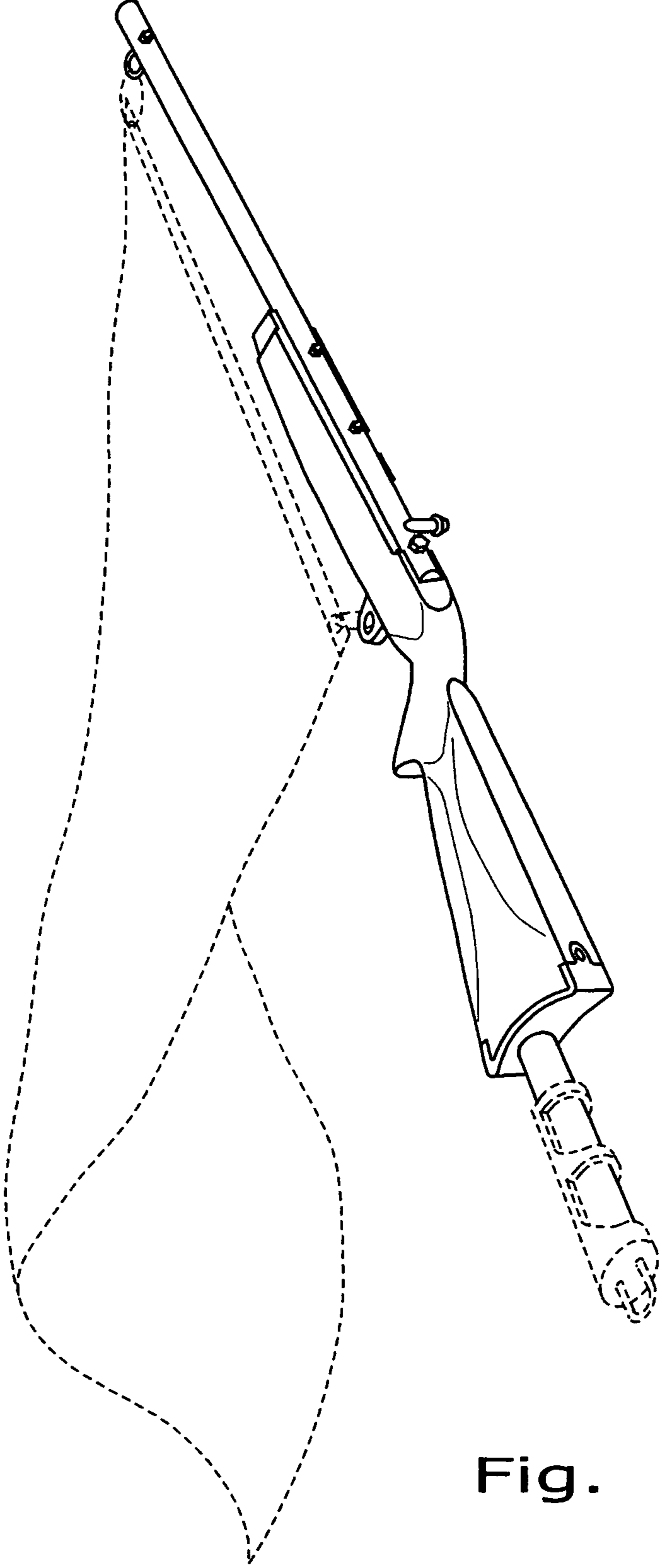


Fig. 1

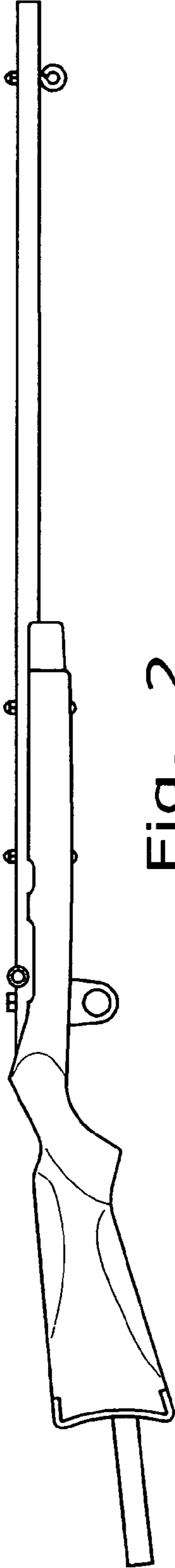


Fig. 2

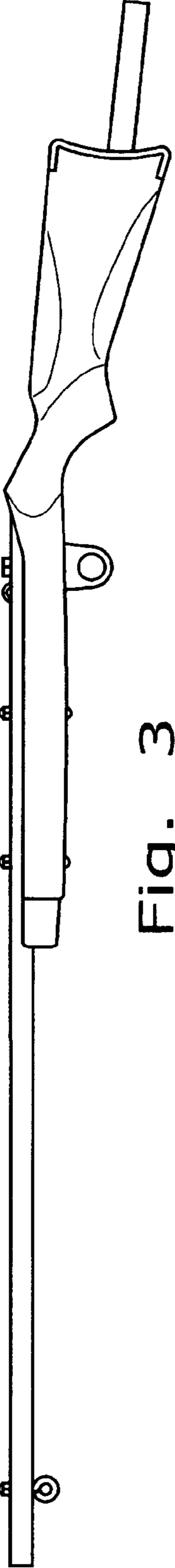


Fig. 3



Fig. 4

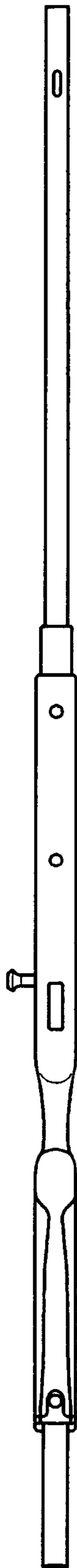


Fig. 5



Fig. 6



Fig. 7