



US00D706668S

(12) **United States Design Patent**
Ambar

(10) **Patent No.:** **US D706,668 S**
(45) **Date of Patent:** **** Jun. 10, 2014**

- (54) **GEMSTONE**
- (71) Applicant: **Betzalel Ambar**, Tarzana, CA (US)
- (72) Inventor: **Betzalel Ambar**, Tarzana, CA (US)
- (**) Term: **14 Years**
- (21) Appl. No.: **29/460,723**
- (22) Filed: **Jul. 14, 2013**
- (51) **LOC (10) Cl.** **11-01**
- (52) **U.S. Cl.**
USPC **D11/90**
- (58) **Field of Classification Search**
CPC A44C 17/00; A44C 17/01; B28D 5/00
USPC D11/1-2, 26-29, 89-92; 63/26-28, 32
See application file for complete search history.

- D678,812 S * 3/2013 LeVian D11/90
- D683,652 S * 6/2013 Sans D11/89
- D694,664 S 12/2013 Schweiger
- D700,537 S 3/2014 Richter
- 2005/0000246 A1 1/2005 Brookshire

FOREIGN PATENT DOCUMENTS

EP 000502307-0001 10/2006

OTHER PUBLICATIONS

Gemstone published on <http://www.overstock.com/Jewelry-Watches/Sterling-Silver-Double-Checkerboard-cut-Gemstone-and-CZ-Ring/7212969/product.html?refccid=VMIX4RPWUXAJHMCHNMFJ5R>.

Gemstone published on http://www.bespoke-gems.com/SacredGeometrics_Gemstones_Citrine.php.

* cited by examiner

Primary Examiner — Ralf Seifert

(74) *Attorney, Agent, or Firm* — Howard C. Miskin; Gloria Tsui-Yip

(56) **References Cited**

U.S. PATENT DOCUMENTS

- 693,084 A 2/1902 Townsend
- 2,340,659 A 1/1944 Goldstein
- D338,851 S 8/1993 D'Haene
- D348,024 S 6/1994 D'Haene
- D389,087 S * 1/1998 Kattan D11/90
- D412,136 S 7/1999 Namdar
- D426,488 S * 6/2000 Dobashi D11/90
- D36,359 S 6/2003 Cooper
- D481,649 S 11/2003 Samuels
- D485,783 S 1/2004 Youngman
- D491,836 S 6/2004 Haimoff
- D499,982 S 12/2004 Lax
- D507,505 S * 7/2005 Ambar D11/90
- D514,013 S 1/2006 Voorn
- D522,909 S * 6/2006 Ambar D11/90
- D526,593 S 8/2006 Zaicik
- D593,896 S * 6/2009 Schneider D11/89
- D603,748 S * 11/2009 Bartl D11/89
- D623,551 S 9/2010 Tolkowsky
- D642,955 S 8/2011 Kim
- 8,297,075 B2 10/2012 Weitman

(57) **CLAIM**

The ornamental design for a gemstone, as shown and described.

DESCRIPTION

FIG. 1 is a top plan view of a gemstone showing my new design;

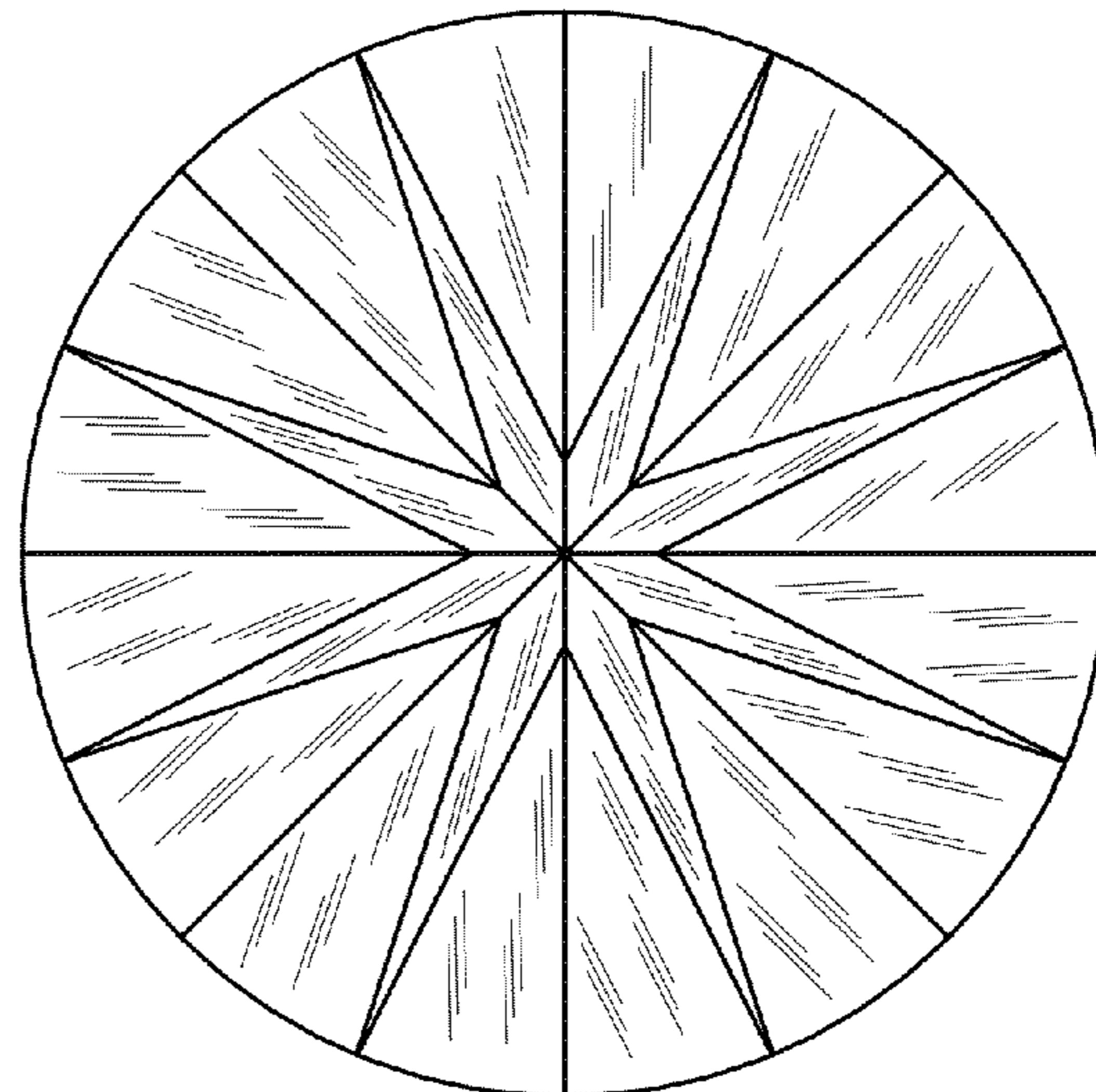
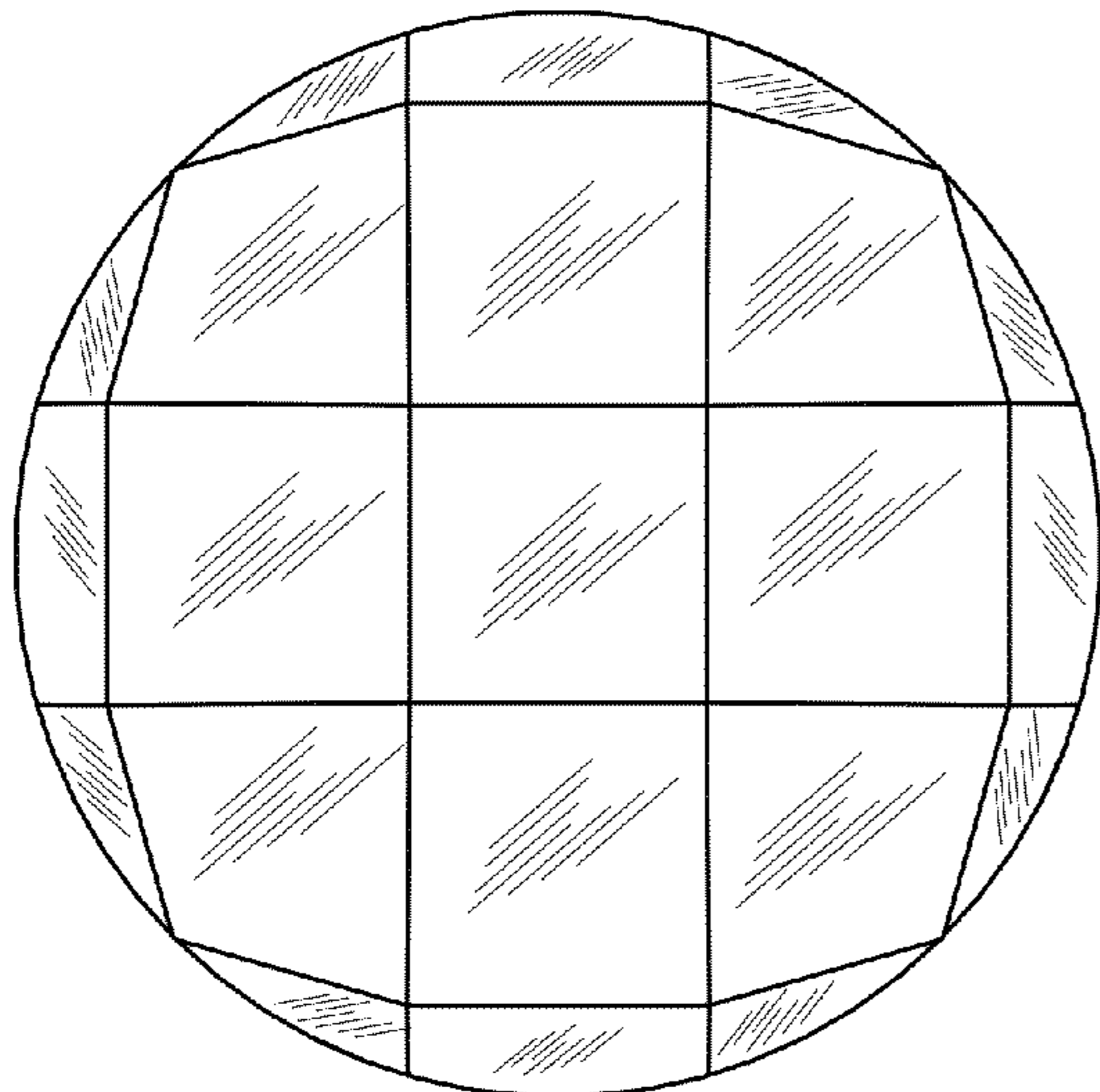
FIG. 2 is a bottom plan view thereof;

FIG. 3 is a right side view thereof, the left side, front and rear views being identical;

FIG. 4 is a perspective view of the top thereof; and,

FIG. 5 is a perspective view of the bottom thereof.

1 Claim, 3 Drawing Sheets



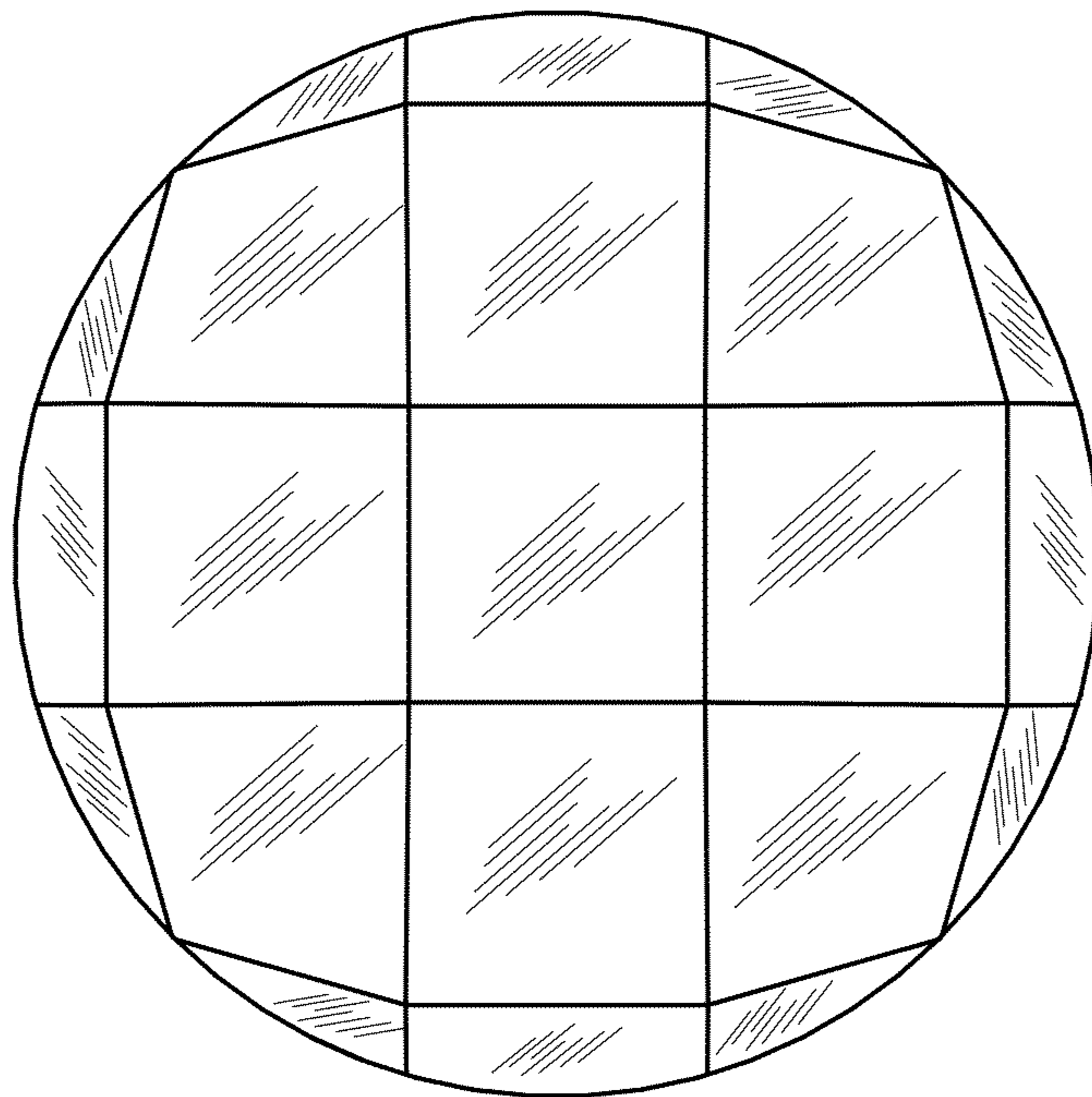


FIG 1

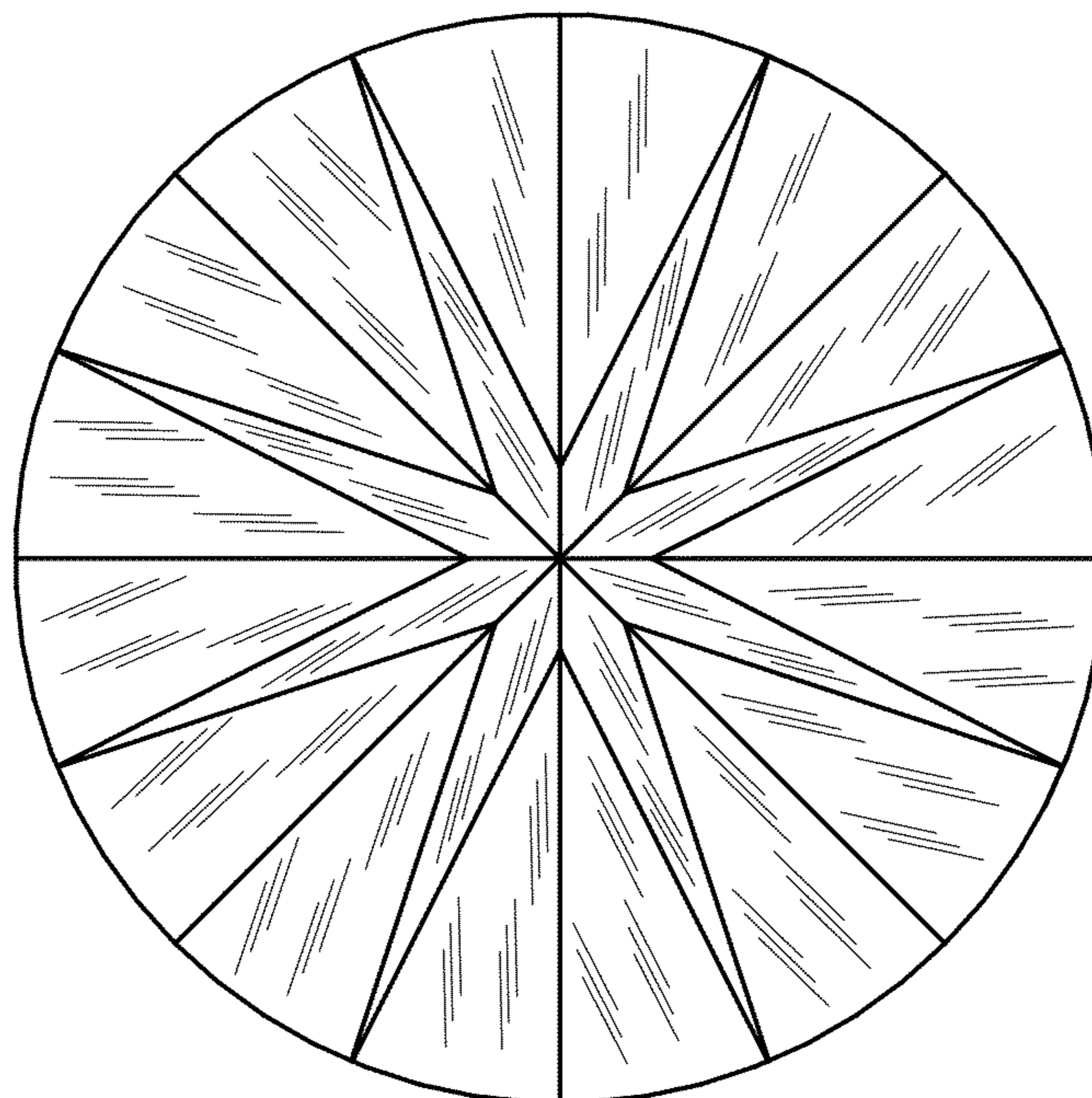


FIG 2

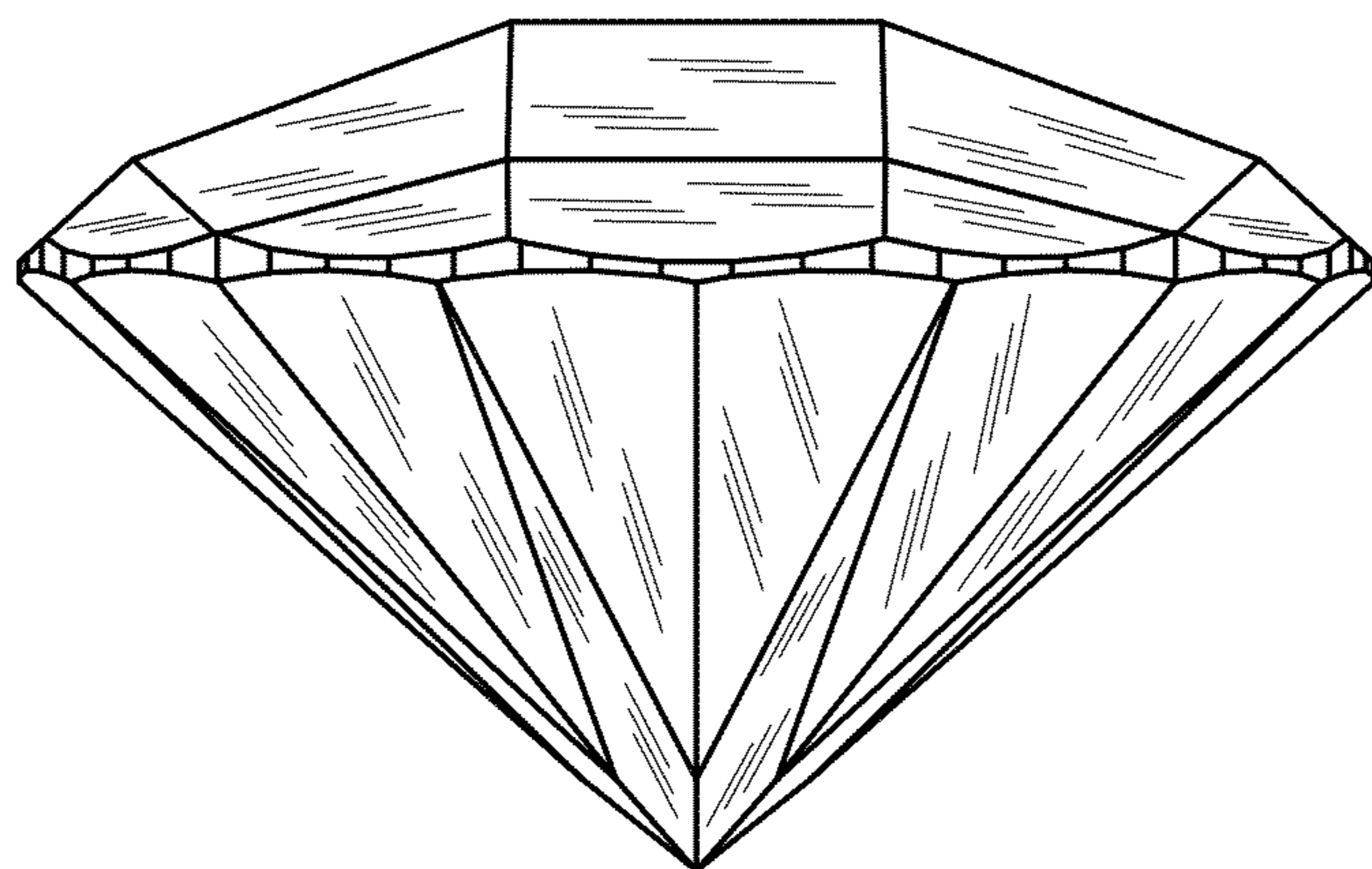


FIG 3

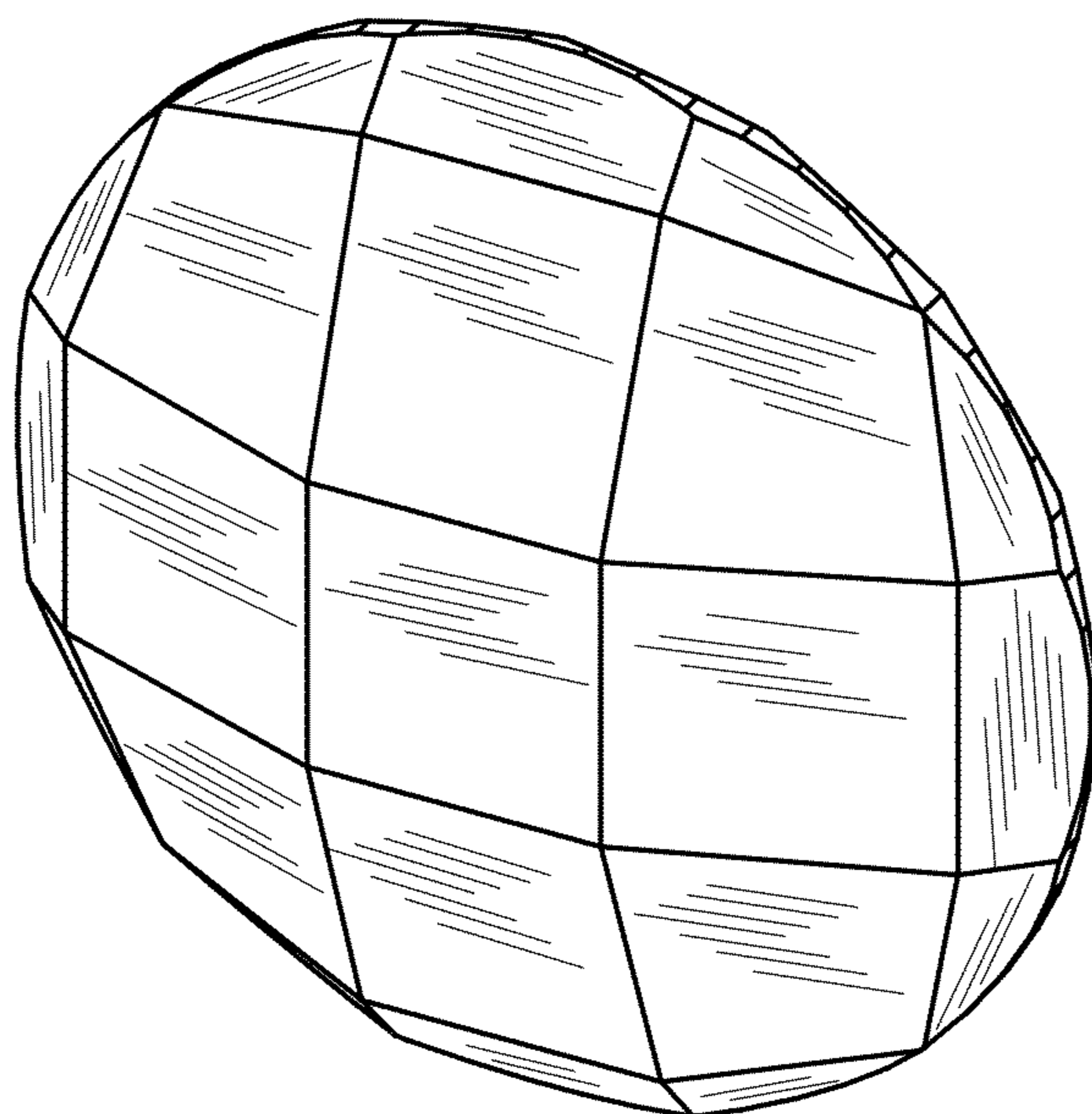


FIG 4

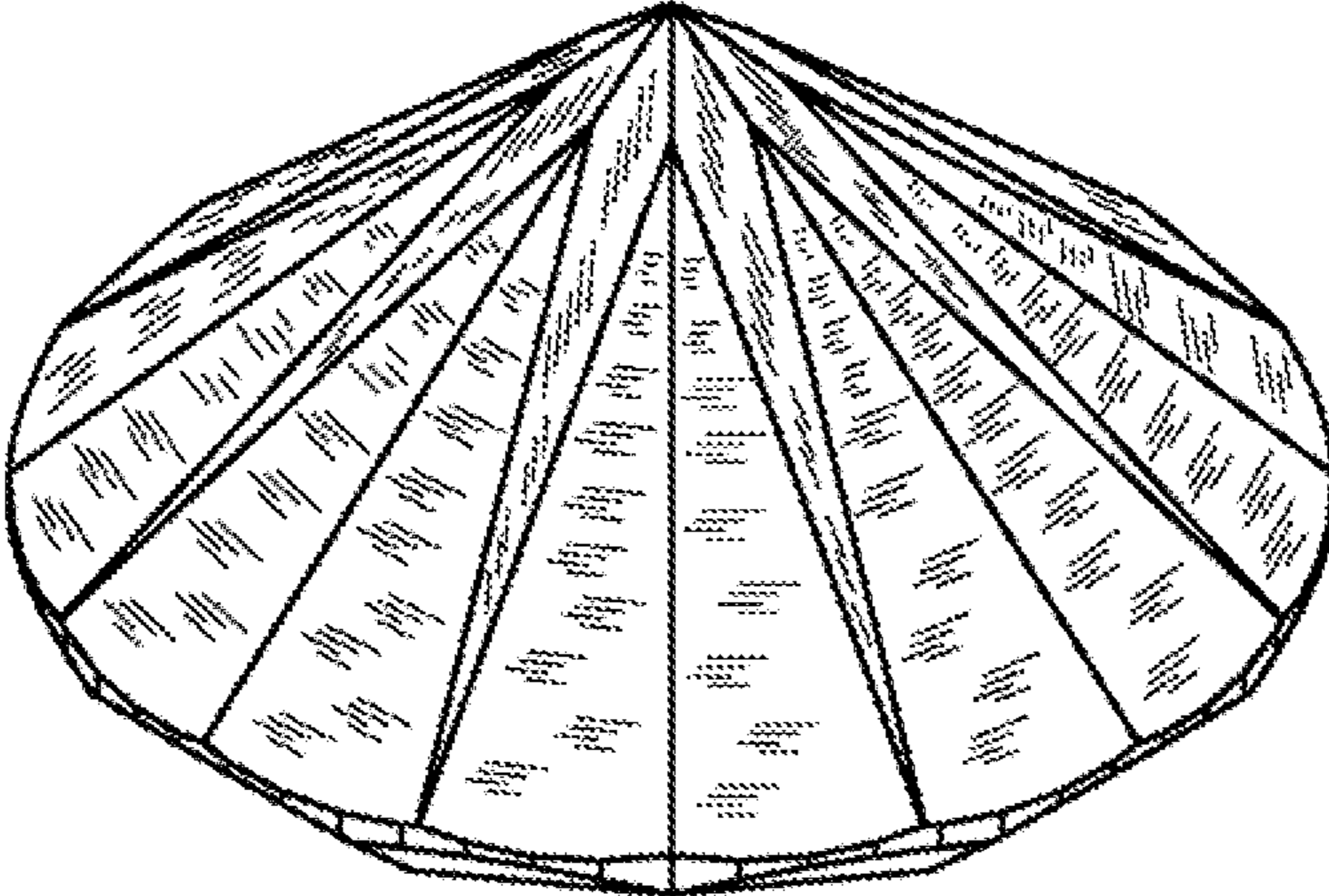


FIG 5