



US00D706657S

(12) **United States Design Patent**
Pukall et al.

(10) **Patent No.:** **US D706,657 S**
(45) **Date of Patent:** **** *Jun. 10, 2014**

(54) **WEIGHT SCALE**

(71) Applicant: **Robert Bosch GmbH**, Stuttgart (DE)

(72) Inventors: **Britta Pukall**, Wädenswil (CH);
Therese Naef, Nussbaumen (CH)

(73) Assignee: **Robert Bosch GmbH**, Stuttgart (DE)

(*) Notice: This patent is subject to a terminal disclaimer.

(**) Term: **14 Years**

(21) Appl. No.: **29/458,283**

(22) Filed: **Jun. 18, 2013**

(30) **Foreign Application Priority Data**

Dec. 18, 2012 (EM) 002154575

(51) **LOC (10) Cl.** **10-04**

(52) **U.S. Cl.**
USPC **D10/92**

(58) **Field of Classification Search**
USPC D10/87, 88, 91-94; 177/2-13, 15-24,
177/25.11-29, 177, 201-215, 225-237,
177/238-243, DIG. 3, 178-182
See application file for complete search history.

(56) **References Cited**

U.S. PATENT DOCUMENTS

D292,497 S * 10/1987 Strosberg D10/92
D309,117 S * 7/1990 Carnevale D10/94

D419,895 S * 2/2000 Nagashima et al. D10/92
D476,249 S * 6/2003 van de Wiel et al. D10/92
D498,157 S * 11/2004 Kobayakawa D10/92
7,910,841 B2 * 3/2011 Germanton 177/238

* cited by examiner

Primary Examiner — Antoine D Davis

(74) *Attorney, Agent, or Firm* — Maginot, Moore & Beck

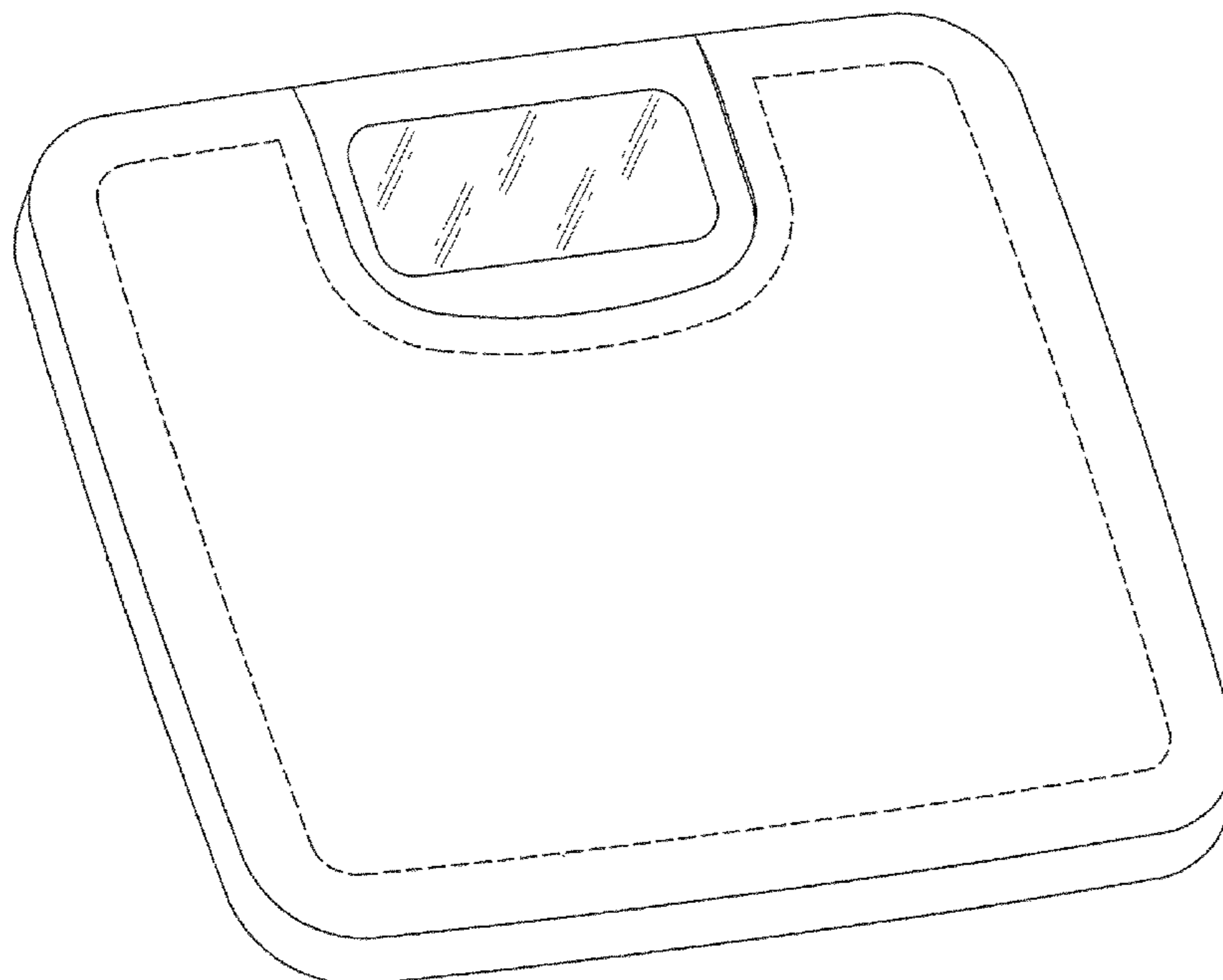
(57) **CLAIM**

The ornamental design for a weight scale, as shown and described.

DESCRIPTION

FIG. 1 is a perspective view of a weight scale showing our new design;
FIG. 2 is right side elevational view showing the design for the weight scale of FIG. 1;
FIG. 3 is a left side elevational view showing the design for the weight scale of FIG. 1;
FIG. 4 is a front elevational view showing the design for the weight scale of FIG. 1;
FIG. 5 is a rear elevational view showing the design for the weight scale of FIG. 1;
FIG. 6 is a top elevational view showing the design for the weight scale of FIG. 1; and,
FIG. 7 is a bottom elevational view showing the design for the weight scale of FIG. 1.
The broken line showing of portions of the weight scale in the drawings is included for illustrative purposes only and forms no part of the claimed design.

1 Claim, 7 Drawing Sheets



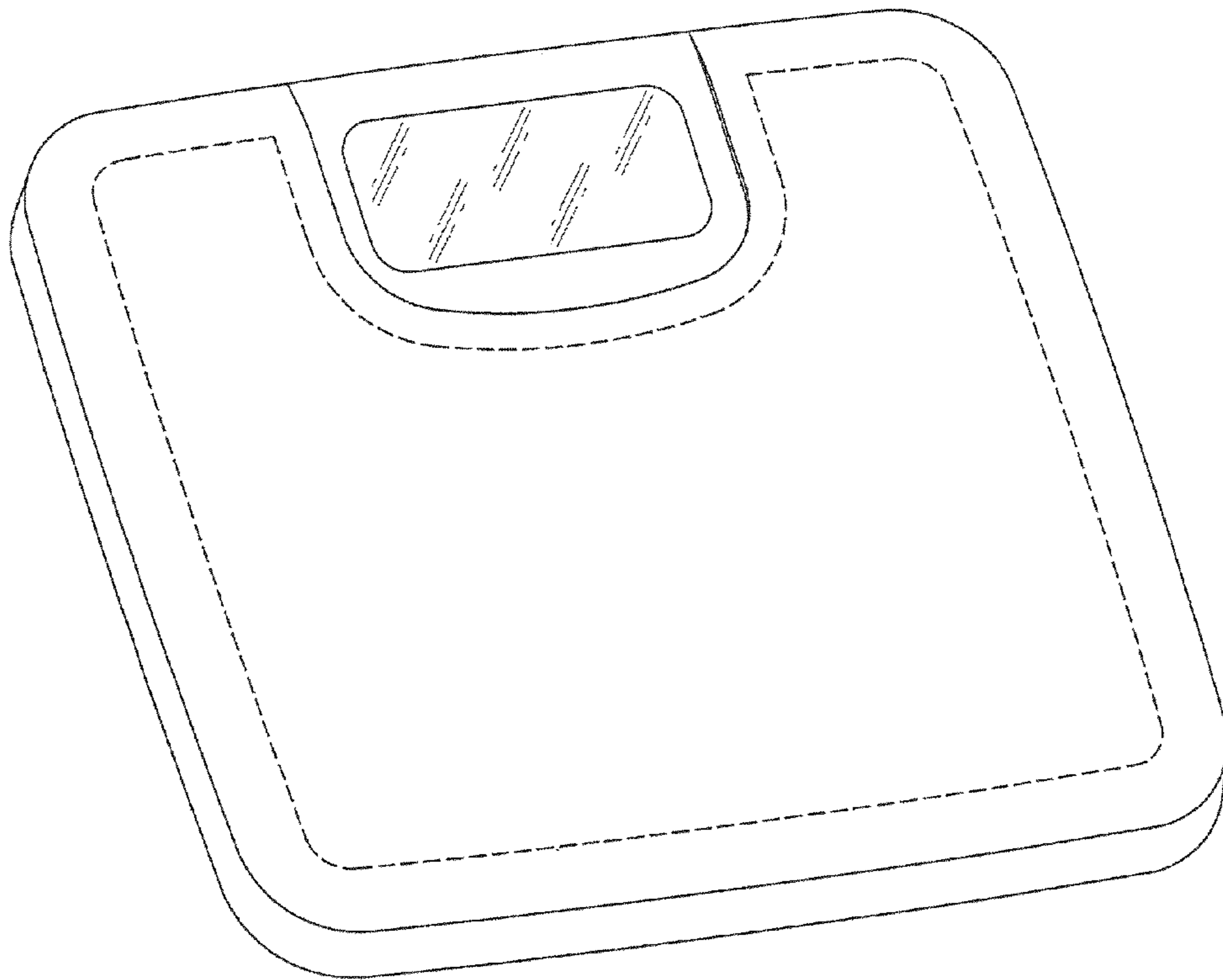


FIG. 1




FIG. 2




FIG. 3




FIG. 4




FIG. 5

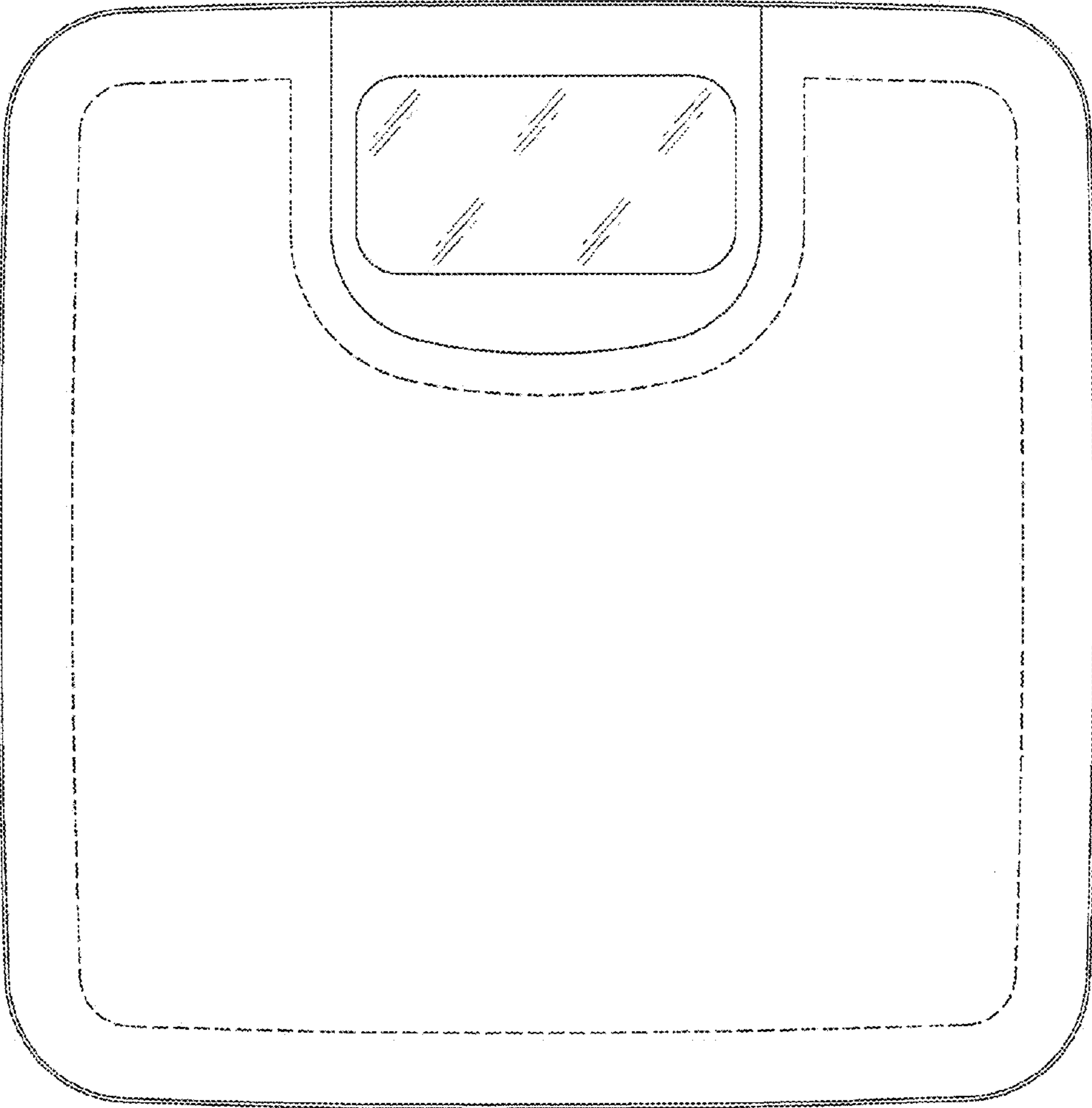


FIG. 6

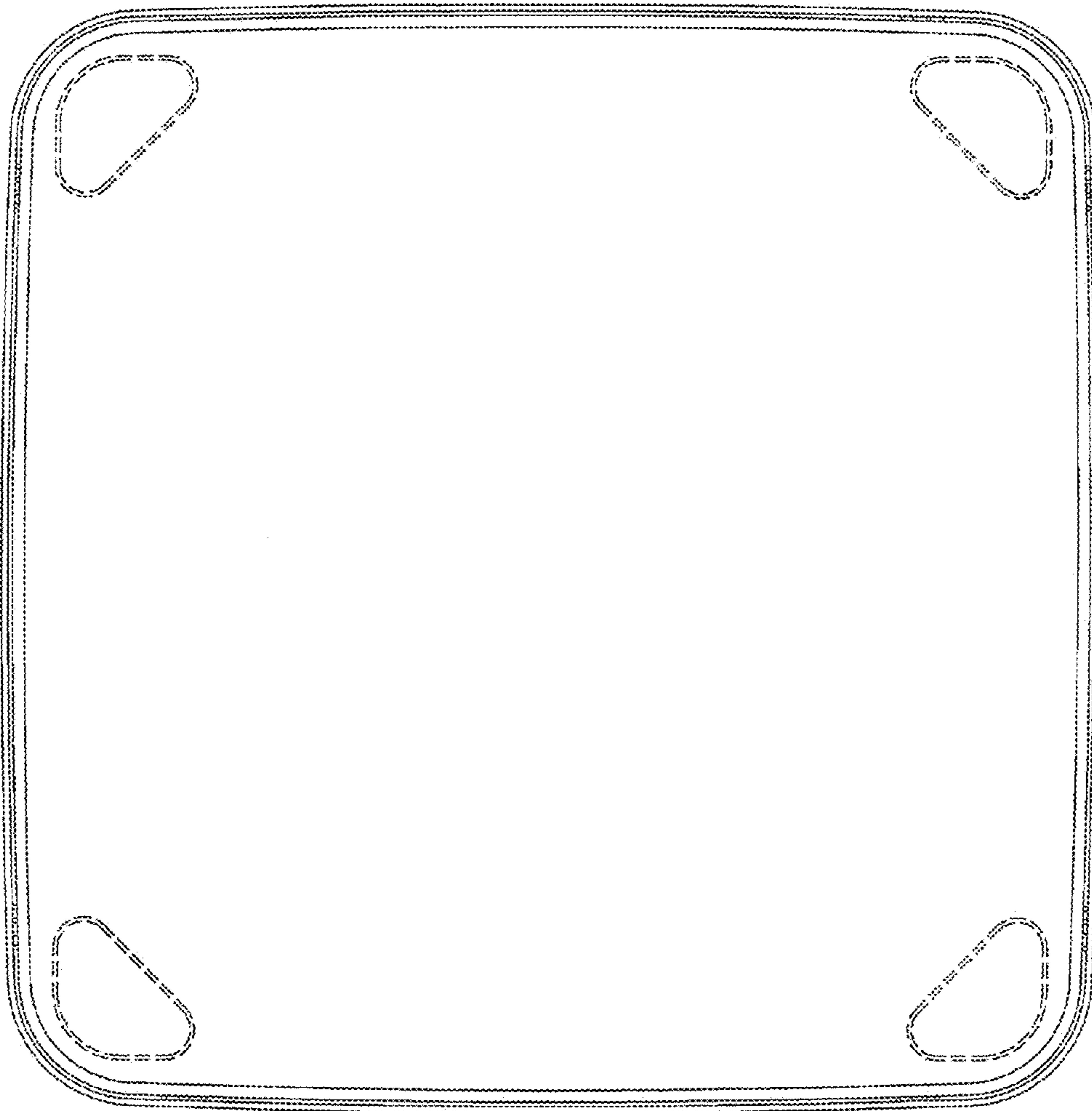


FIG. 7