



US00D706649S

(12) **United States Design Patent**
Salemi

(10) **Patent No.:** **US D706,649 S**
(45) **Date of Patent:** **** Jun. 10, 2014**

(54) **WRISTWATCH**

(75) Inventor: **Jean-Marc Salemi**, Morges (CH)

(73) Assignee: **Bulgari Horlogerie SA**, Neuchâtel (CH)

(**) Term: **14 Years**

(21) Appl. No.: **29/389,364**

(22) Filed: **Apr. 11, 2011**

| | | | | |
|--------------|---------|-------------------|-------|---------|
| D434,680 S * | 12/2000 | Fallani | | D10/39 |
| D438,473 S * | 3/2001 | Dumas | | D10/39 |
| D457,818 S * | 5/2002 | Avranches | | D10/39 |
| D505,342 S * | 5/2005 | Hayek | | D10/39 |
| D512,923 S * | 12/2005 | Bolt et al. | | D10/39 |
| D530,628 S * | 10/2006 | Raffy | | D10/32 |
| D568,180 S * | 5/2008 | Laucella | | D10/39 |
| D570,230 S * | 6/2008 | Monachon | | D10/32 |
| D579,793 S * | 11/2008 | Hayek | | D10/39 |
| D615,883 S * | 5/2010 | Laucella | | D10/39 |
| D636,692 S * | 4/2011 | Pospieszny et al. | | D10/129 |
| D642,084 S * | 7/2011 | Garcia | | D10/124 |
| D648,639 S * | 11/2011 | Mille | | D10/39 |
| D653,128 S * | 1/2012 | Vaptzarof | | D10/39 |

Related U.S. Application Data

(63) Continuation of application No. 29/335,469, filed on Apr. 16, 2009, now abandoned.

(30) **Foreign Application Priority Data**

Dec. 19, 2008 (WO) DM/071 184

(51) **LOC (10) CL.** **10-02**

(52) **U.S. CL.**
USPC **D10/39**

(58) **Field of Classification Search**
USPC D10/30-39, 122-132; 368/276, 281,
368/282, 80, 223, 228, 232
See application file for complete search history.

(56) **References Cited**

U.S. PATENT DOCUMENTS

| | | | | |
|---------------|--------|-----------|-------|---------|
| 3,427,800 A * | 2/1969 | Blum | | 368/223 |
| 3,570,239 A * | 3/1971 | Charles | | 368/11 |
| D315,689 S * | 3/1991 | Pandel | | D10/39 |
| D323,126 S * | 1/1992 | Kawashima | | D10/39 |
| D355,381 S * | 2/1995 | Reich | | D10/39 |

* cited by examiner

Primary Examiner — Lucy Lieberman

(74) *Attorney, Agent, or Firm* — Sughrue Mion, PLLC


(57) **CLAIM**

The ornamental design for a wristwatch, as shown and described.

DESCRIPTION

FIG. 1 is a front view thereof of a wristwatch showing my new design;
FIG. 2 is a perspective view of the front and right side thereof;
FIG. 3 is a right side elevational view thereof;
FIG. 4 is a rear elevational view thereof;
FIG. 5 is a left side elevational view thereof;
FIG. 6 is a bottom plan view thereof; and,
FIG. 7 is a rear elevational view of the face thereof.
The broken lines in the drawing figures show environmental structures only, and form no part of the claimed design.

1 Claim, 7 Drawing Sheets






FIG. 1

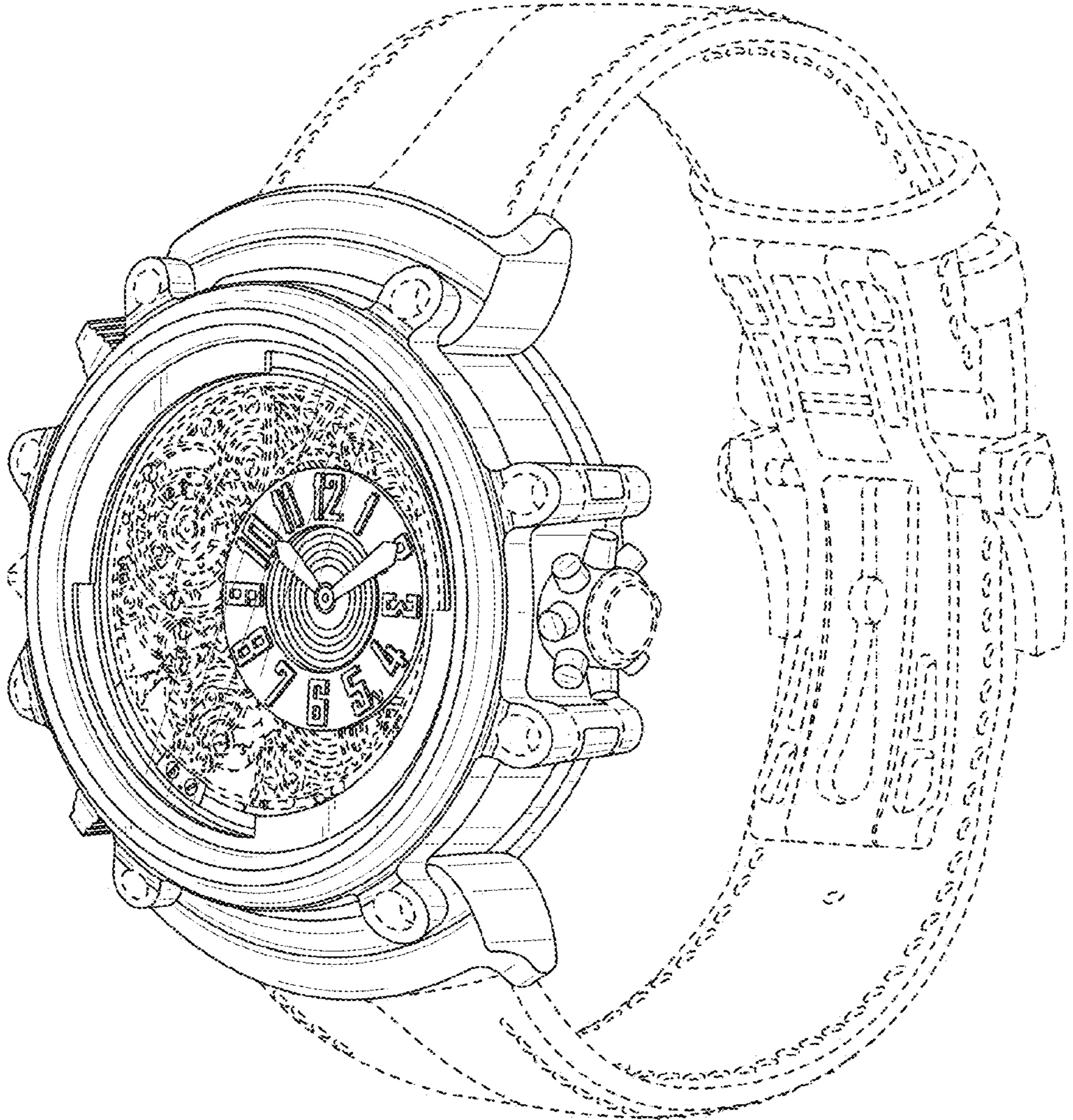


FIG. 2

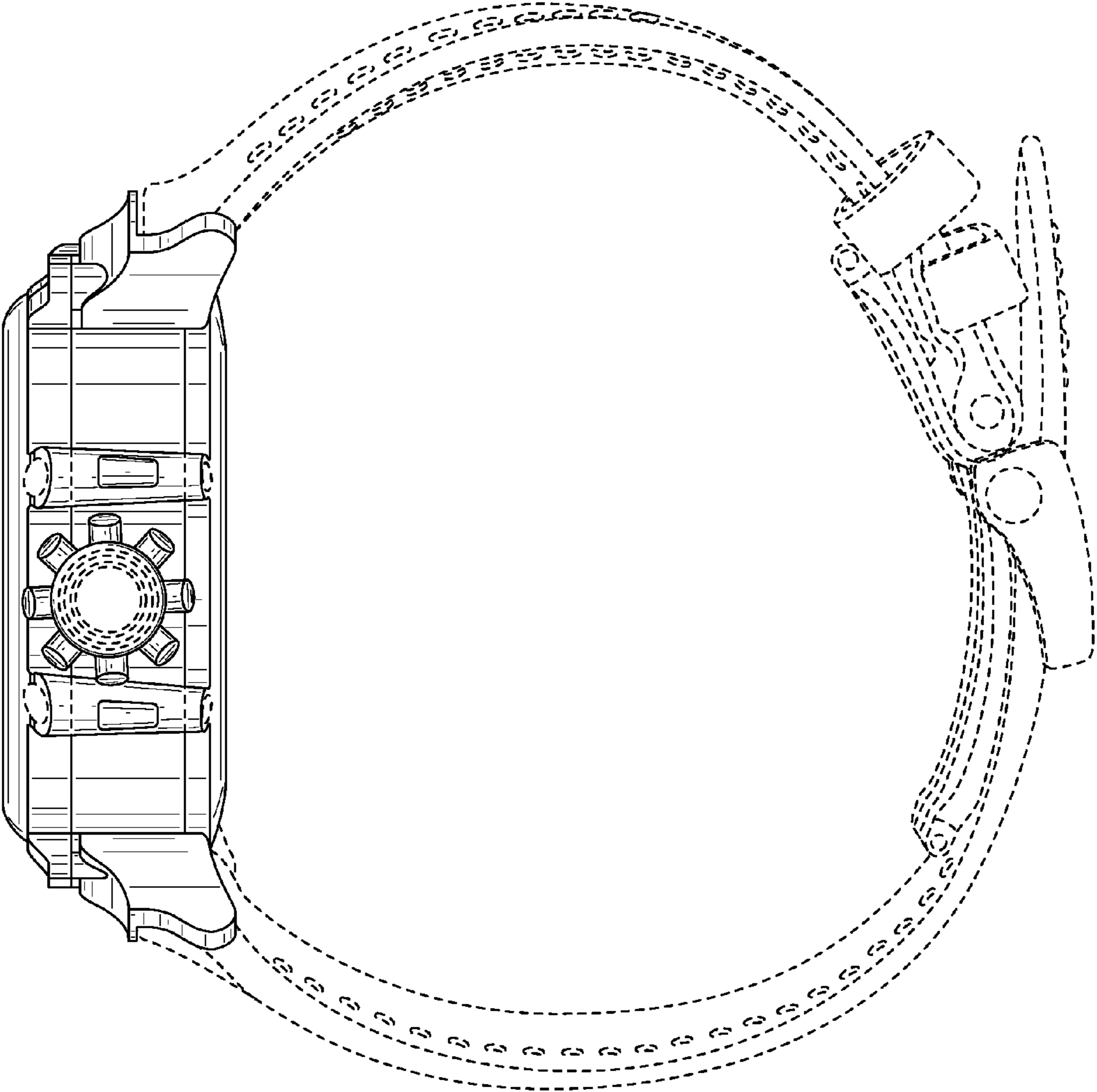


FIG. 3

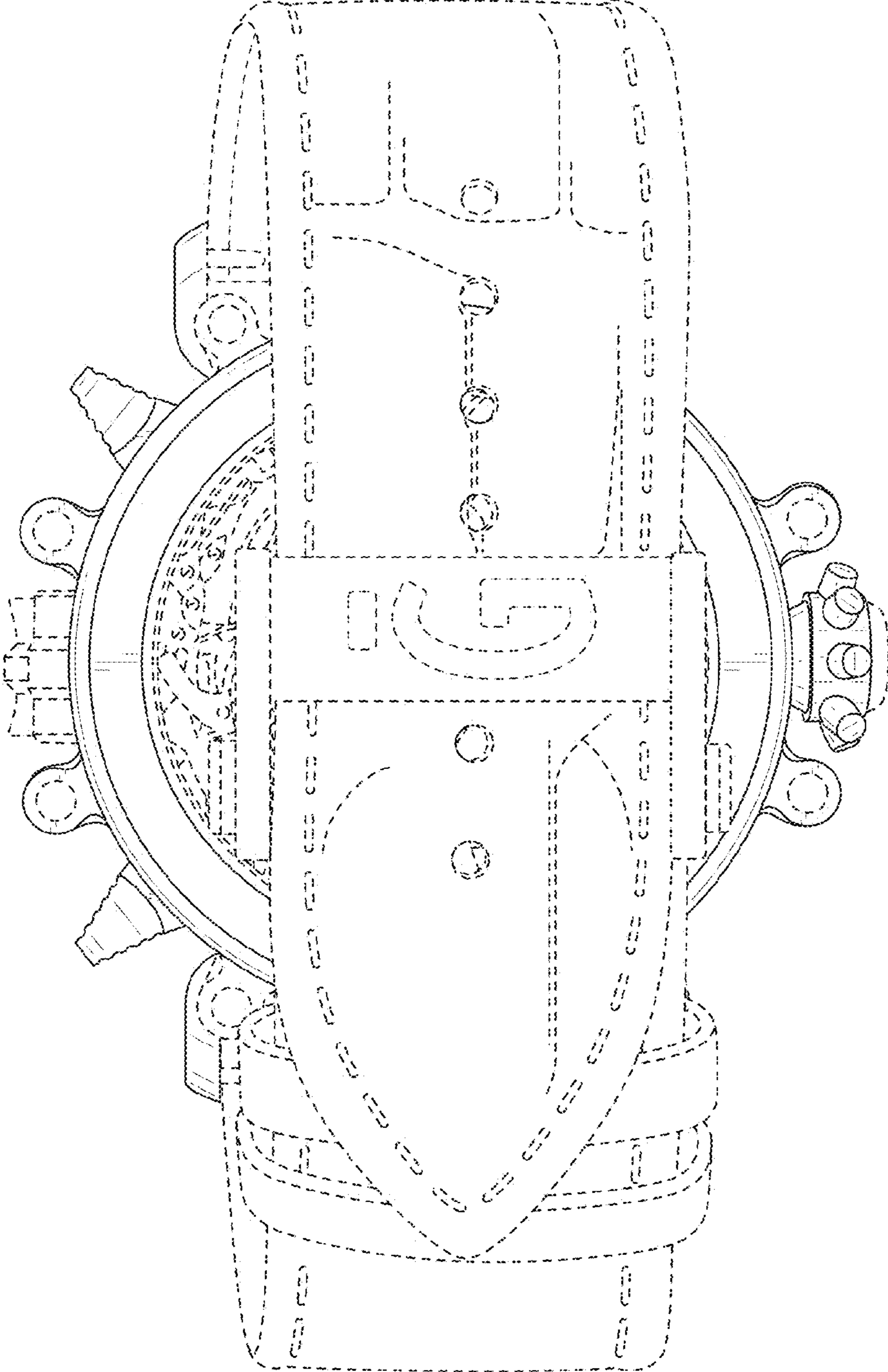


FIG. 4

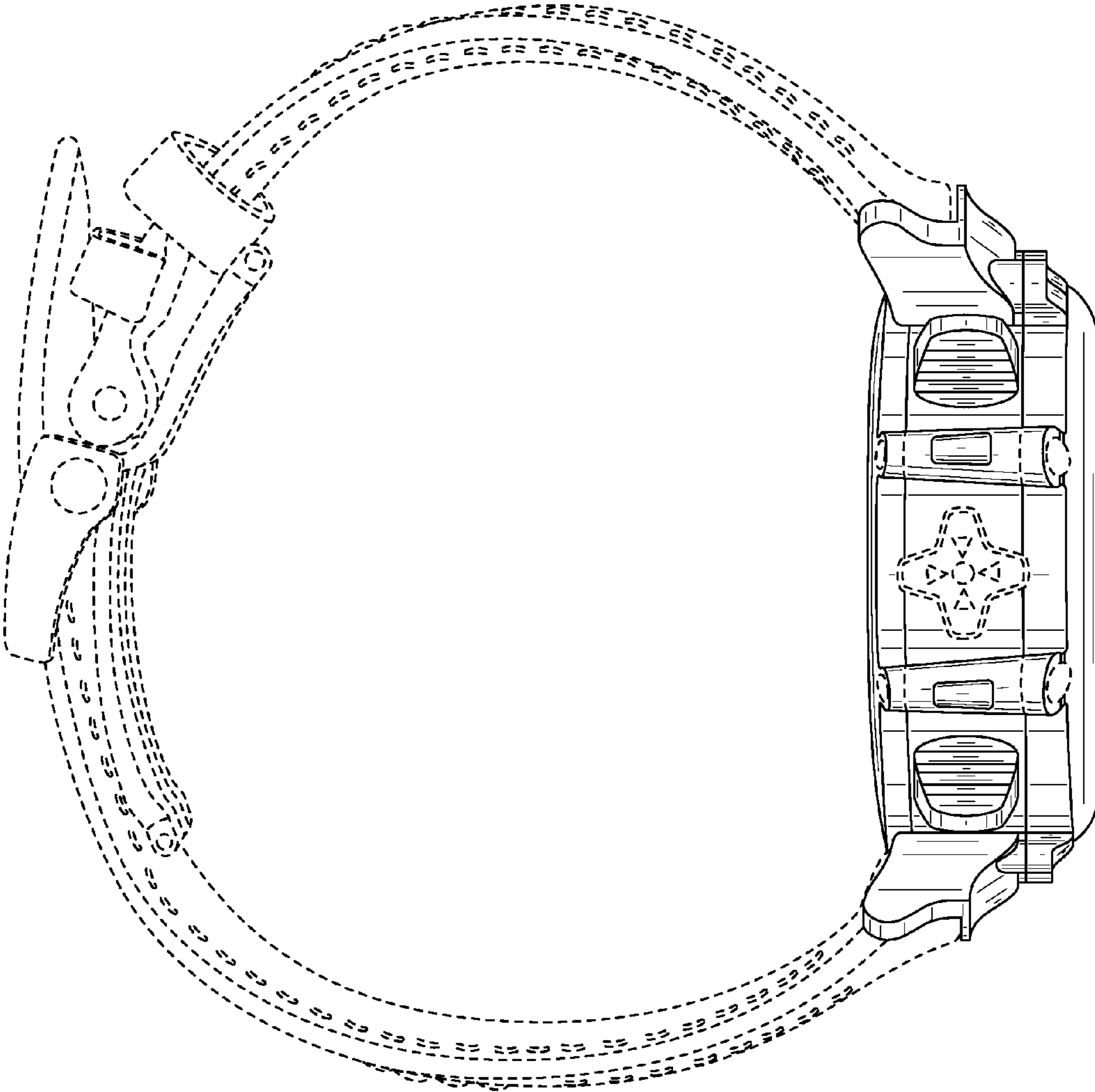


FIG. 5

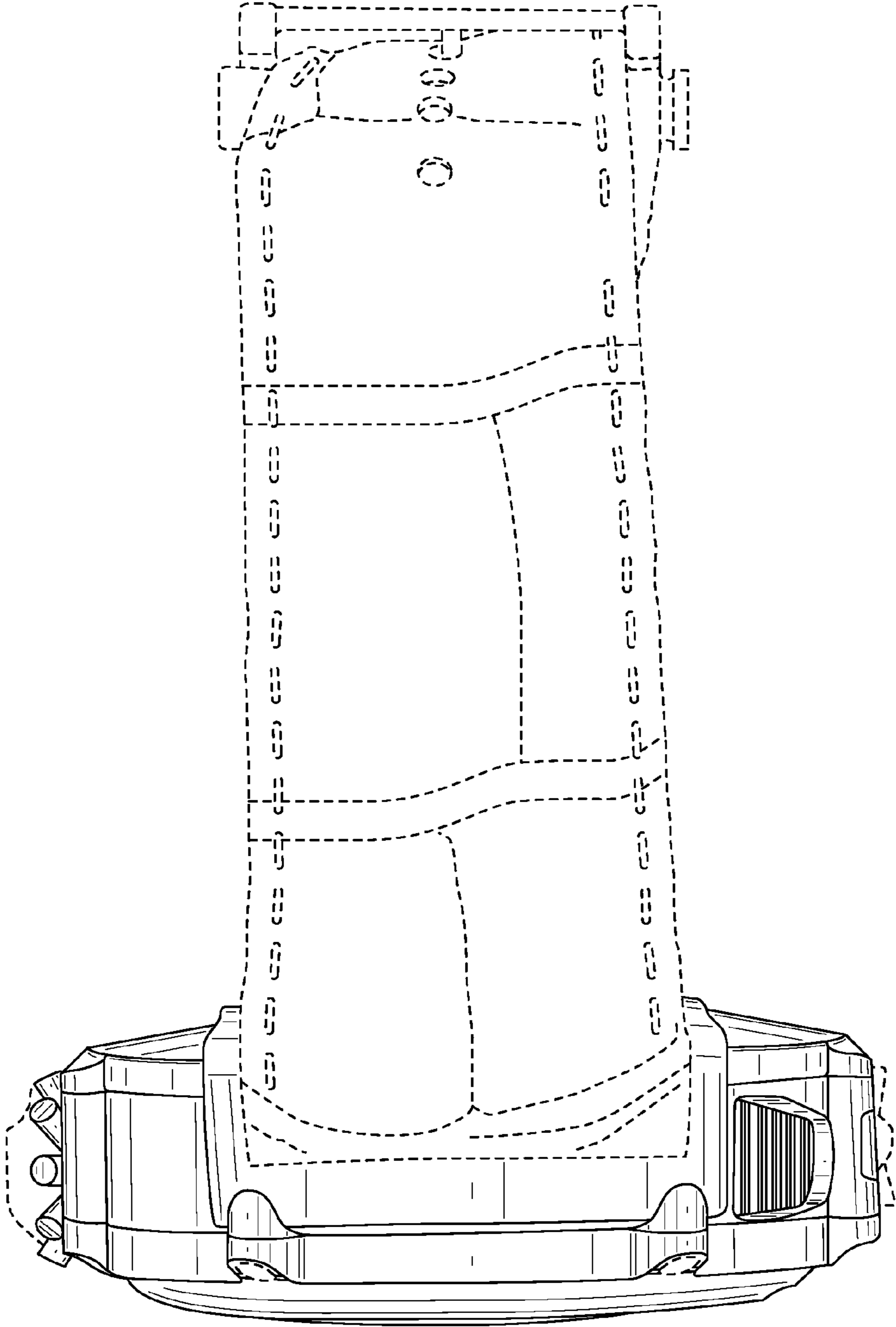


FIG. 6

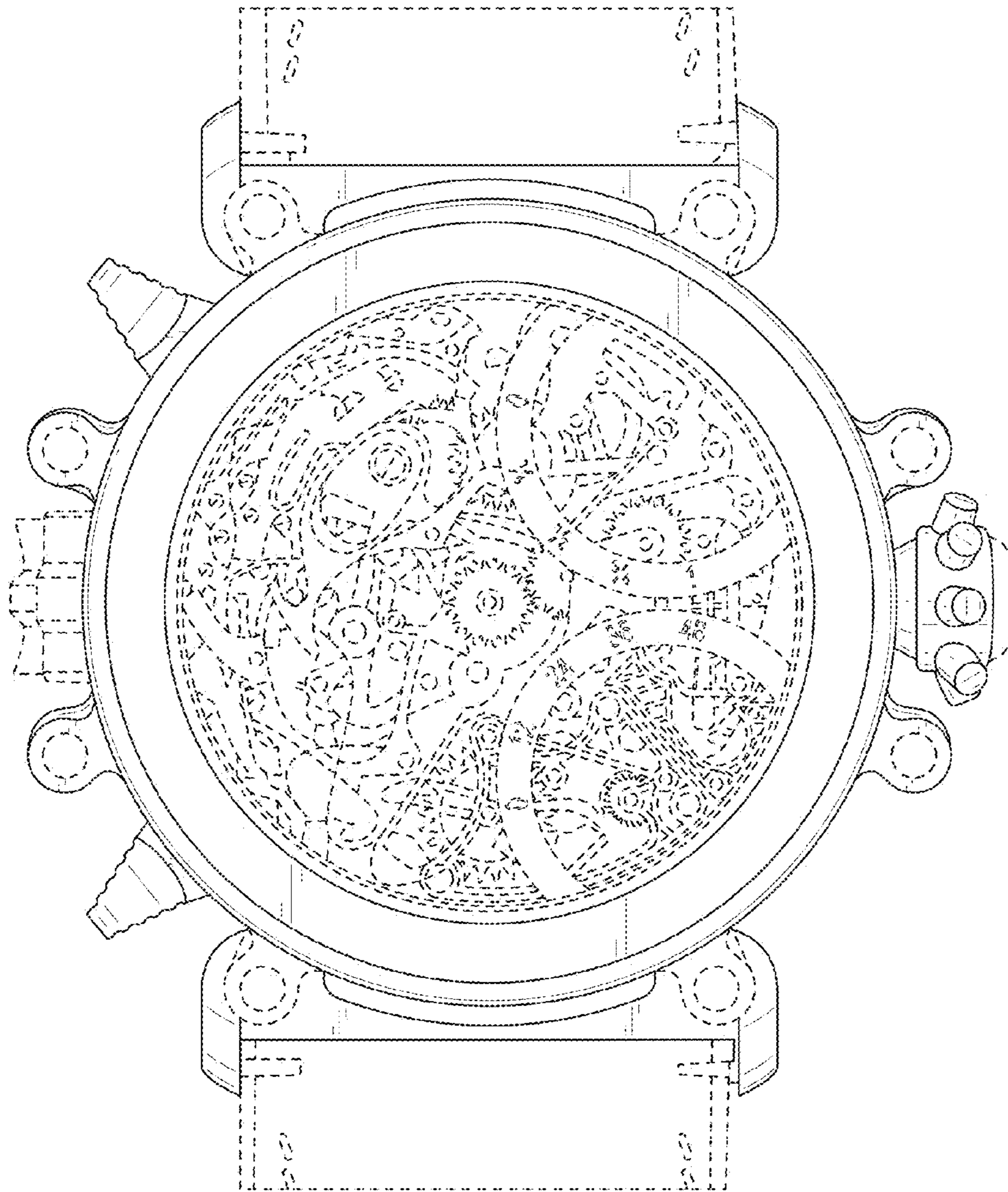


FIG. 7