



US00D706648S

(12) **United States Design Patent**  
**Kim**

(10) **Patent No.:** **US D706,648 S**  
(45) **Date of Patent:** **\*\* Jun. 10, 2014**

(54) **CLOCK FACE WITH HANDS OVER CIRCULAR PATTERN**

(71) Applicant: **Young Jin Kim**, Seoul (KR)

(72) Inventor: **Young Jin Kim**, Seoul (KR)

(\*\*) Term: **14 Years**

(21) Appl. No.: **29/432,713**

(22) Filed: **Sep. 19, 2012**

(30) **Foreign Application Priority Data**

Mar. 21, 2012 (KR) ..... 30-2012-0013329

(51) **LOC (10) Cl.** ..... **10-01**

(52) **U.S. Cl.**  
USPC ..... **D10/22; D10/126**

(58) **Field of Classification Search**  
USPC ..... D10/1-39, 122-132; D19/64; 368/10,  
368/68, 80, 223, 228, 232, 276-282, 285;  
434/304

See application file for complete search history.

(56) **References Cited**

**U.S. PATENT DOCUMENTS**

D54,950 S \* 4/1920 Montgomery ..... D10/124  
D112,607 S \* 12/1938 Kelley ..... D10/126  
D173,075 S \* 9/1954 Miller et al. .... D10/124  
3,439,492 A \* 4/1969 Gravenson ..... 368/68  
3,595,009 A \* 7/1971 Pakter et al. .... 368/80

D226,863 S \* 5/1973 Zorzy ..... D10/126  
D230,050 S \* 1/1974 Fukumoto ..... D10/126  
D230,063 S \* 1/1974 Fukumoto ..... D10/126  
D273,873 S \* 5/1984 Alessio ..... D19/64  
D356,742 S \* 3/1995 Chenwu ..... D10/23  
D363,251 S \* 10/1995 Gardner ..... D10/126  
D396,653 S \* 8/1998 Bulgari ..... D10/39  
D405,470 S \* 2/1999 Messina ..... D19/64  
D407,029 S \* 3/1999 Drucker ..... D10/39

\* cited by examiner

*Primary Examiner* — Caron D Veynar

*Assistant Examiner* — Martie K Holtje

(74) *Attorney, Agent, or Firm* — Robert D. Atkins; Patent Law Group: Atkins & Associates, P.C.

(57) **CLAIM**

The ornamental design for a clock face with hands over a circular pattern, as shown and described.

**DESCRIPTION**

FIG. 1 is a perspective view of a clock face with hands over circular pattern showing a first embodiment of my new design;

FIG. 2 is a front elevational view of FIG. 1;


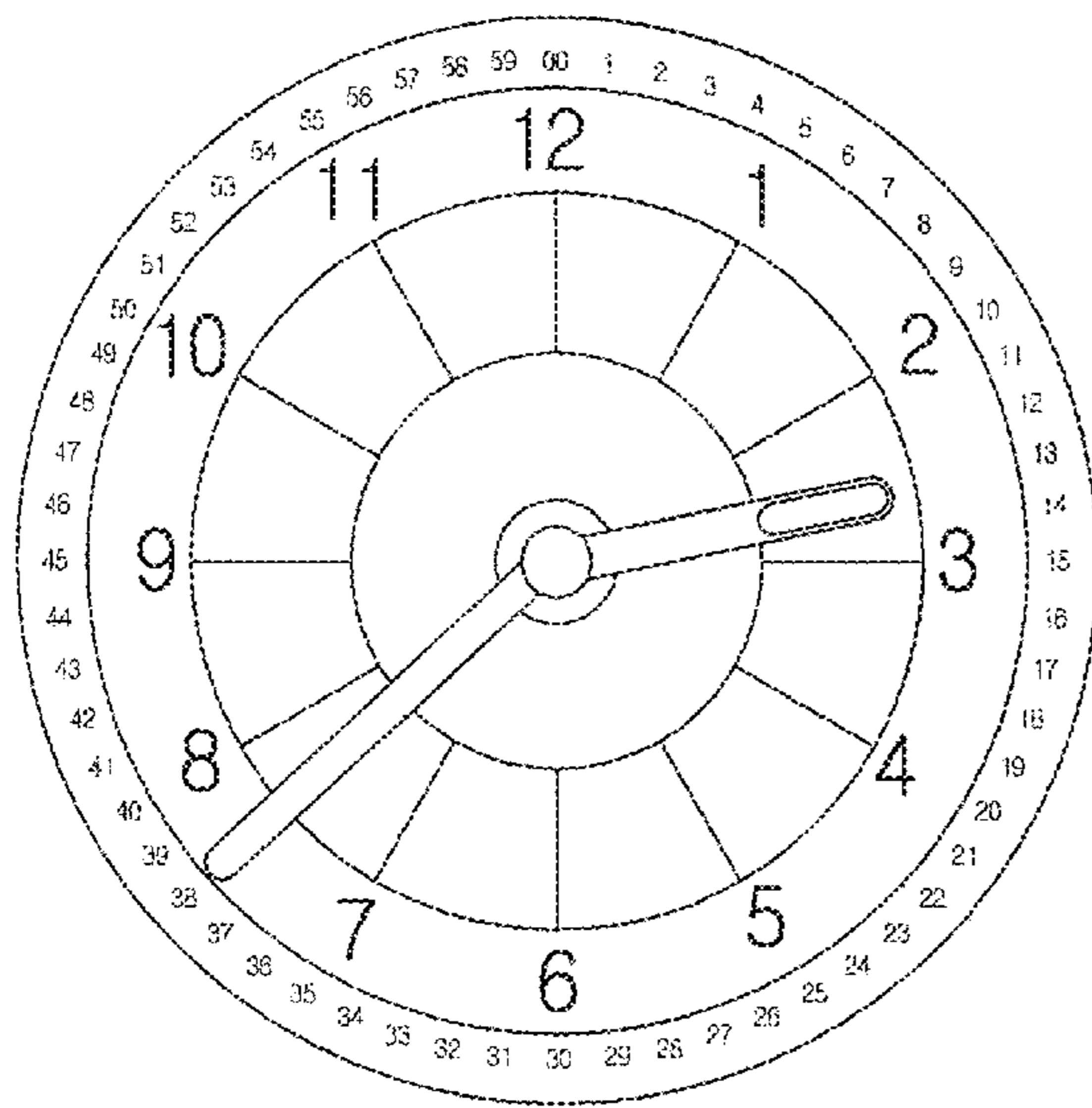
FIG. 3 is a rear elevational view of FIG. 1;

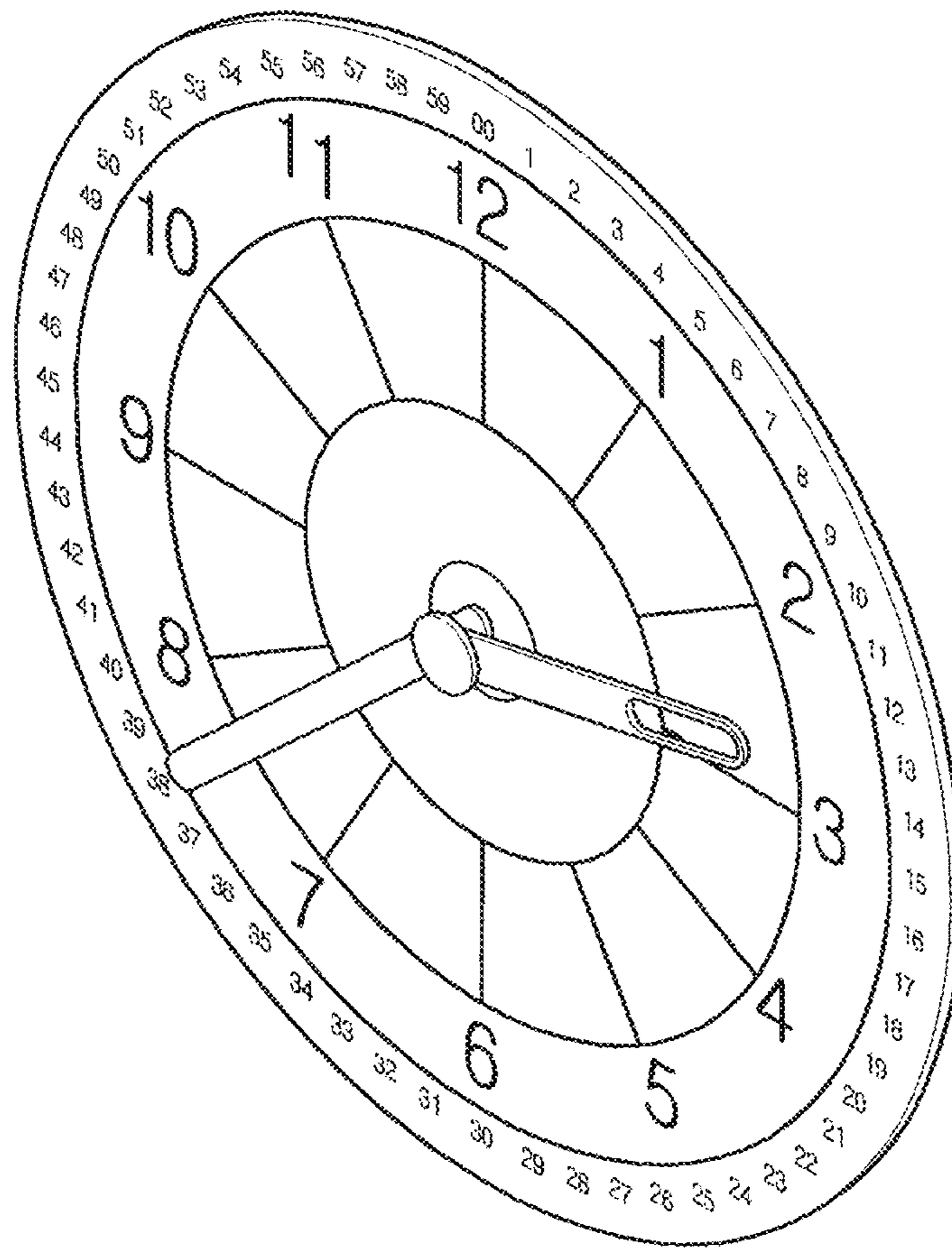
FIG. 4 is a left side elevational view of FIG. 1;

FIG. 5 is a right side elevational view of FIG. 1; and,

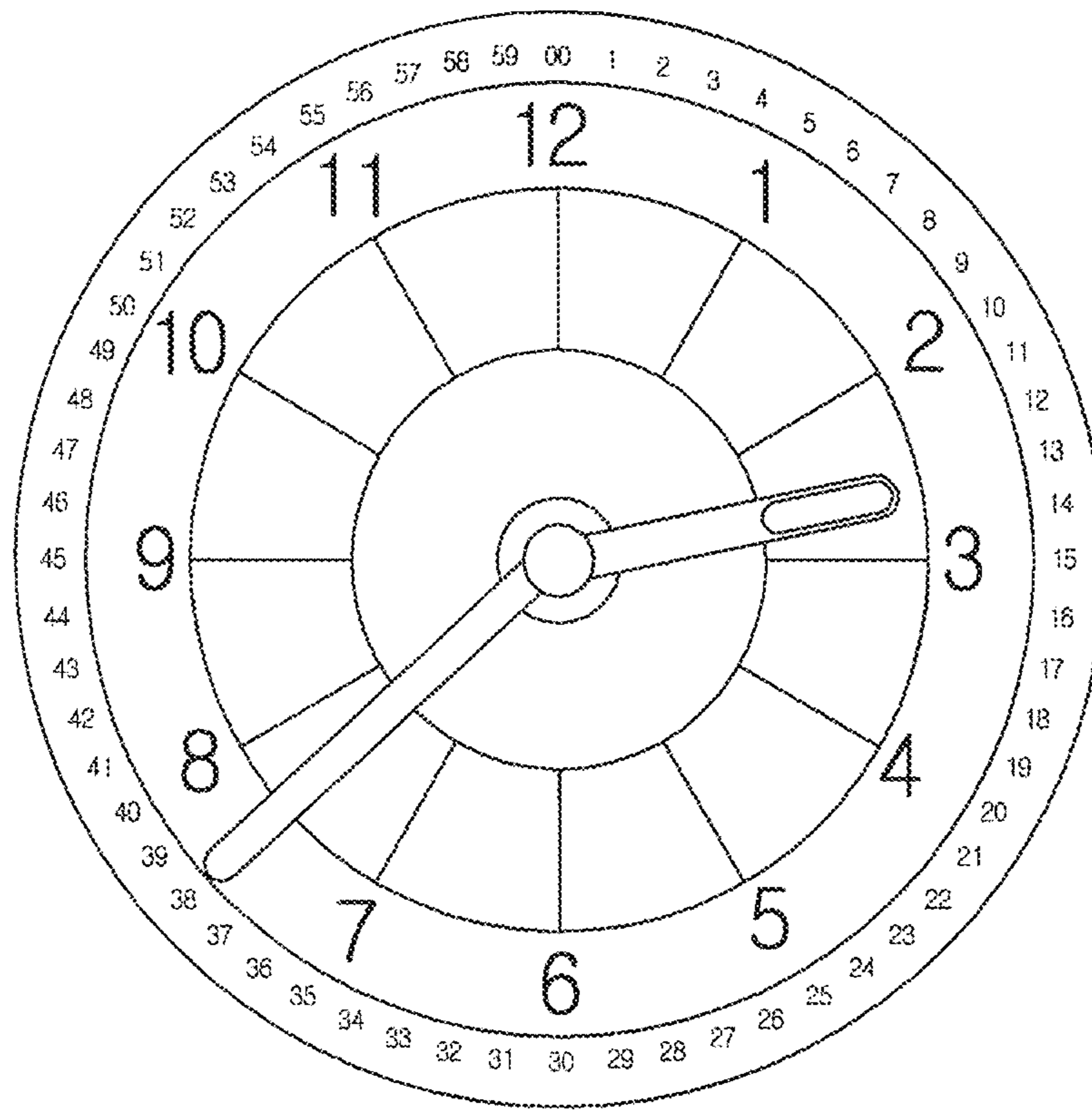
FIG. 6 is a front elevational view of a second embodiment of my design of FIG. 1 with a solid contrasting circular pattern and solid contrasting numerals.

**1 Claim, 5 Drawing Sheets**

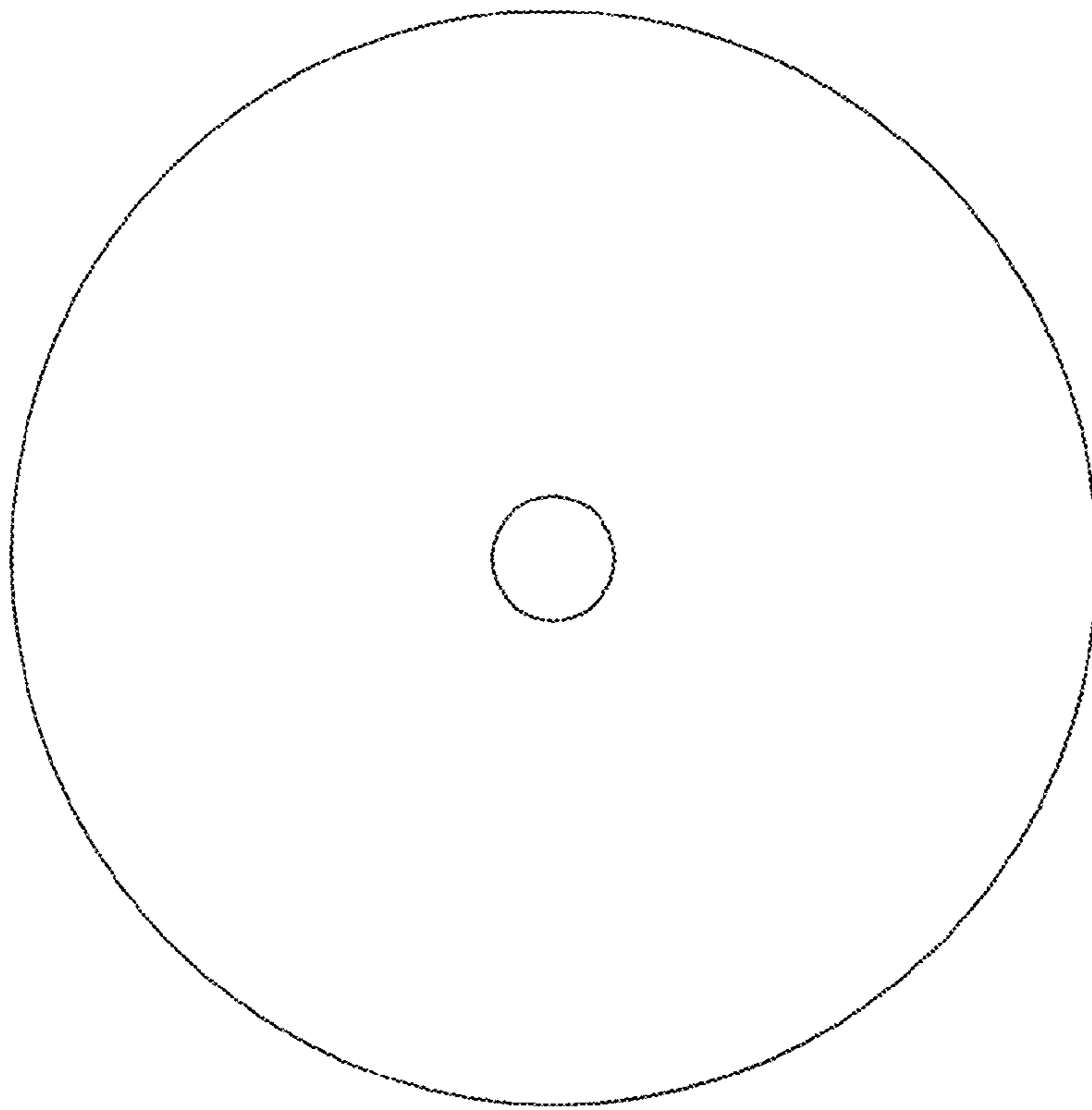




**FIG. 1**



**FIG. 2**




*FIG. 3*






*FIG. 4*



*FIG. 5*



*FIG. 6*