



US00D706624S

(12) **United States Design Patent**  
**Key**

(10) **Patent No.:** **US D706,624 S**  
(45) **Date of Patent:** **\*\* Jun. 10, 2014**

(54) **CONTAINER WITH A RECESSED PANEL**

(71) Applicant: **Stephen Marcus Key**, Glenbrook, NV  
(US)

(72) Inventor: **Stephen Marcus Key**, Glenbrook, NV  
(US)

(73) Assignee: **SpinLabel Technologies, Inc.**, Boca  
Raton, FL (US)

(\*\*) Term: **14 Years**

(21) Appl. No.: **29/455,598**

(22) Filed: **May 22, 2013**

(51) **LOC (10) Cl.** ..... **09-03**

(52) **U.S. Cl.**  
USPC ..... **D9/428**

(58) **Field of Classification Search**  
USPC ..... D9/414, 418, 424, 425, 428, 429;  
D7/619, 629; 229/400-406, 932,  
229/906.1; 220/656-659, 669-675, 912,  
220/4.21-4.27; 206/553, 557, 541, 775,  
206/776

See application file for complete search history.

(56) **References Cited**

U.S. PATENT DOCUMENTS

D210,767 S \* 4/1968 Honkanen ..... D7/532  
3,375,954 A \* 4/1968 Honkanen et al. .... 206/520  
D368,234 S \* 3/1996 Dickinson et al. .... D11/152  
D383,038 S \* 9/1997 Willbrandt ..... D7/531

D386,947 S \* 12/1997 Lapierre et al. .... D7/531  
D428,307 S \* 7/2000 Yeandel ..... D7/531  
D436,499 S \* 1/2001 Pritchard et al. .... D7/530  
6,212,803 B1 \* 4/2001 Key ..... 40/324  
D446,687 S \* 8/2001 Furman et al. .... D7/523  
D461,369 S \* 8/2002 Sims et al. .... D7/531  
D526,847 S \* 8/2006 Freeman ..... D7/523  
D527,583 S \* 9/2006 Freeman ..... D7/523  
D649,396 S \* 11/2011 Wilkens et al. .... D7/396.2  
D682,088 S \* 5/2013 De Urquijo Carmona .... D9/428  
2002/0104613 A1 \* 8/2002 Key ..... 156/268  
2013/0062239 A1 \* 3/2013 Key ..... 206/459.1

\* cited by examiner

*Primary Examiner* — Thomas Johannes

(74) *Attorney, Agent, or Firm* — Carr & Ferrell LLP

(57) **CLAIM**

The ornamental design for a container with a recessed panel,  
as shown and described.

**DESCRIPTION**

FIG. 1 is a perspective view of the container with a recessed  
panel of the instant invention;  
FIG. 2 is a top view thereof;  
FIG. 3 is a bottom view thereof; and,  
FIG. 4 is a side view thereof; all sides forming a mirror image  
thereof.

The broken line portion of the figure drawings is included to  
show unclaimed subject matter only and forms no part of the  
claimed design.

**1 Claim, 1 Drawing Sheet**

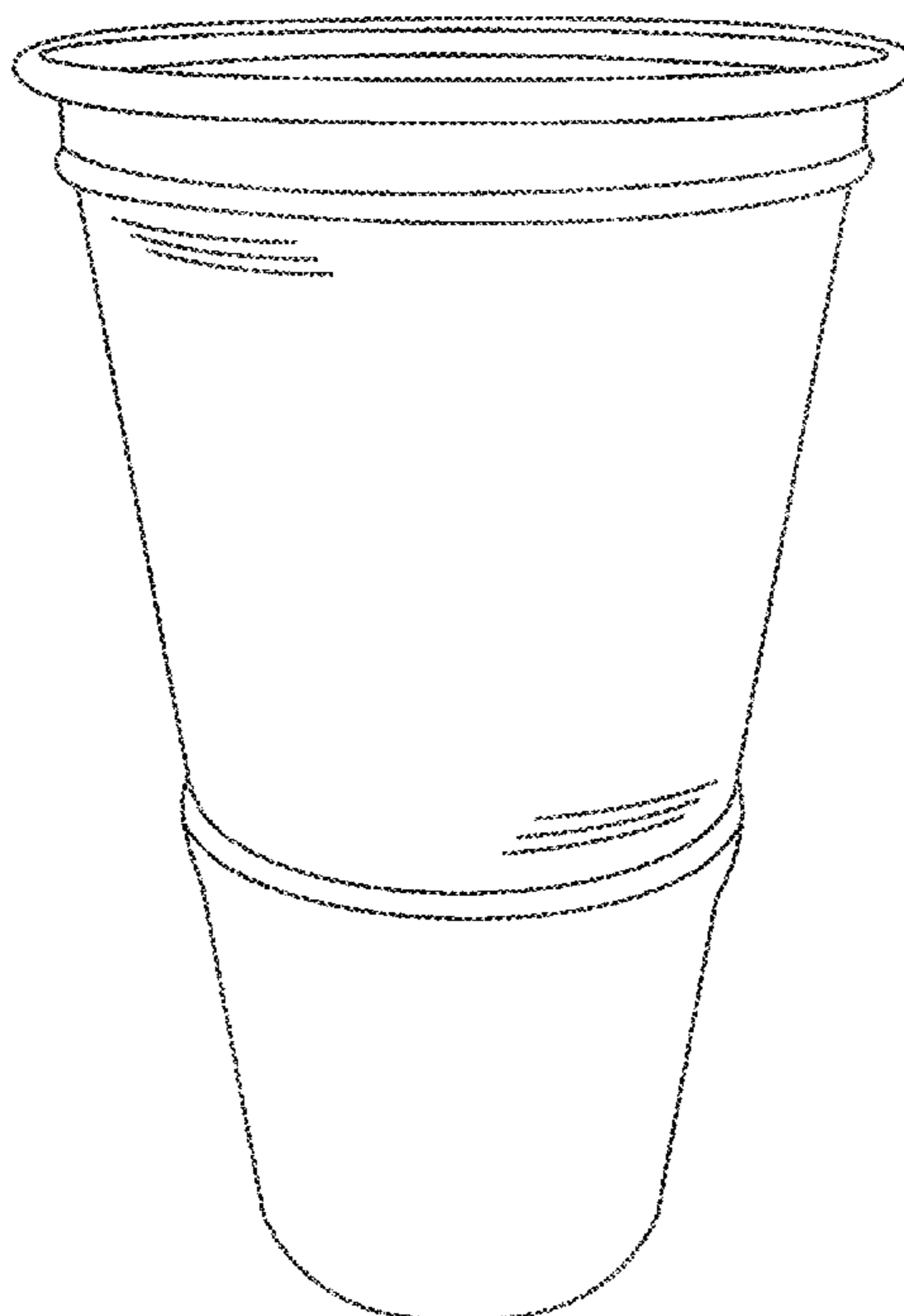


FIG 1




FIG 2

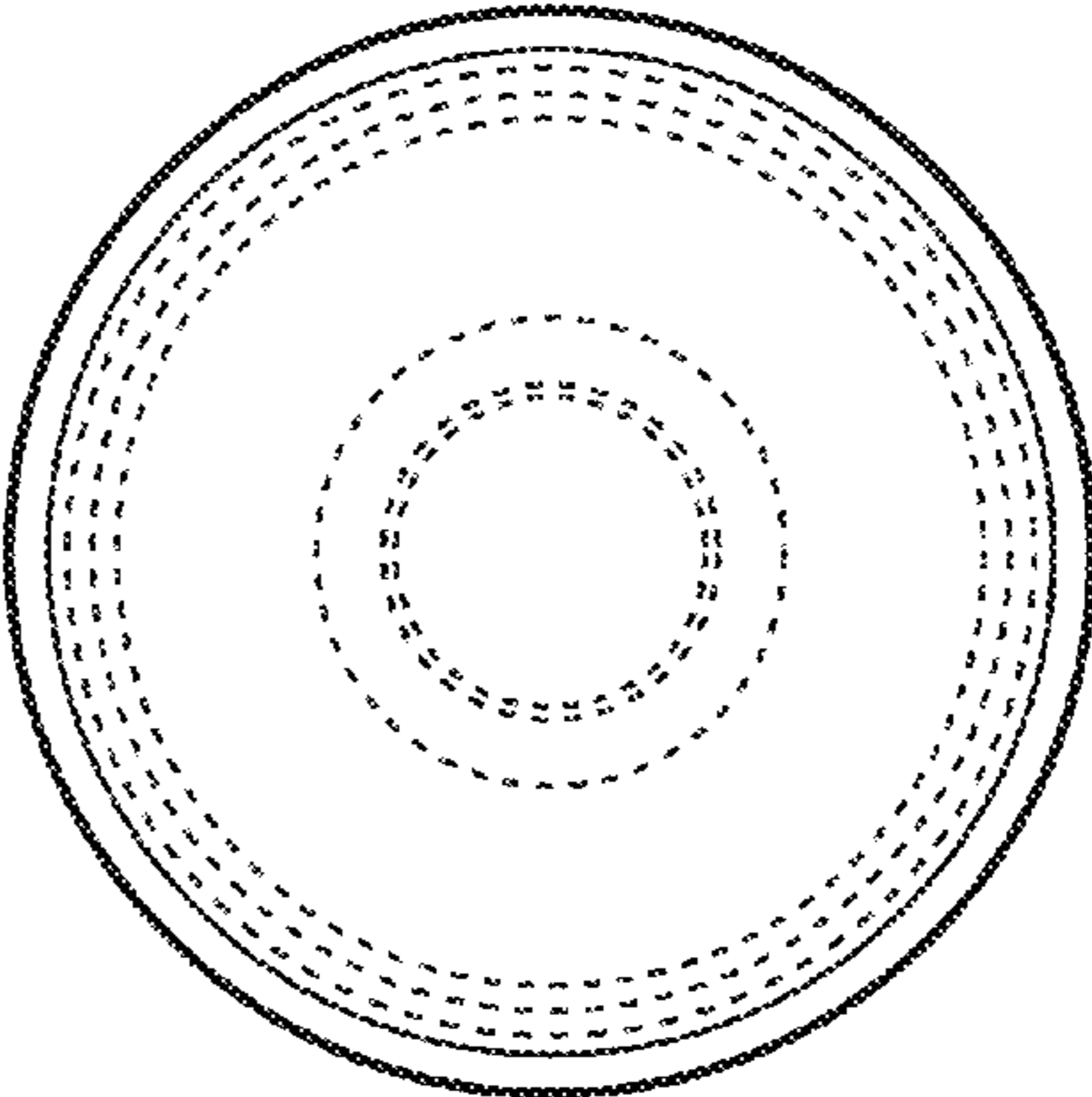


FIG 4

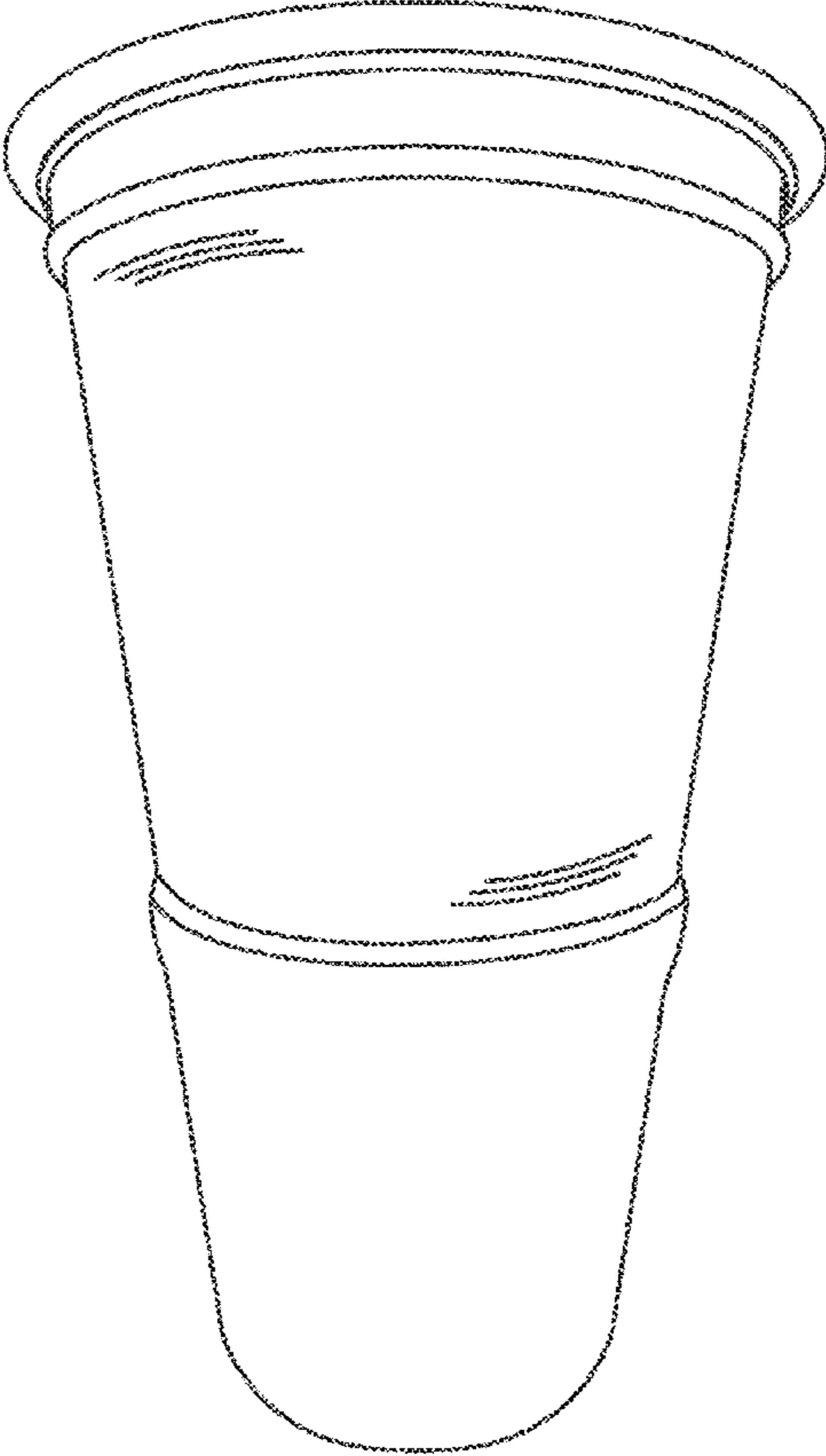


FIG 3

