



US00D706622S

(12) **United States Design Patent**
Bischoff et al.

(10) **Patent No.:** **US D706,622 S**
(45) **Date of Patent:** **** Jun. 10, 2014**

(54) **CONTAINER**
(71) Applicant: **The Procter & Gamble Company,**
Cincinnati, OH (US)
(72) Inventors: **Corey Michael Bischoff,** Cincinnati, OH
(US); **Sev Gerk,** Los Angeles, CA (US)
(73) Assignee: **The Procter & Gamble Company,**
Cincinnati, OH (US)

D440,470 S * 4/2001 Tucker et al. D7/629
D452,152 S * 12/2001 Meeker et al. D9/429
D496,272 S * 9/2004 Jackson et al. D9/425
D502,095 S * 2/2005 Tucker et al. D9/425
D502,394 S * 3/2005 Jackson et al. D9/425
D503,336 S * 3/2005 Tucker et al. D9/425
D541,648 S * 5/2007 Bennett et al. D9/425
D543,843 S * 6/2007 Gehring et al. D9/425
D548,069 S * 8/2007 Sagel et al. D9/425
2002/0125255 A1 * 9/2002 Gasco et al. 220/574

(**) Term: **14 Years**
(21) Appl. No.: **29/459,321**

OTHER PUBLICATIONS
U.S. Appl. No. 29/459,323, filed Jun. 28, 2013, Bischoff et al.
* cited by examiner

(22) Filed: **Jun. 28, 2013**
(51) **LOC (10) Cl.** **09-03**
(52) **U.S. Cl.**
USPC **D9/425**
(58) **Field of Classification Search**
USPC D9/414-416, 418-420, 423-432, 435;
D7/354, 392.1, 394, 396.1, 538, 543,
D7/545, 550.1, 551, 554.3, 587, 566, 575,
D7/584, 586, 605, 629, 667, 709;
220/4.21-4.24, 574, 602-608, 659,
220/675, 781-782, 793, 835, 839, DIG. 12;
229/401, 406; 206/119, 216, 351, 469,
206/470, 508, 521.1, 525-545, 562,
206/731-734, 775-778, 781, 782, 784, 806,
206/822, 830; 219/725, 728, 732, 735;
D23/359; D3/272-273, 276, 294, 302,
D3/312, 314; 221/191
See application file for complete search history.

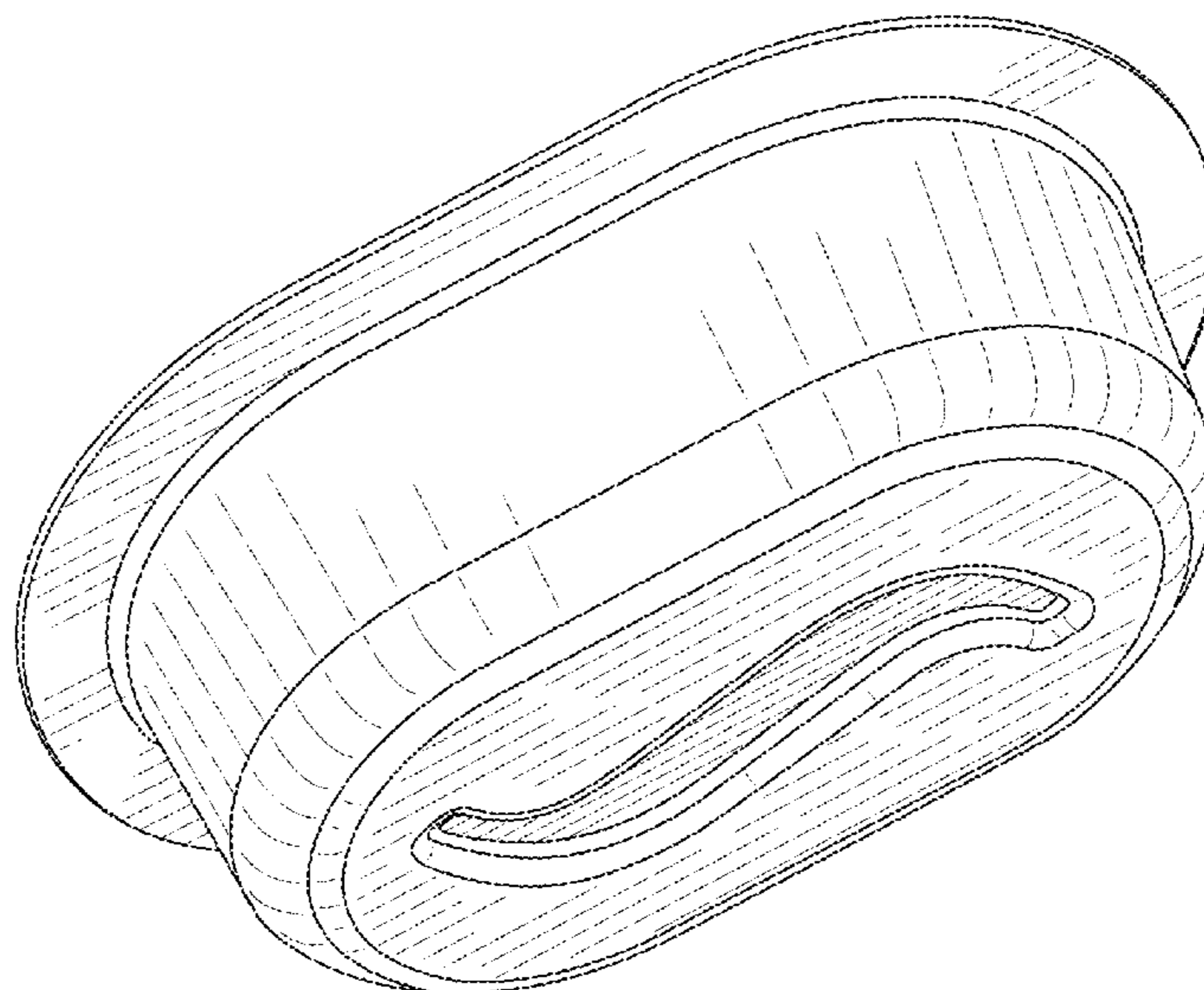
Primary Examiner — Thomas Johannes
(74) *Attorney, Agent, or Firm* — Gary J. Foose

(57) **CLAIM**
The ornamental design for a container, as shown and described.

(56) **References Cited**
U.S. PATENT DOCUMENTS
D198,057 S * 4/1964 Swett D7/629
D417,367 S * 12/1999 Laib D7/602

DESCRIPTION
FIG. 1 is a perspective view of the top of a container showing our new design;
FIG. 2 is a perspective view of the bottom thereof;
FIG. 3 is a top view thereof;
FIG. 4 is a side view thereof;
FIG. 5 is a side view thereof;
FIG. 6 is a side view thereof, opposite the side view shown in FIG. 4;
FIG. 7 is a side view thereof, opposite the side view shown in FIG. 5; and,
FIG. 8 is a bottom view thereof, opposite the top view shown in FIG. 3.
The broken lines shown in the drawings show unclaimed subject matter only and form no part of the claimed design.

1 Claim, 4 Drawing Sheets



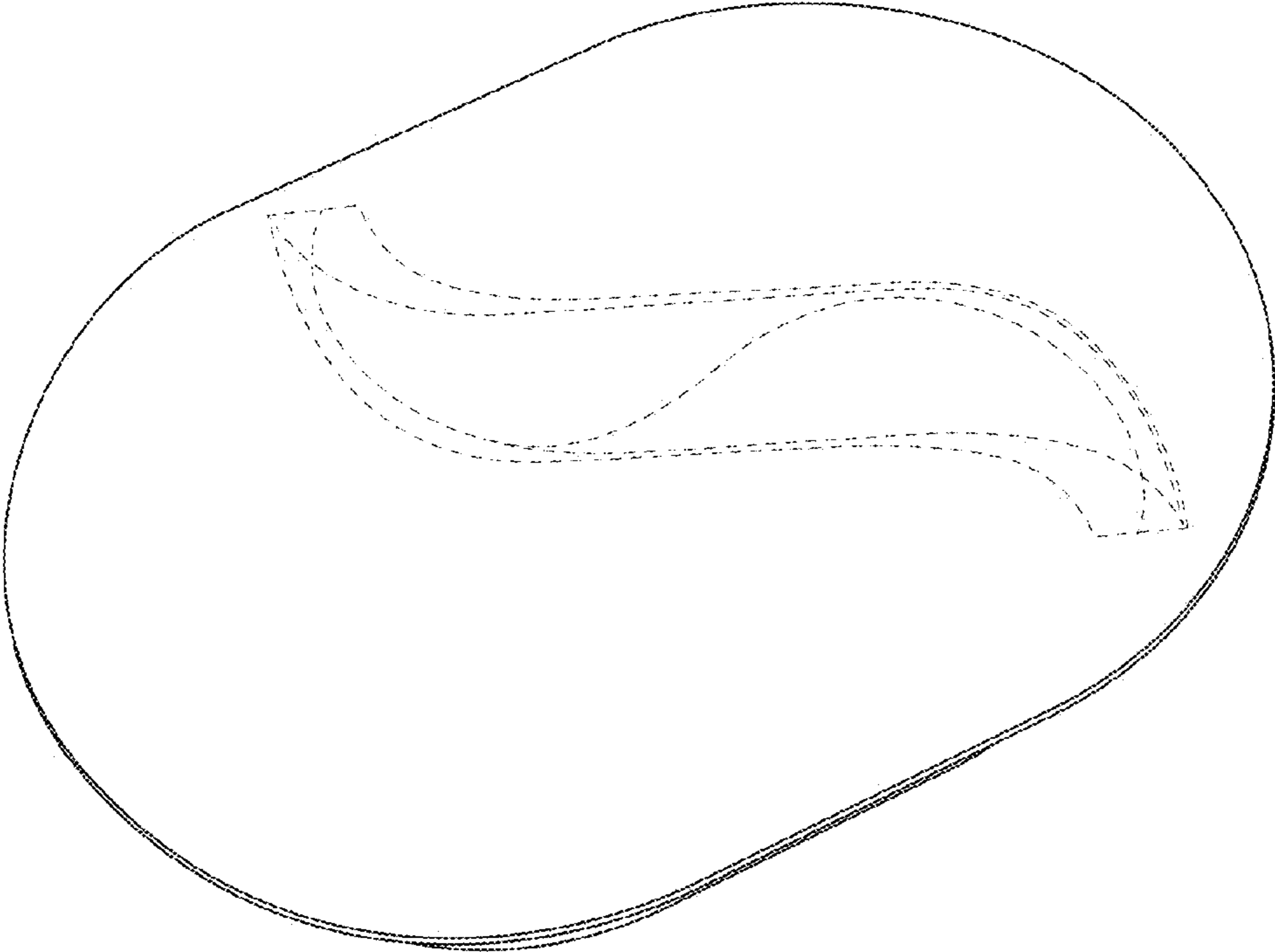


Fig. 1

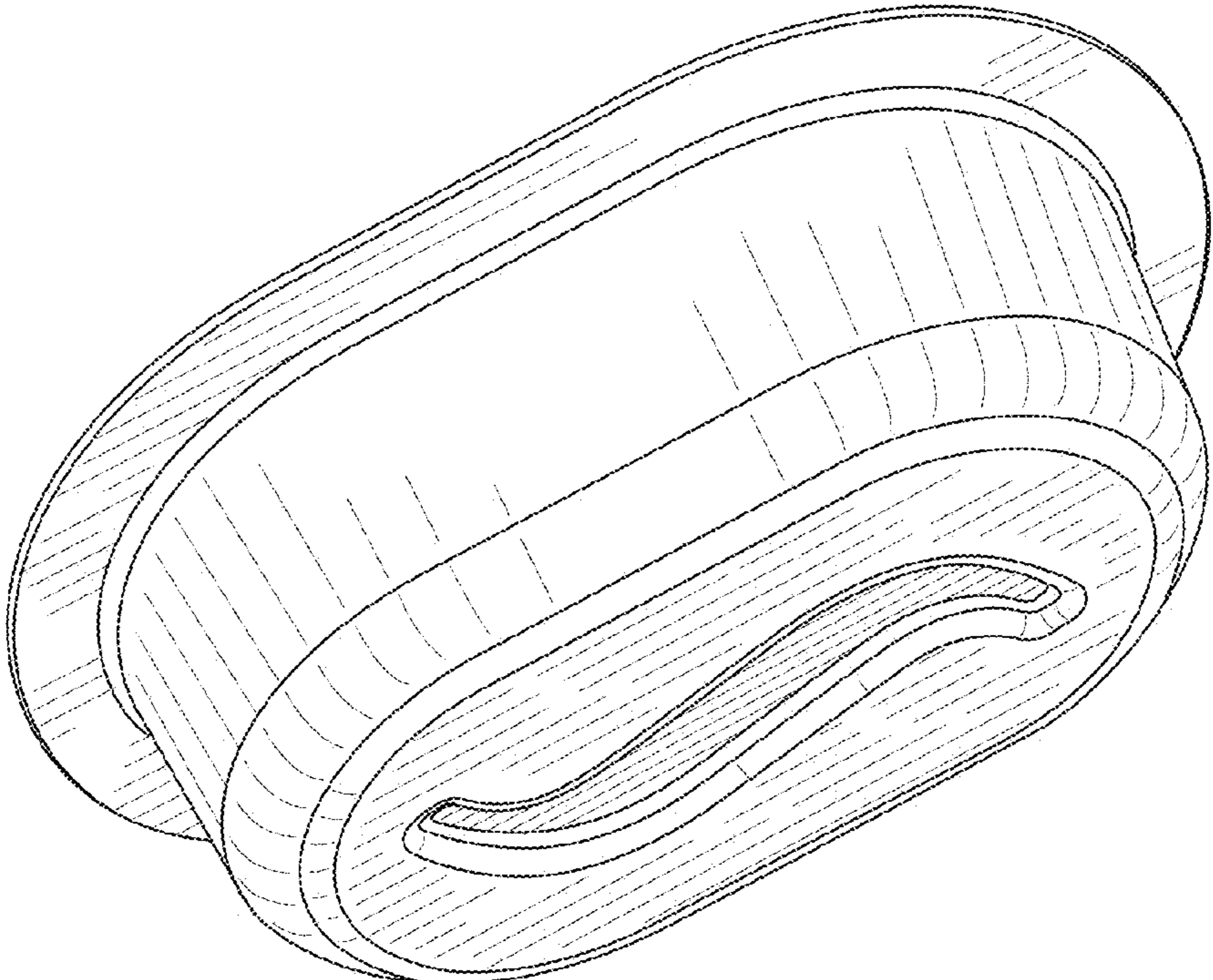


Fig. 2




Fig. 3

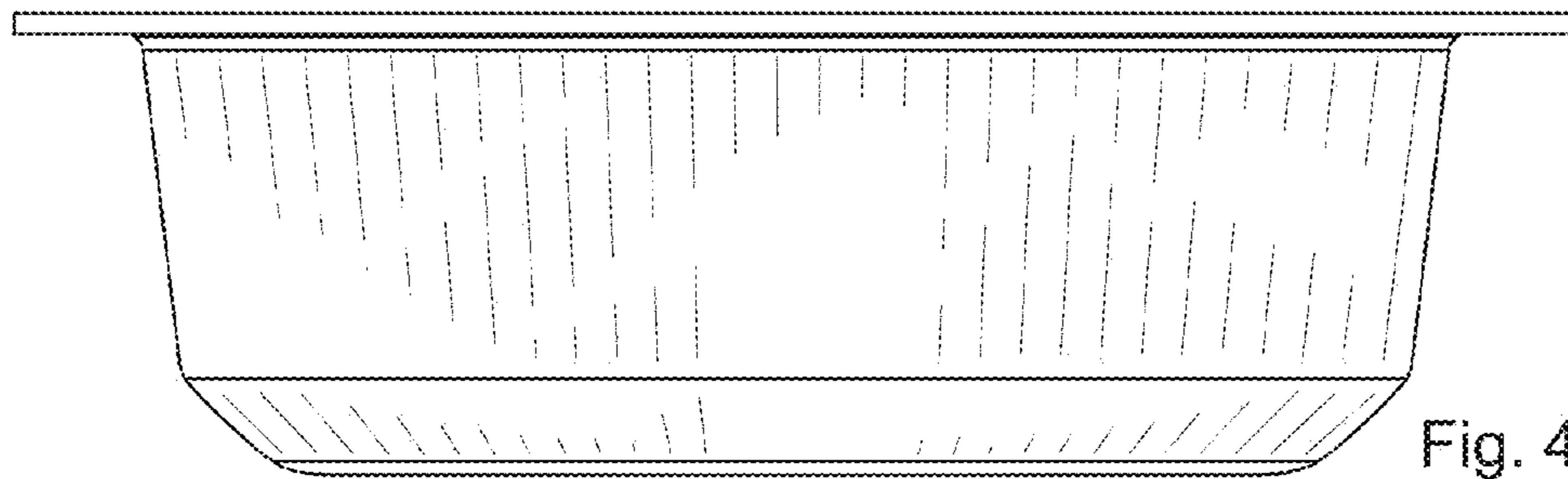


Fig. 4

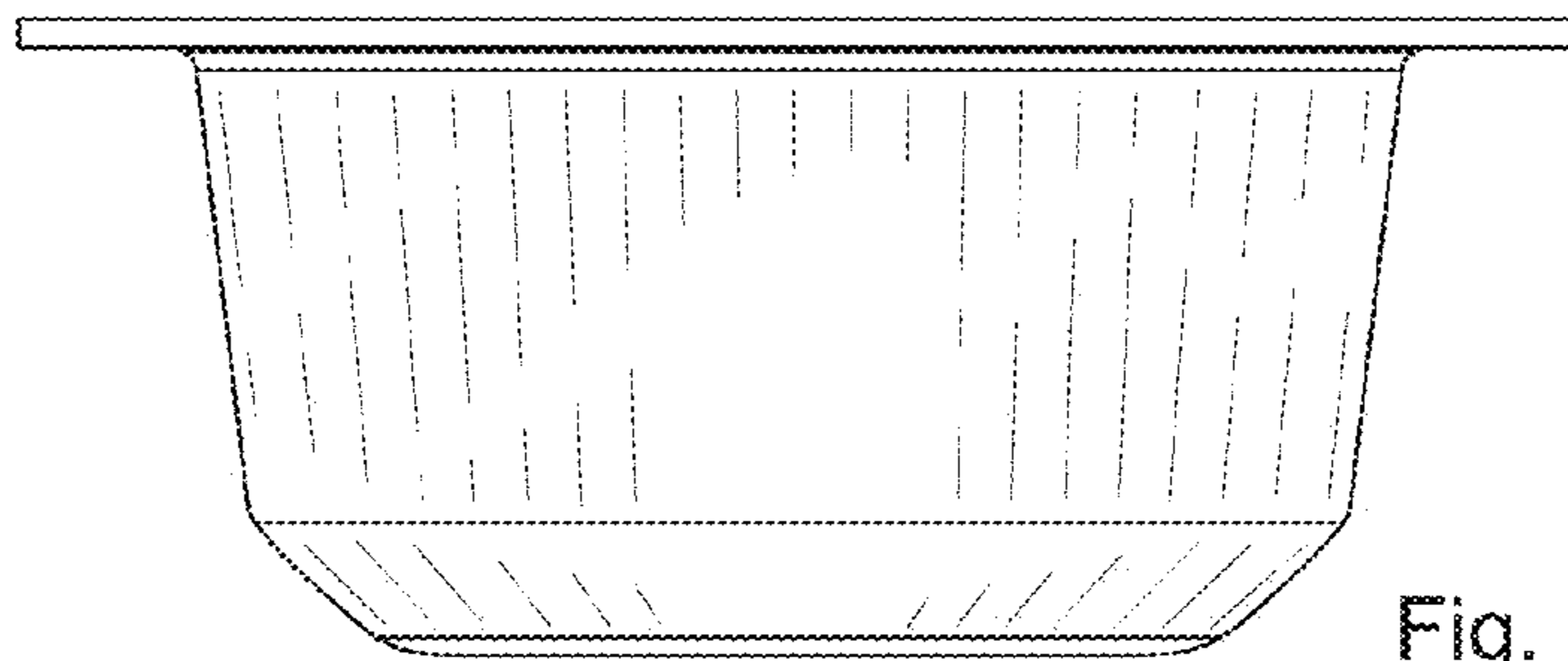


Fig. 5

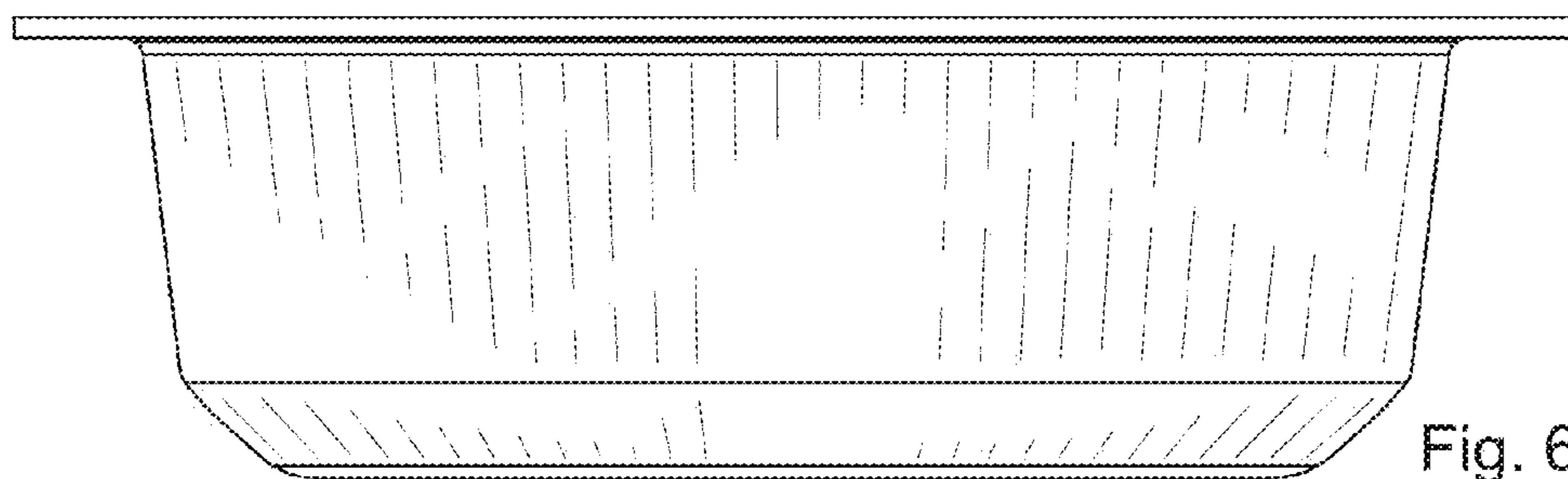


Fig. 6

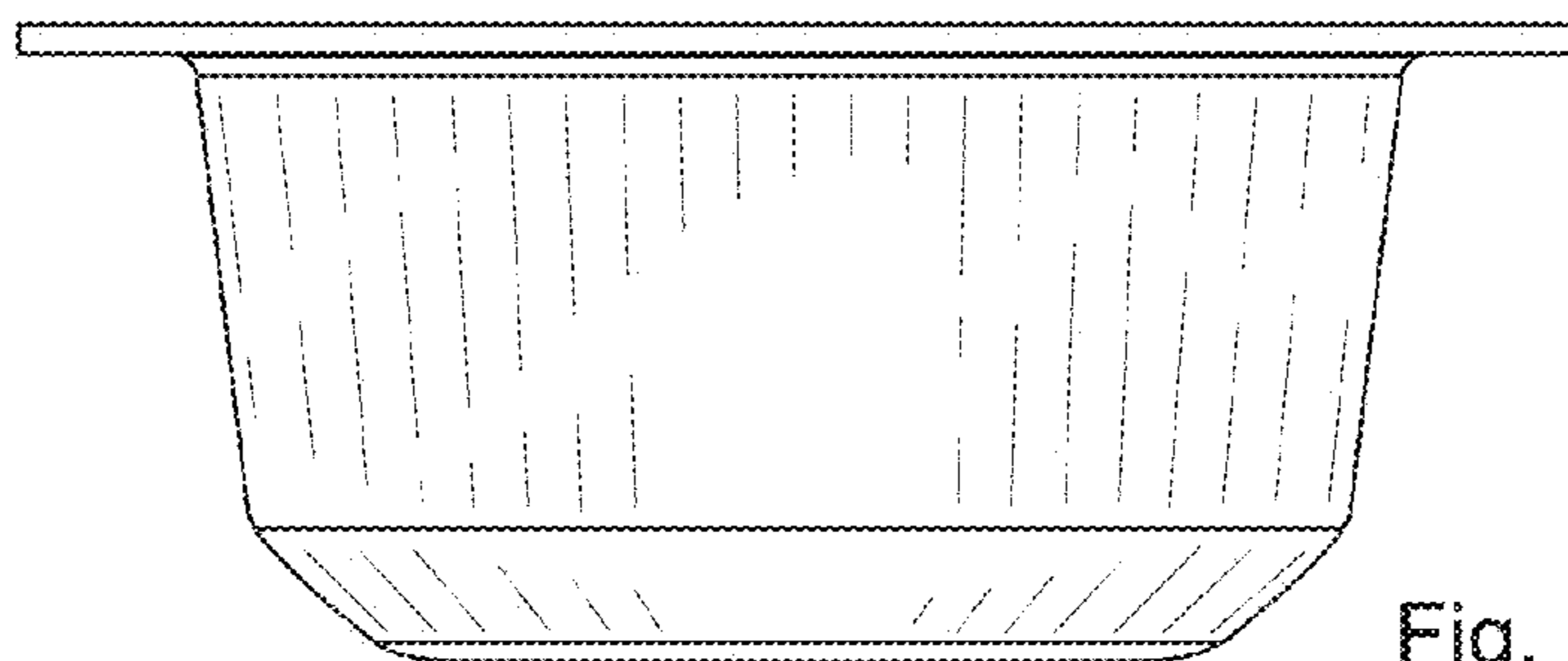


Fig. 7

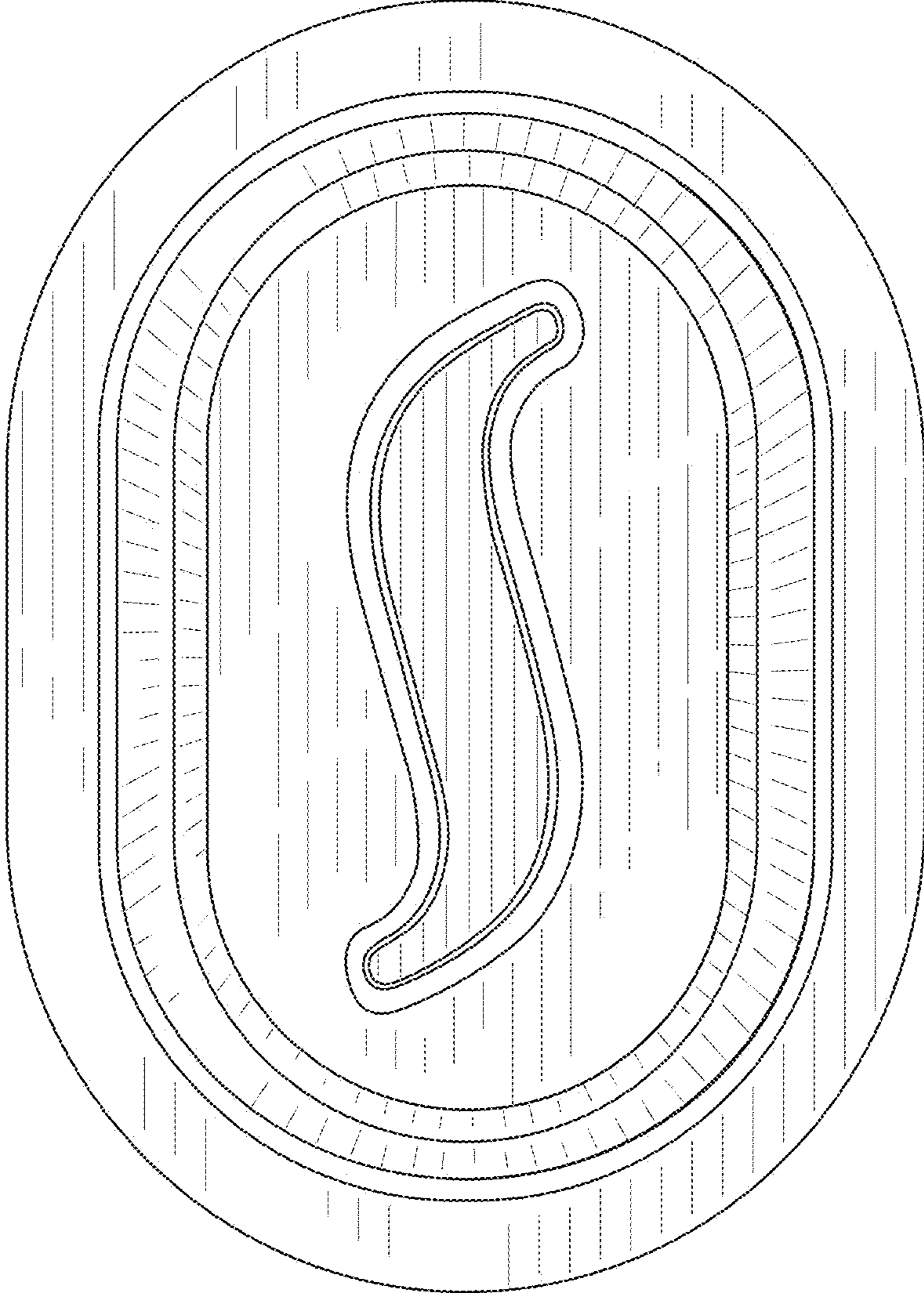


Fig. 8