



US00D706613S

(12) **United States Design Patent**  
**Callif et al.**

(10) **Patent No.:** **US D706,613 S**  
(45) **Date of Patent:** **\*\* Jun. 10, 2014**

- (54) **HOOK RAIL**
- (71) Applicant: **Liberty Hardware Mfg. Corp.,**  
Winston-Salem, NC (US)
- (72) Inventors: **Adam W. Callif,** Chicago, IL (US);  
**Natalie A. Schraufnagel,** Chicago, IL  
(US)
- (73) Assignee: **Liberty Hardware Mfg. Corp.,**  
Winston-Salem, NC (US)
- (\*\*) Term: **14 Years**
- (21) Appl. No.: **29/472,237**
- (22) Filed: **Nov. 11, 2013**
- (51) **LOC (10) Cl.** ..... **08-05**
- (52) **U.S. Cl.**  
USPC ..... **D8/372**
- (58) **Field of Classification Search**  
USPC ..... D8/367, 354, 349, 373, 372, 370, 351,  
D8/365, 353, 377, 371; D6/323;  
248/301-304, 339, 205.3; D11/233,  
D11/224, 219, 239, 158; D26/146  
See application file for complete search history.

D489,248 S *	5/2004	Hood .....	D8/367
D499,008 S *	11/2004	Chang .....	D8/370
D566,532 S *	4/2008	Wolff .....	D8/367
D574,224 S *	8/2008	Zhang .....	D8/372
D583,222 S *	12/2008	Rota .....	D8/367
D614,480 S *	4/2010	Goodman et al. ....	D8/372
D647,389 S *	10/2011	Gracia .....	D8/367
D647,390 S *	10/2011	Goodman et al. ....	D8/372
D655,632 S *	3/2012	van der Lande .....	D10/40
D666,081 S *	8/2012	Barry .....	D8/367
D666,084 S *	8/2012	Rojas et al. ....	D8/367
D669,767 S *	10/2012	Burley .....	D8/370
D671,822 S *	12/2012	van der Lande .....	D8/395
D672,636 S *	12/2012	Krumpe .....	D8/367
D674,635 S *	1/2013	van der Lande .....	D6/534
D682,663 S *	5/2013	Evon .....	D8/367
D684,449 S *	6/2013	Frey .....	D8/71

\* cited by examiner

*Primary Examiner* — Cynthia Underwood  
(74) *Attorney, Agent, or Firm* — Lora J. Graentzdoerffer

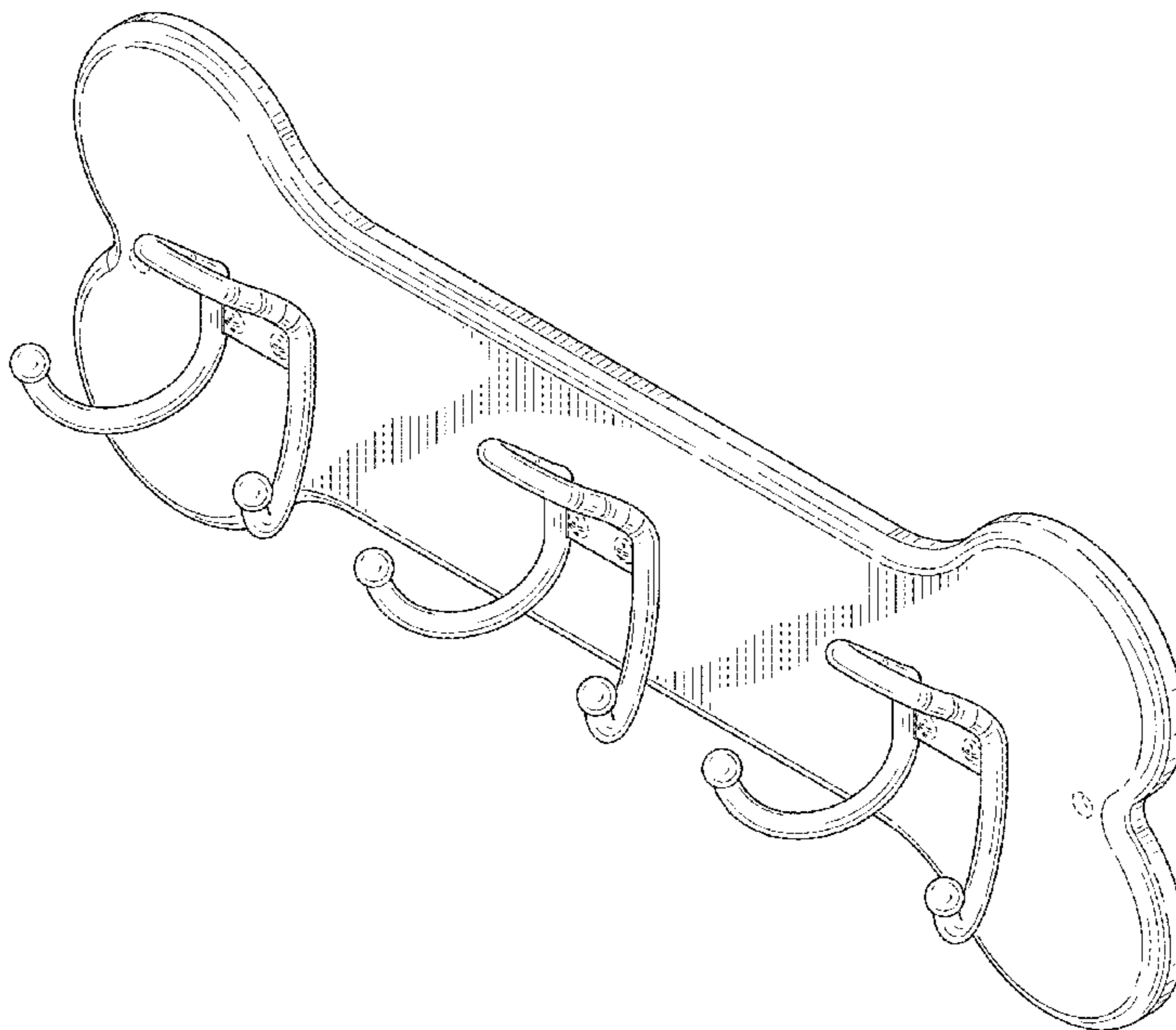
(57) **CLAIM**  
The ornamental design for a hook rail, as shown and described.

**DESCRIPTION**

FIG. 1 is a perspective view thereof;  
FIG. 2 is a front elevational view thereof;  
FIG. 3 is a rear elevational view thereof;  
FIG. 4 is a left side elevational view thereof;  
FIG. 5 is a right side elevational view thereof;  
FIG. 6 is a top plan view thereof; and,  
FIG. 7 is a bottom plan view thereof.  
The broken-line disclosure in the views represents portions of the article in which the claimed design is embodied, but which form no part of the claimed design.

**1 Claim, 5 Drawing Sheets**

- (56) **References Cited**  
U.S. PATENT DOCUMENTS
- |               |         |                    |           |
|---------------|---------|--------------------|-----------|
| D13,698 S *   | 3/1883  | Hotchkiss .....    | D8/371    |
| 4,464,440 A * | 8/1984  | Dotzman .....      | 428/542.4 |
| D324,314 S *  | 3/1992  | Licari et al. .... | D6/323    |
| 5,832,572 A * | 11/1998 | Norrby .....       | 24/600.9  |
| D426,390 S *  | 6/2000  | Green et al. ....  | D6/323    |
| D430,791 S *  | 9/2000  | Henry et al. ....  | D8/367    |
| D444,377 S *  | 7/2001  | Harvey .....       | D8/371    |
| D446,158 S *  | 8/2001  | Benjamin .....     | D11/158   |



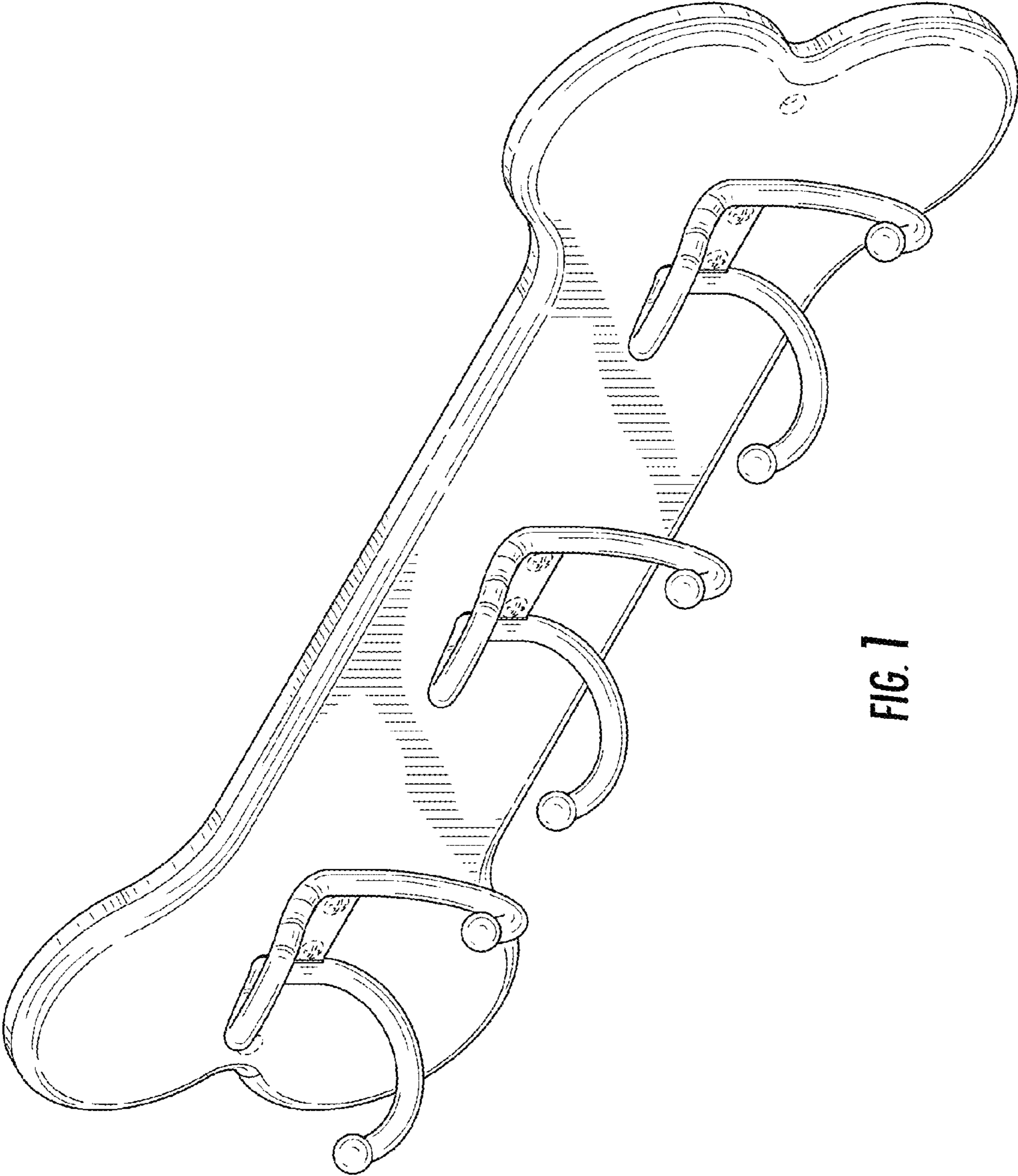


FIG. 1

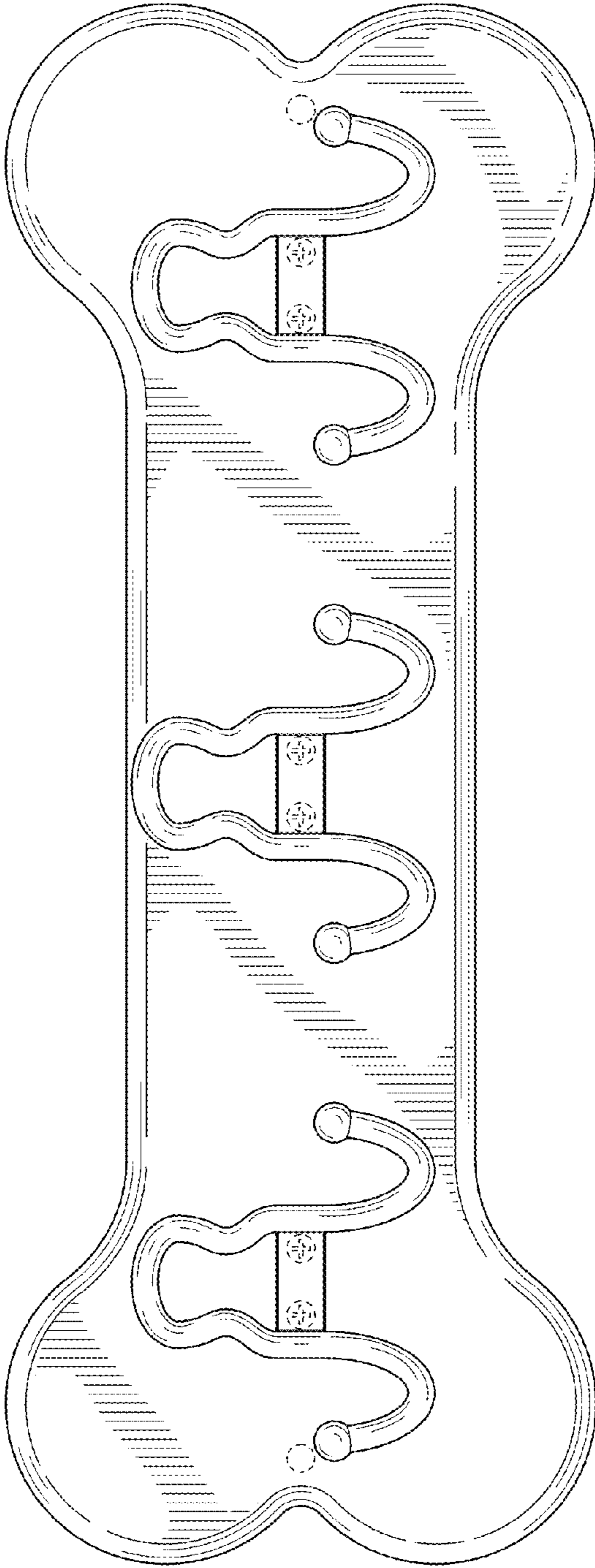


FIG. 2


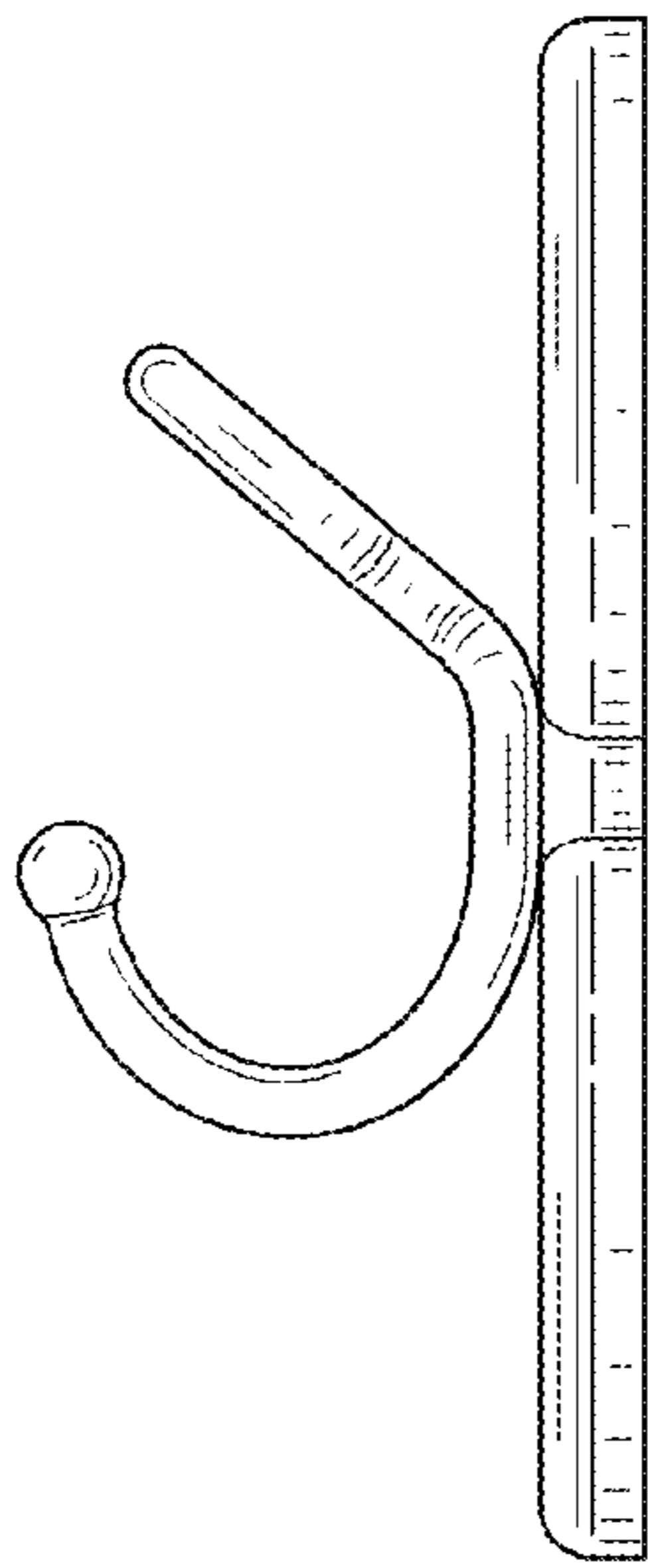
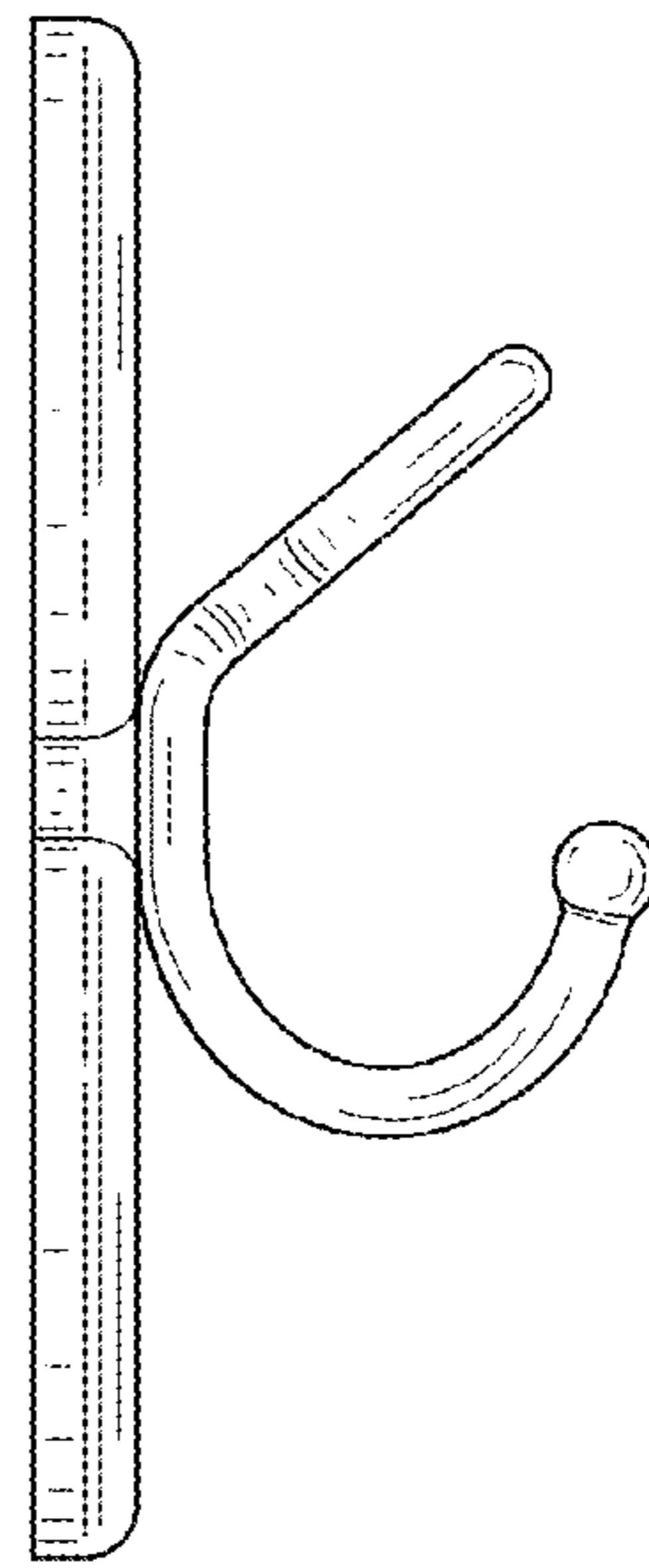


FIG. 3



**FIG. 4**



**FIG. 5**

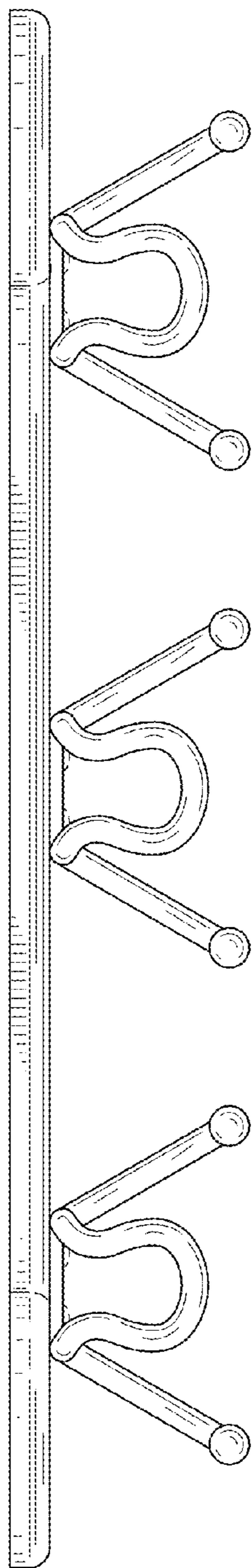


FIG. 6

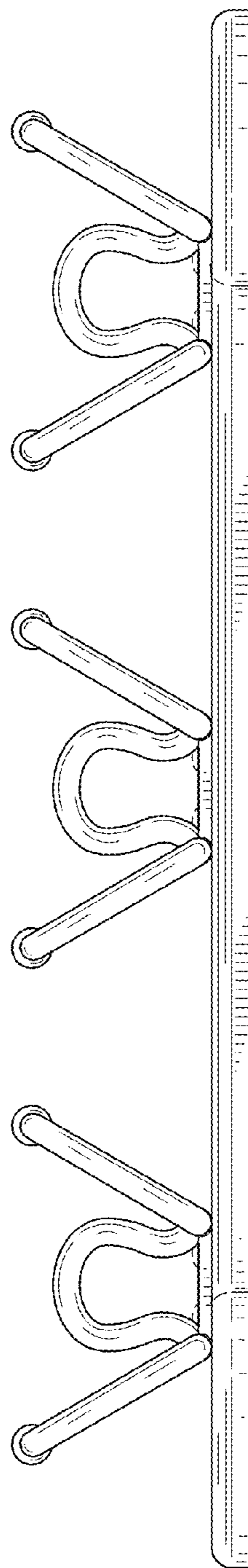


FIG. 7