



US00D706595S

(12) **United States Design Patent**  
**Kaye, Jr. et al.**

(10) **Patent No.:** **US D706,595 S**  
(45) **Date of Patent:** **\*\* Jun. 10, 2014**

- (54) **OSCILLATING CUTTING BLADE**
- (71) Applicant: **Black & Decker Inc.**, Newark, DE (US)
- (72) Inventors: **Thomas R. Kaye, Jr.**, Bel Air, MD (US); **James R. Niblett**, Columbia, MD (US)
- (73) Assignee: **Black & Decker Inc.**, Newark, DE (US)
- (\*\*) Term: **14 Years**
- (21) Appl. No.: **29/455,459**
- (22) Filed: **May 21, 2013**
- (51) **LOC (10) Cl.** ..... **08-03**
- (52) **U.S. Cl.**  
USPC ..... **D8/20**
- (58) **Field of Classification Search**  
USPC ..... 30/92, 124, 347, 166.3, 388; 83/835, 83/697, 491; 606/172, 176, 178, 84, 79, 606/86 R; D8/8, 97, 20, 23; D24/146  
See application file for complete search history.

D603,232	S	*	11/2009	Gutowski et al.	.....	D8/20
D605,005	S	*	12/2009	Benson	.....	D8/20
D681,081	S	*	4/2013	Neal et al.	.....	D15/139
D681,082	S	*	4/2013	Neal et al.	.....	D15/139
2001/0041524	A1	*	11/2001	Steiger et al.	.....	451/356
2002/0104421	A1	*	8/2002	Wurst	.....	83/835
2002/0133186	A1	*	9/2002	Kullmer	.....	606/178
2007/0068009	A1	*	3/2007	Fenton	.....	30/347
2007/0283572	A1		12/2007	Saiz		
2007/0283576	A1		12/2007	Saiz		
2009/0013540	A1	*	1/2009	Bohne	.....	30/388
2011/0094112	A1		4/2011	Patterson		
2011/0288555	A1	*	11/2011	Szanto	.....	606/84
2012/0144676	A1		6/2012	Davidian et al.		
2012/0144971	A1		6/2012	Bohne		
2012/0255417	A1	*	10/2012	Frueh et al.	.....	83/835
2012/0311876	A1	*	12/2012	Zhang	.....	30/347

**FOREIGN PATENT DOCUMENTS**

DE	19613538	C1	7/1997
EP	0695607	A1	2/1996
EP	2172317	A1	4/2010

\* cited by examiner

*Primary Examiner* — Deanna L Pratt

*Assistant Examiner* — Ieisha Price

(74) *Attorney, Agent, or Firm* — Scott B. Markow

(56) **References Cited**

**U.S. PATENT DOCUMENTS**

1,455,621	A	*	5/1923	Joyner	.....	30/166.3
2,006,874	A		7/1935	Rich		
2,141,224	A		12/1938	Rich		
2,557,364	A		6/1951	Treace		
3,852,881	A	*	12/1974	Treace	.....	30/92
D237,452	S	*	11/1975	Hall et al.	.....	D8/20
4,615,119	A	*	10/1986	Johnson et al.	.....	30/276
4,637,391	A	*	1/1987	Schlein	.....	606/172
4,821,609	A		4/1989	Rushbrook et al.		
5,142,780	A		9/1992	Brewer		
D351,907	S	*	10/1994	Matthai et al.	.....	D24/146
6,540,760	B2	*	4/2003	Austring et al.	.....	606/166
D516,394	S	*	3/2006	Chen	.....	D8/16
7,189,239	B2		3/2007	Fisher et al.		
D580,241	S	*	11/2008	Fraga et al.	.....	D8/20

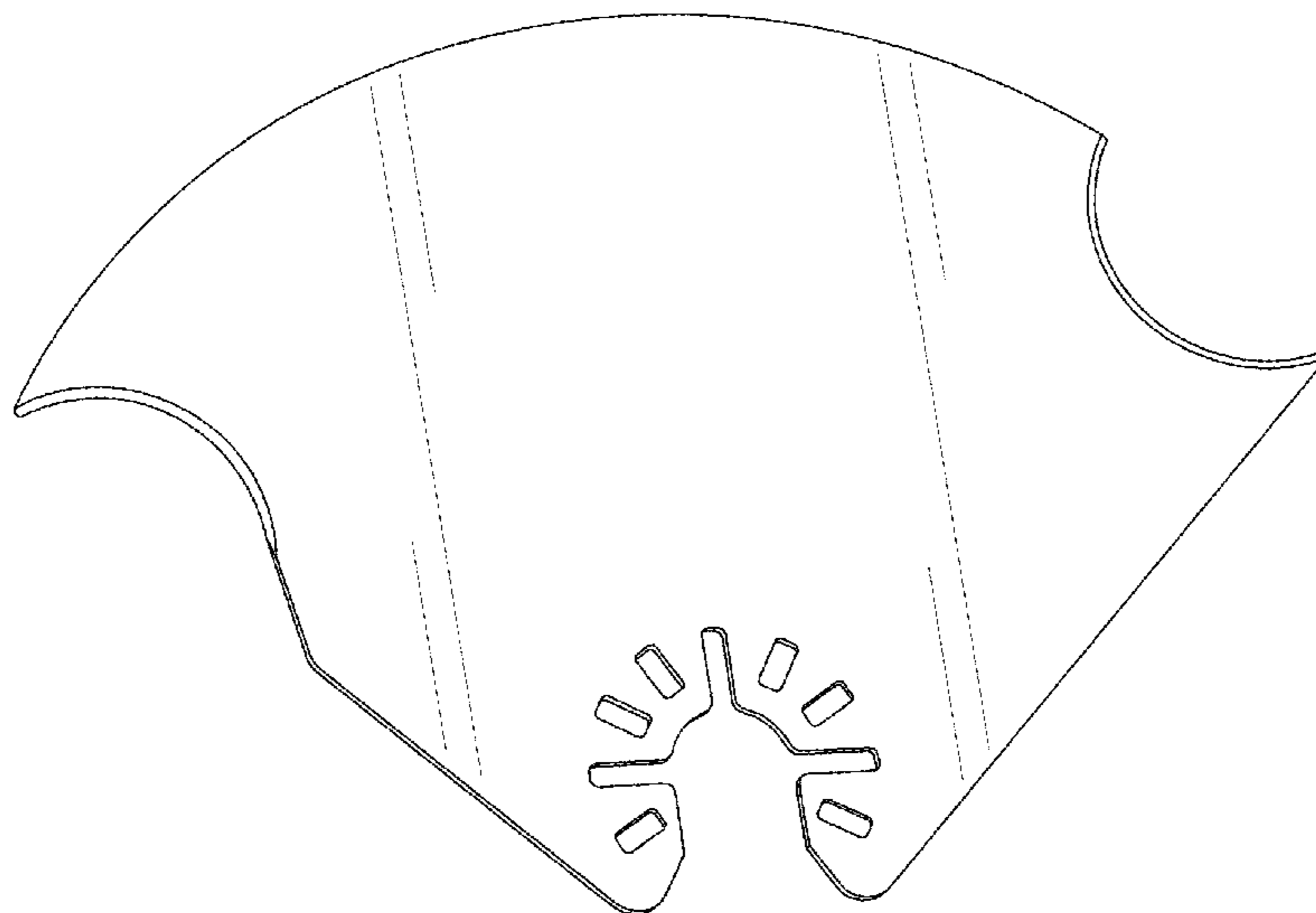
(57) **CLAIM**

The ornamental design for an oscillating cutting blade, as shown and described.

**DESCRIPTION**

FIG. 1 is a perspective view of the oscillating cutting blade.  
FIG. 2 is a front view thereof  
FIG. 3 is a rear view thereof.  
FIG. 4 is a left view thereof.  
FIG. 5 is a right view thereof.  
FIG. 6 is a top view thereof; and,  
FIG. 7 is a bottom view thereof.

**1 Claim, 5 Drawing Sheets**



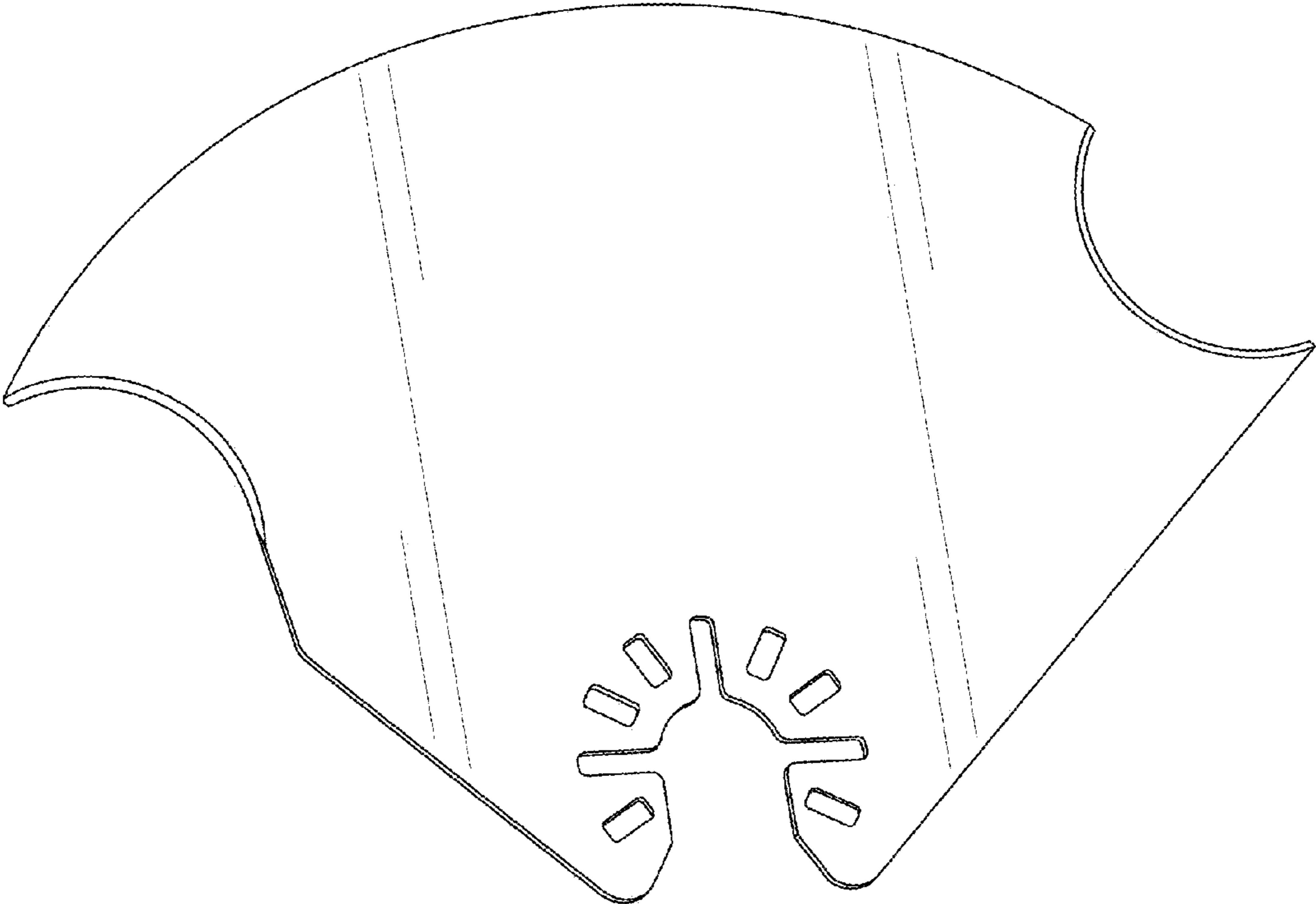


FIG. 1

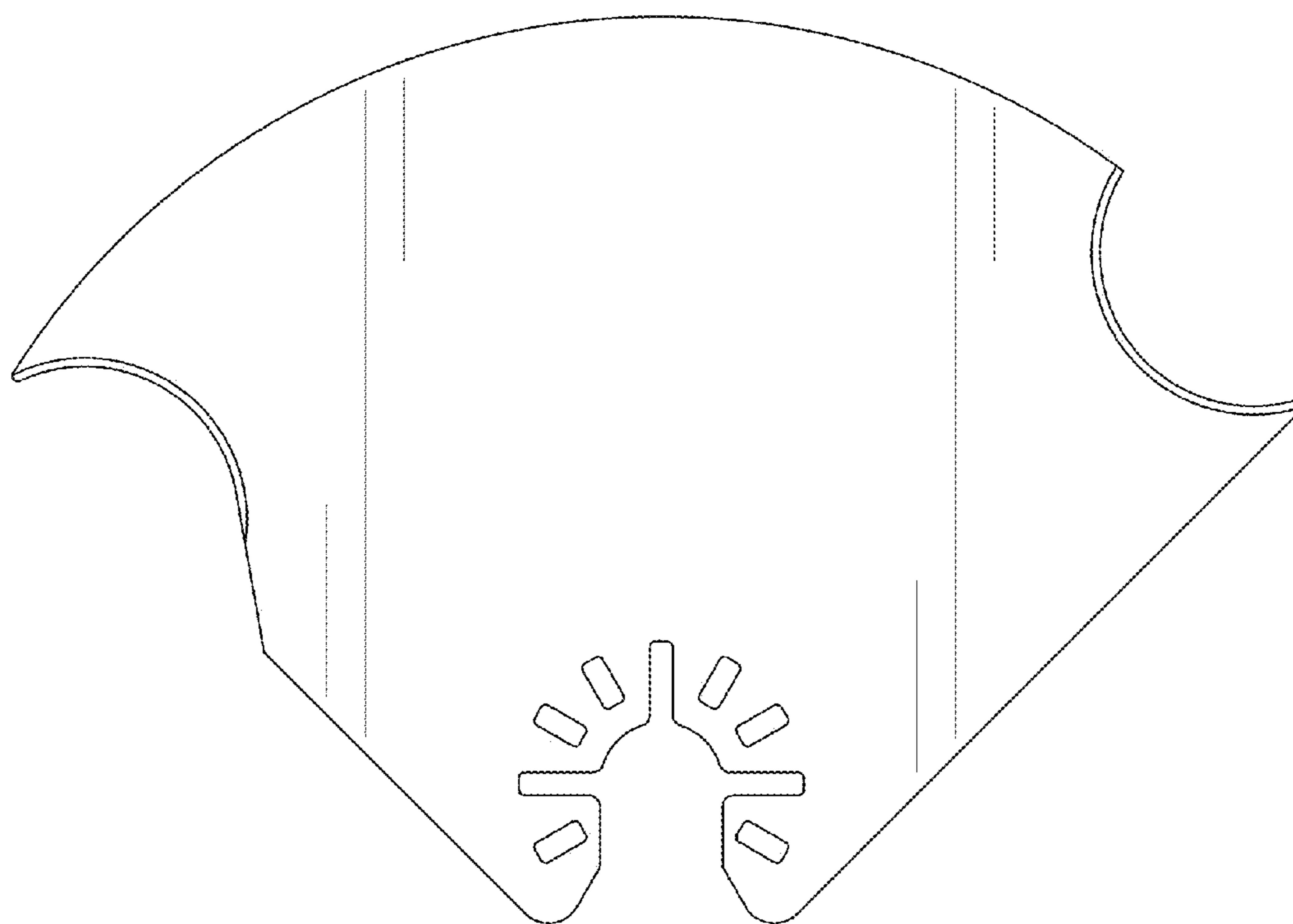


FIG. 2

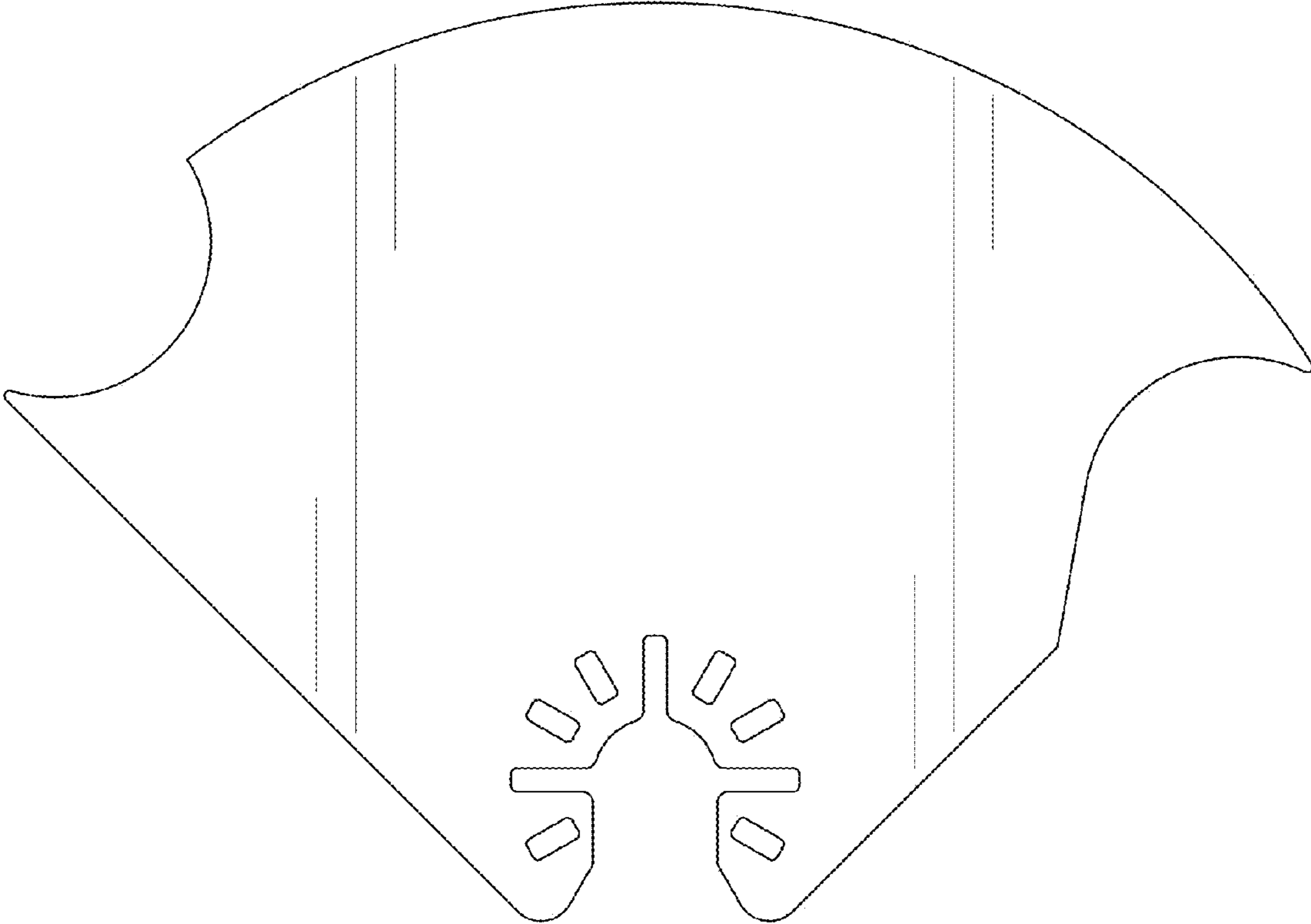


FIG. 3



FIG. 4



FIG. 5



FIG. 6



FIG. 7