



US00D706589S

(12) **United States Design Patent**
Seo

(10) **Patent No.:** **US D706,589 S**
(45) **Date of Patent:** **** Jun. 10, 2014**

(54) **PEELING KNIFE**

(71) Applicant: **Young Dae Seo**, Gyonggi-do (KR)

(72) Inventor: **Young Dae Seo**, Gyonggi-do (KR)

(**) Term: **14 Years**

(21) Appl. No.: **29/440,528**

(22) Filed: **Dec. 21, 2012**

(30) **Foreign Application Priority Data**

Jun. 26, 2012 (KR) 30-2012-0031169

(51) **LOC (10) Cl.** **07-04**

(52) **U.S. Cl.**
USPC **D7/693**

(58) **Field of Classification Search**
USPC D7/693-696, 368, 669; 426/132;
99/541, 590, 584; 30/123,
30/123.5-123.7; 7/110, 113
See application file for complete search history.

(56) **References Cited**

U.S. PATENT DOCUMENTS

2,046,334 A * 7/1936 Loeber 30/169

D203,209 S * 12/1965 Gruska D7/412
3,237,299 A * 3/1966 Gibbs 30/123.7
D253,219 S * 10/1979 Meyer D7/693
2006/0200912 A1 * 9/2006 Jackson et al. 7/110

* cited by examiner

Primary Examiner — Terry Wallace

(74) *Attorney, Agent, or Firm* — Clements Bernard PLLC;
Christopher L. Bernard; Lawrence A. Baratta, Jr.

(57) **CLAIM**

The ornamental design for a peeling knife, as shown and described.

DESCRIPTION

FIG. 1 is a top, front perspective view of the peeling knife showing my new design.
FIG. 2 is a side view thereof.
FIG. 3 is an opposite side view thereof.
FIG. 4 is a front view thereof.
FIG. 5 is a rear view thereof.
FIG. 6 is a top plan view thereof.
FIG. 7 is a bottom plan view thereof; and,
FIG. 8 is a cross section view taken along line 8-8 of 7.

1 Claim, 3 Drawing Sheets

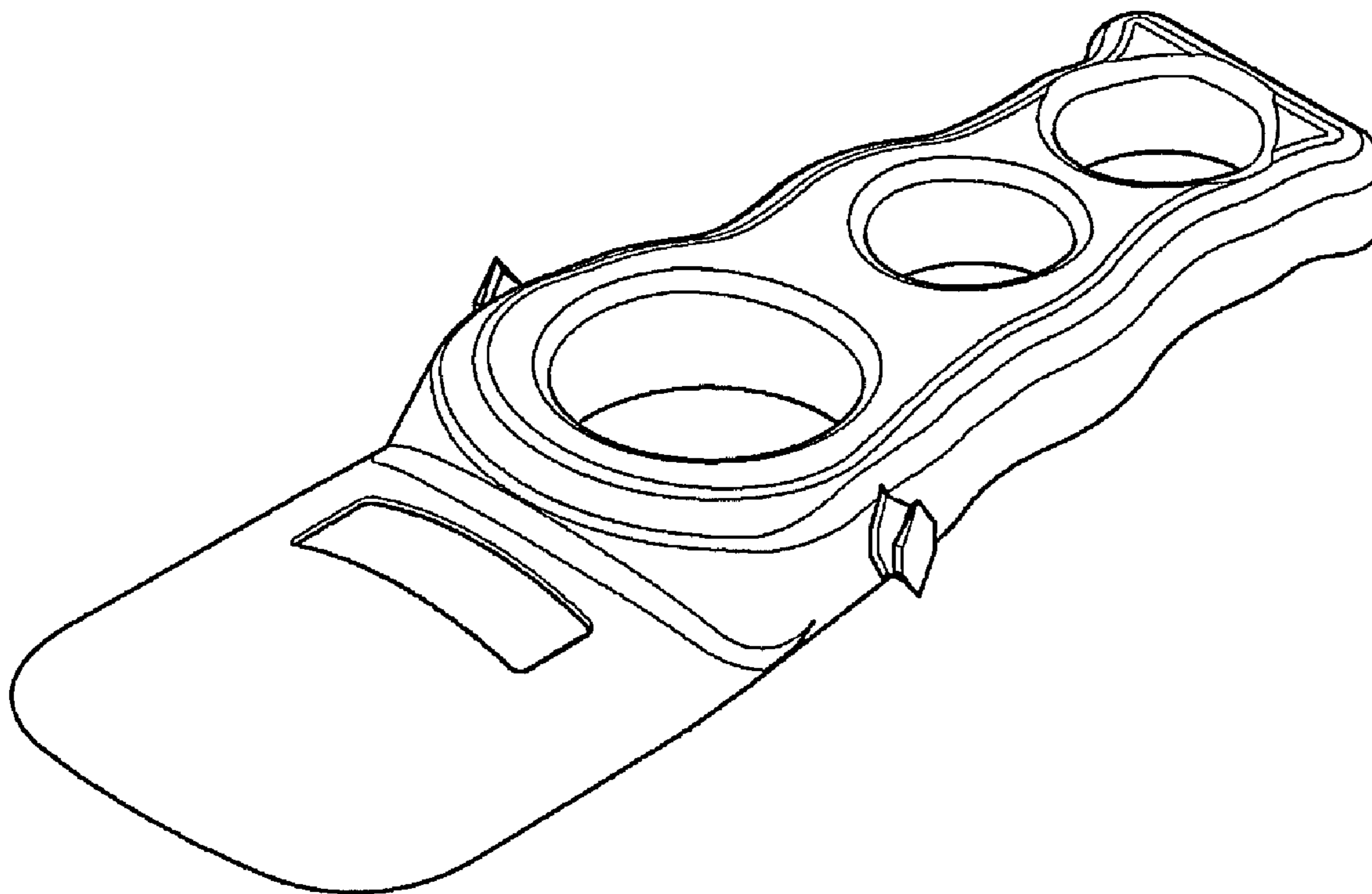


FIG. 1

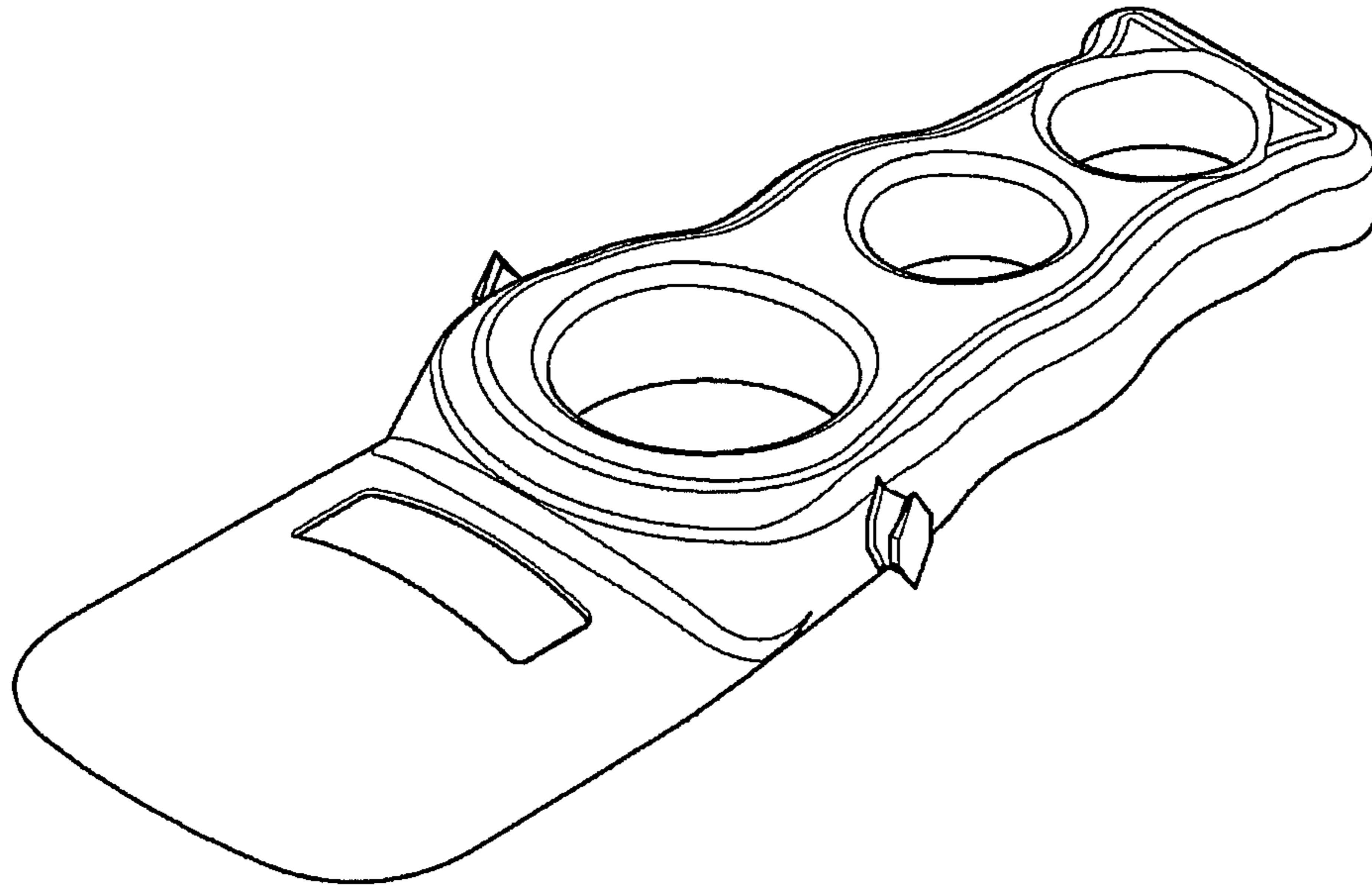


FIG. 2

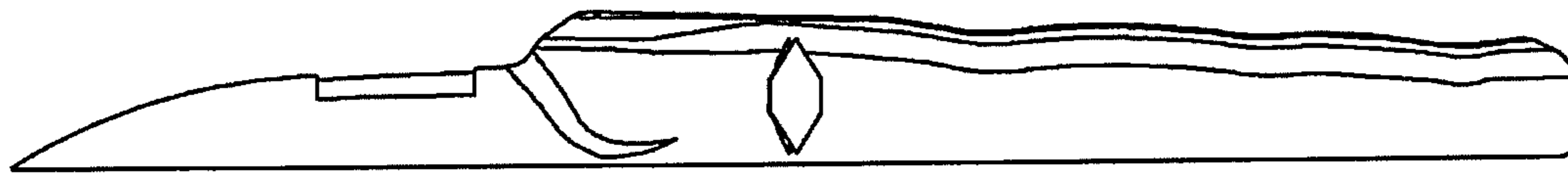


FIG. 3

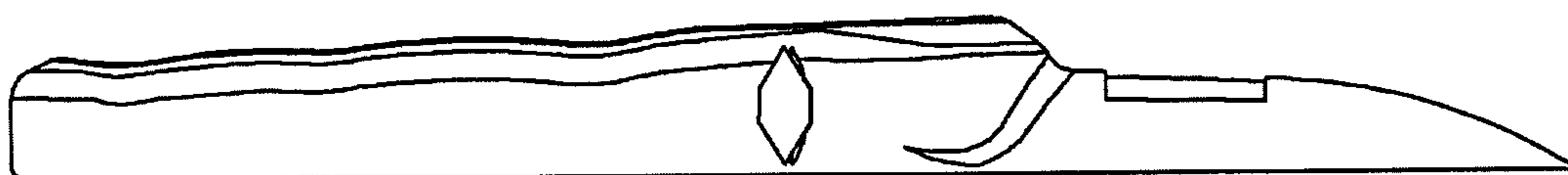


FIG. 4




FIG. 5




FIG. 6

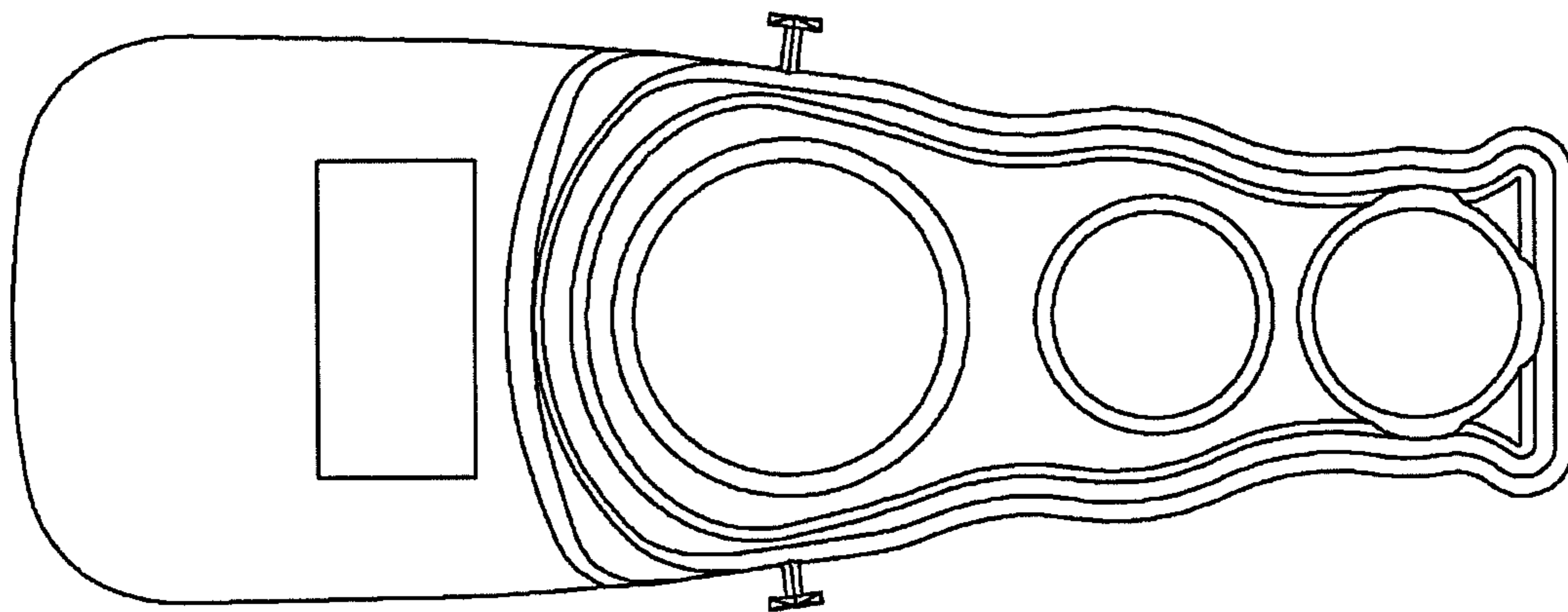


FIG. 7

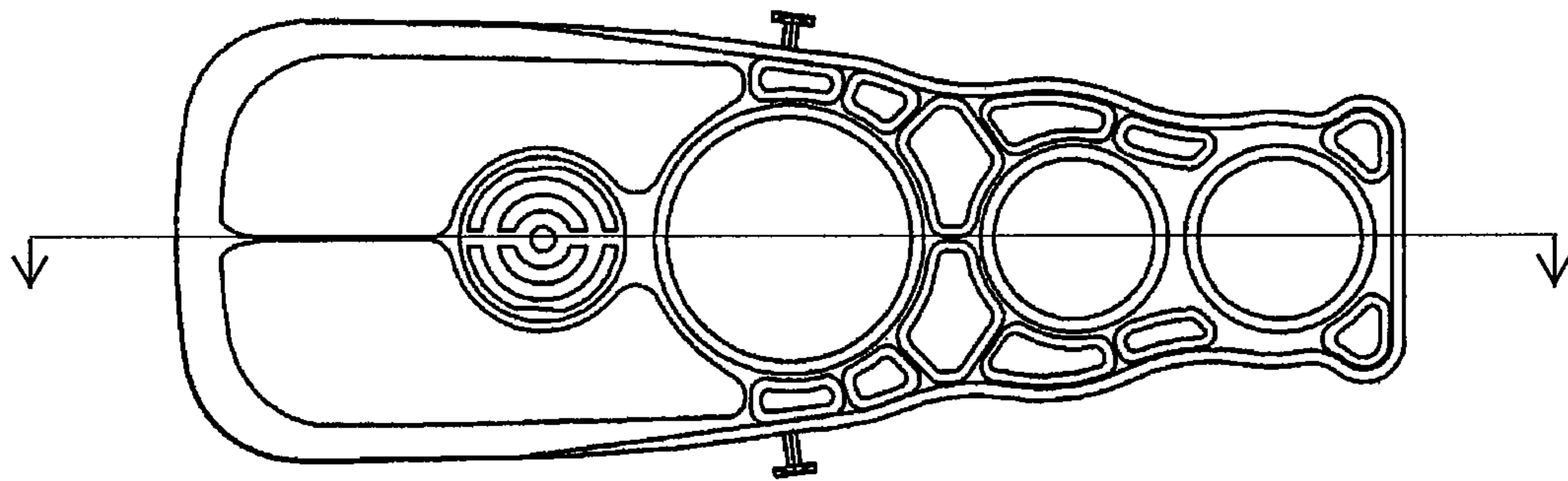


FIG. 8

