

US00D706585S

(12) **United States Design Patent**  
**Tulino**

(10) **Patent No.:** **US D706,585 S**  
(45) **Date of Patent:** **\*\* Jun. 10, 2014**

(54) **ICE CREAM SCOOP**

FOREIGN PATENT DOCUMENTS

(71) Applicant: **Conopco, Inc.**, Englewood Cliffs, NJ  
(US)

WO WO2006123117 11/2006

(72) Inventor: **Alberto Tulino**, Naples (IT)

OTHER PUBLICATIONS

(73) Assignee: **Conopco, Inc.**, Englewood Cliffs, NJ  
(US)

Co-pending Community Design Registration No. 00215322-0001  
registered Dec. 13, 2012.

(\*\*) Term: **14 Years**

Co-pending Community Design Registration No. 002152488-0001  
registered Dec. 13, 2013.

(21) Appl. No.: **29/457,197**

Co-pending Community Design Registration No. 002152538-0001  
registered Dec. 13, 2013.

(22) Filed: **Jun. 7, 2013**

Co-pending application No. EP12186506 filed Sep. 28, 2012.

(30) **Foreign Application Priority Data**

\* cited by examiner

Dec. 13, 2012 (EM) ..... 0021523710001

*Primary Examiner* — Terry Wallace

(51) **LOC (10) Cl.** ..... **07-99**

(74) *Attorney, Agent, or Firm* — Gerard J. McGowan, Jr.

(52) **U.S. Cl.**

USPC ..... **D7/681**

(58) **Field of Classification Search**

USPC ..... D7/680–696, 368, 669; 30/324–328;  
425/187, 276–286, 299, DIG. 13;  
294/176–180

See application file for complete search history.

(56) **References Cited**

U.S. PATENT DOCUMENTS

1,703,243	A	2/1929	Mills	
1,705,533	A	3/1929	Patzer	
1,712,317	A *	5/1929	Truesdell	425/281
1,831,386	A	11/1931	Harris	
2,250,150	A *	7/1941	Cameron	425/283
2,537,361	A *	1/1951	Massey	425/279
2,740,365	A *	4/1956	Phillips et al.	425/286
2,786,429	A *	3/1957	Barry	425/286
4,309,162	A *	1/1982	Parker	425/126.2
4,859,168	A	8/1989	Calder	
D415,662	S *	10/1999	Schneider	D7/700
D475,899	S *	6/2003	Ming-Shiue	D7/681
D487,676	S *	3/2004	Overthun et al.	D7/681
D560,446	S *	1/2008	Chan	D7/681

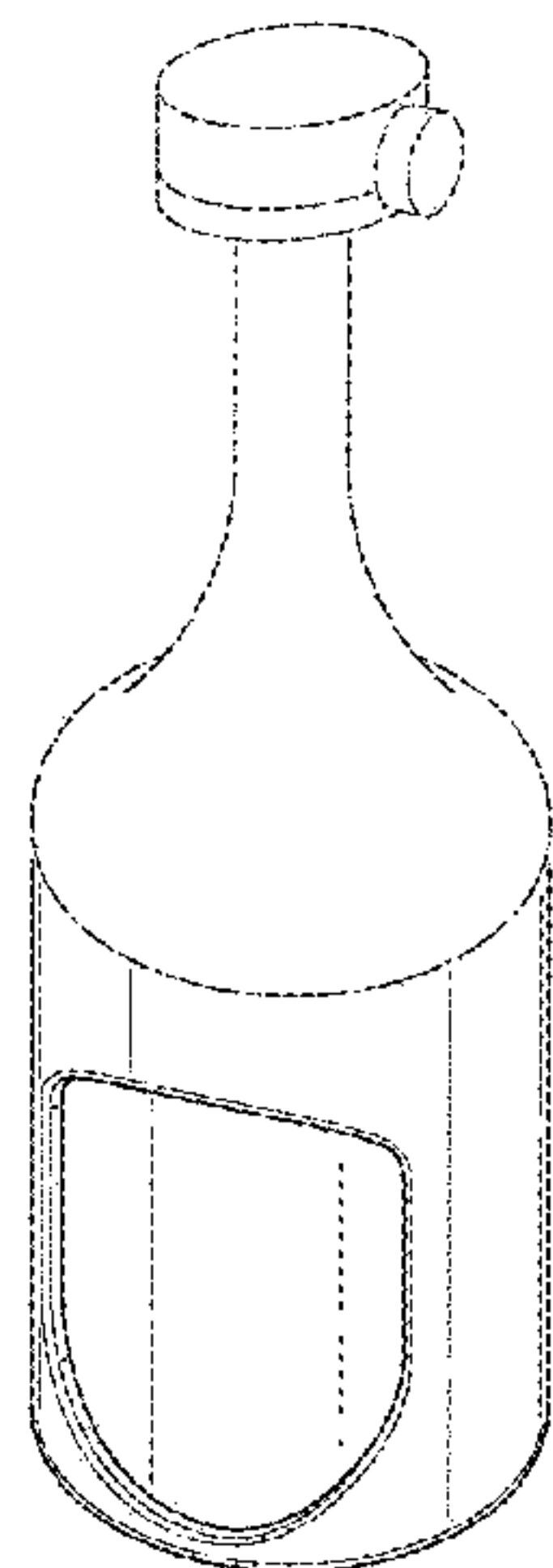
(57) **CLAIM**

An ornamental design for an ice cream scoop, as shown and described.

**DESCRIPTION**

FIG. 1 is a perspective view of an ice cream scoop in accordance with our new design,  
FIG. 2 is a front view of an ice cream scoop in accordance with our new design,  
FIG. 3 is a rear view of an ice cream scoop in accordance with our new design,  
FIG. 4 is a right side view of an ice cream scoop in accordance with our new design,  
FIG. 5 is a left side view of an ice cream scoop in accordance with our new design,  
FIG. 6 is a top view of an ice cream scoop in accordance with our new design; and,  
FIG. 7 is an underneath plan view of an ice cream scoop in accordance with our new design.  
The broken lines are for illustrative purposes only and form no part of the claimed design.

**1 Claim, 4 Drawing Sheets**



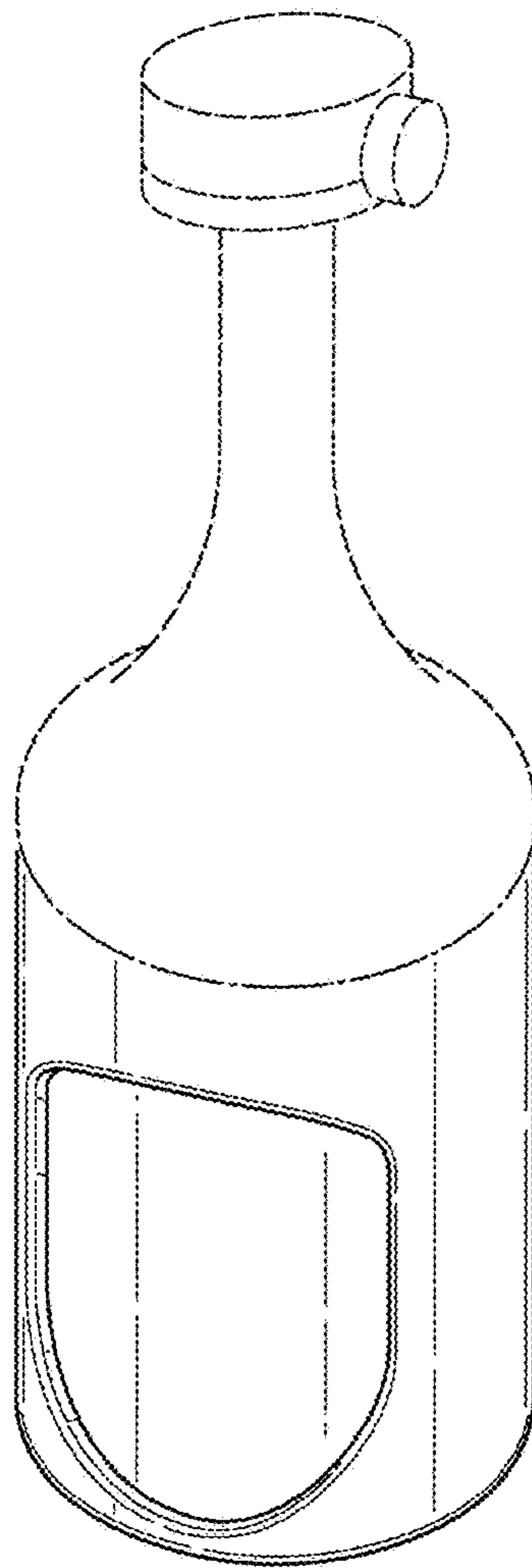


Fig. 1

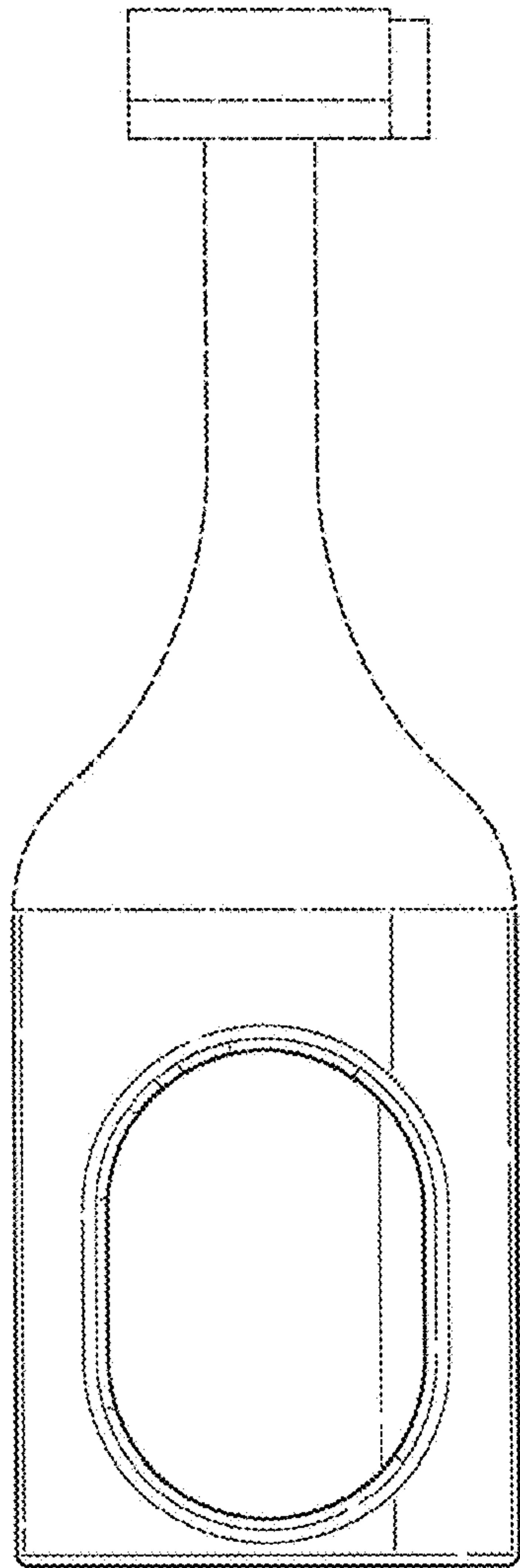


Fig. 2

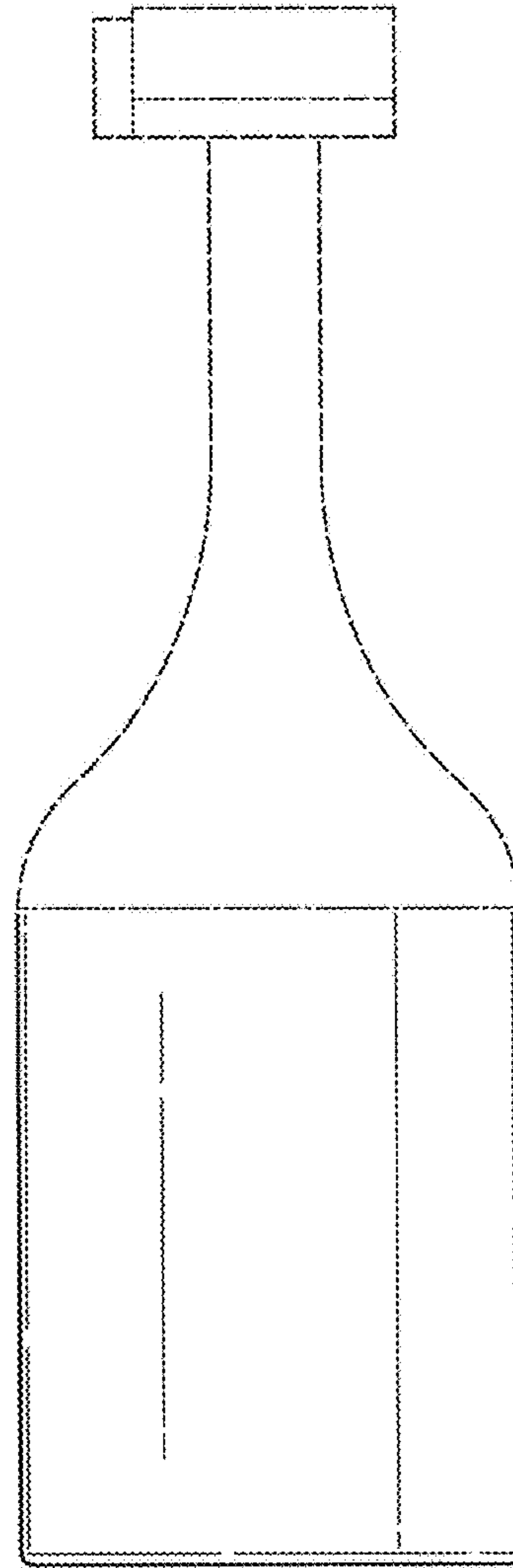


Fig. 3

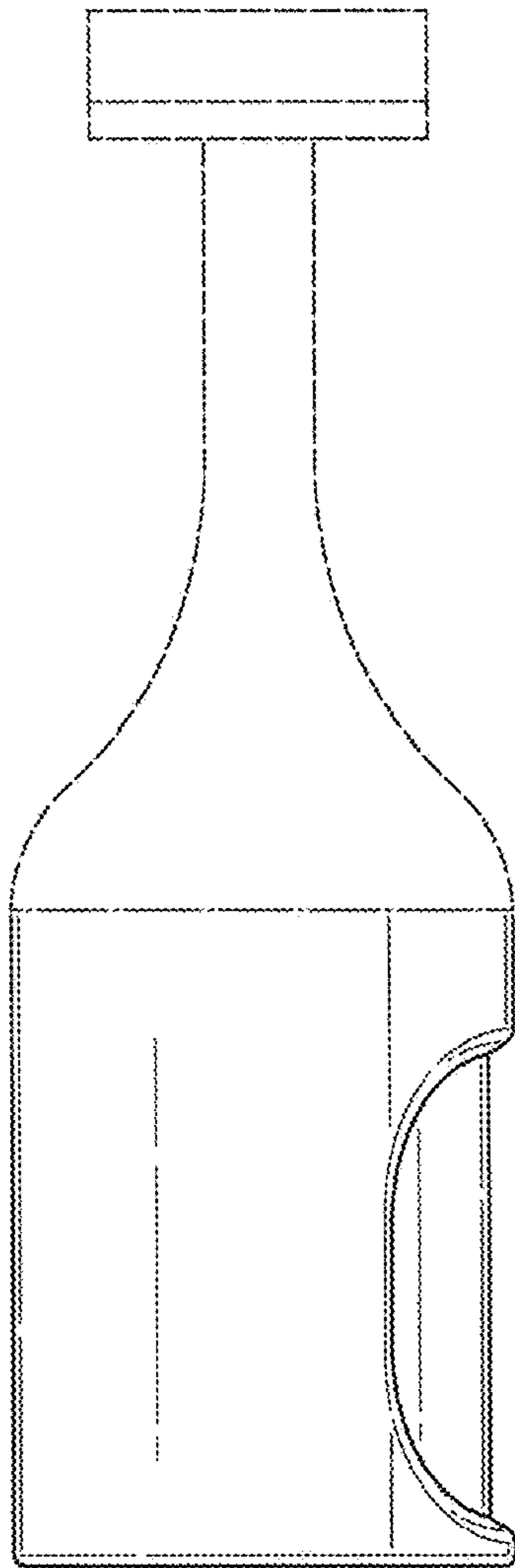


Fig. 4

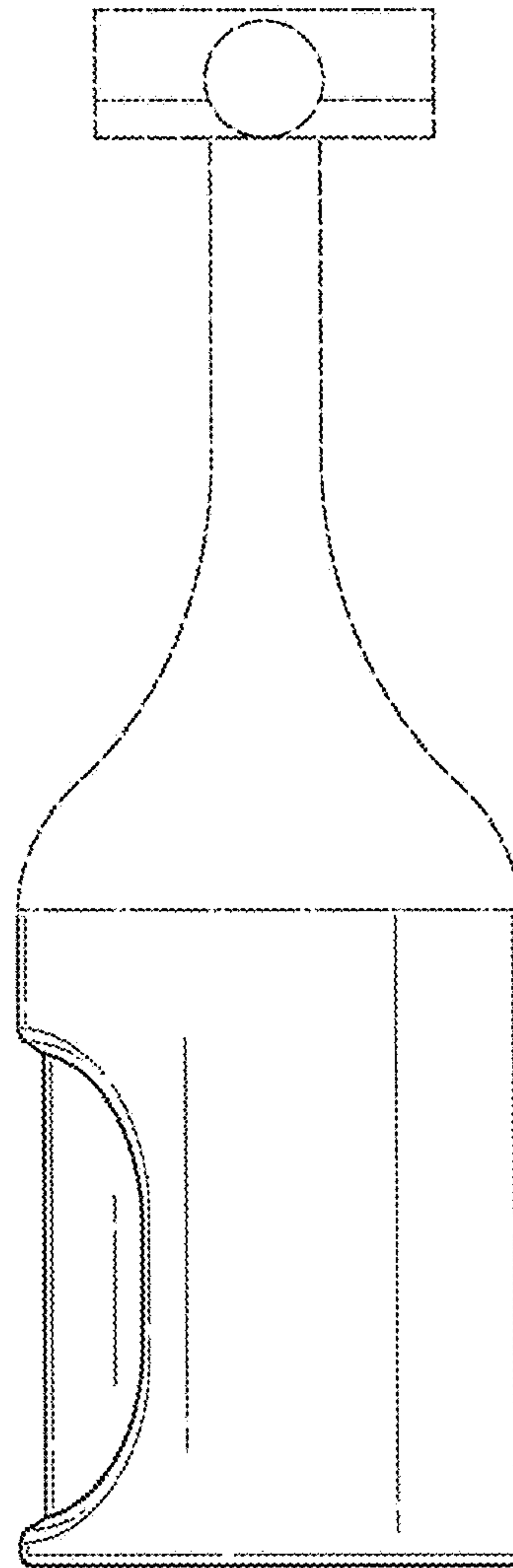


Fig. 5

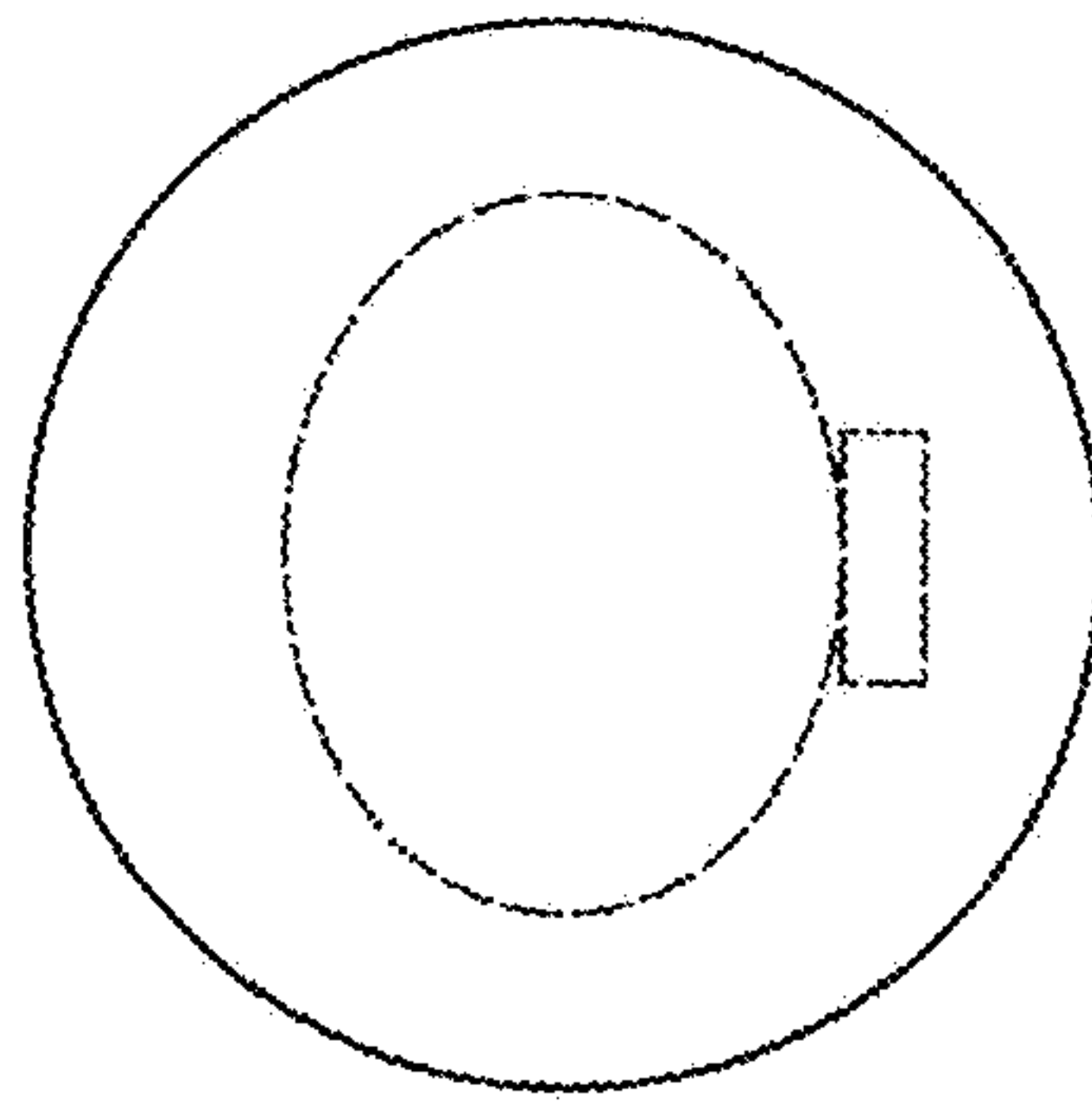


Fig. 6




Fig. 7