



US00D706576S

(12) **United States Design Patent**
Boo et al.

(10) **Patent No.:** **US D706,576 S**
(45) **Date of Patent:** **** Jun. 10, 2014**

(54) **ELECTRIC COOKTOP**

(71) Applicant: **Samsung Electronics Co., Ltd.**,
Suwon-si (KR)

(72) Inventors: **Min-Hyoung Boo**, Seoul (KR);
Kang-Doo Kim, Seoul (KR); **Hyun-Soo Kim**,
Sungnam-Si (KR)

(73) Assignee: **Samsung Electronics Co., Ltd.**,
Suwon-si (KR)

(**) Term: **14 Years**

(21) Appl. No.: **29/455,292**

(22) Filed: **May 20, 2013**

(30) **Foreign Application Priority Data**

Nov. 21, 2012 (KR) 30-2012-0055649

(51) **LOC (10) Cl.** **07-02**

(52) **U.S. Cl.**
USPC **D7/407**

(58) **Field of Classification Search**
USPC D7/323, 340-348, 402-409, 362;
126/39 B, 211, 217-218, 214 C, 214 R,
126/215-216, 152 R; 219/460.1, 506
See application file for complete search history.

(56) **References Cited**

U.S. PATENT DOCUMENTS

D230,390 S *	2/1974	Tyke	D7/346
D271,269 S *	11/1983	Vetter et al.	D7/407
D277,448 S *	2/1985	Vetter et al.	D7/346
D277,449 S *	2/1985	Vetter et al.	D7/346
D384,239 S *	9/1997	Wilsdorf	D7/346
D386,945 S *	12/1997	Mendoza et al.	D7/402
D422,839 S *	4/2000	Marchand	D7/405
6,263,869 B1 *	7/2001	Abernethy	126/211
D462,573 S *	9/2002	Staebler et al.	D7/407
D462,866 S *	9/2002	Resuello et al.	D7/346

D464,845 S *	10/2002	Shin	D7/346
D495,919 S *	9/2004	De Mello	D7/340
D500,628 S *	1/2005	Laundroche et al.	D7/346
D506,637 S *	6/2005	Tanaka	D7/346
D508,366 S *	8/2005	Wilsdorf	D7/346
D508,630 S *	8/2005	Grützke et al.	D7/346
D509,095 S *	9/2005	Grützke et al.	D7/346
D509,096 S *	9/2005	Grützke et al.	D7/346
D509,097 S *	9/2005	Grützke et al.	D7/346
D509,988 S *	9/2005	Grützke et al.	D7/346
D511,641 S *	11/2005	Kim	D7/346
D511,927 S *	11/2005	Grützke et al.	D7/346
D513,922 S *	1/2006	Grützke et al.	D7/346
D560,956 S *	2/2008	Shin et al.	D7/346
D568,673 S *	5/2008	Tanaka	D7/346
D568,674 S *	5/2008	Tanaka	D7/346
D609,960 S *	2/2010	Cutino	D7/346

* cited by examiner

Primary Examiner — T. Chase Nelson

Assistant Examiner — Mark Cavanna

(74) *Attorney, Agent, or Firm* — NSIP Law

(57) **CLAIM**

The ornamental design for an electric cooktop, as shown and described.

DESCRIPTION

FIG. 1 is a front perspective view of an electric cooktop, showing our new design;

FIG. 2 is a front view thereof;

FIG. 3 is a rear view thereof;

FIG. 4 is a left-side view thereof;

FIG. 5 is a right-side view thereof;

FIG. 6 is a top plan view thereof; and,

FIG. 7 is a bottom plan view thereof.

The broken lines illustrating portions of the electric cooktop are for environmental purposes only and form no part of the claimed design. The dot dash lines in the figures represent an unclaimed boundary line and form no part of the claimed design. The diagonal shading lines in FIGS. 1 and 6 represent a reflective surface.

1 Claim, 5 Drawing Sheets

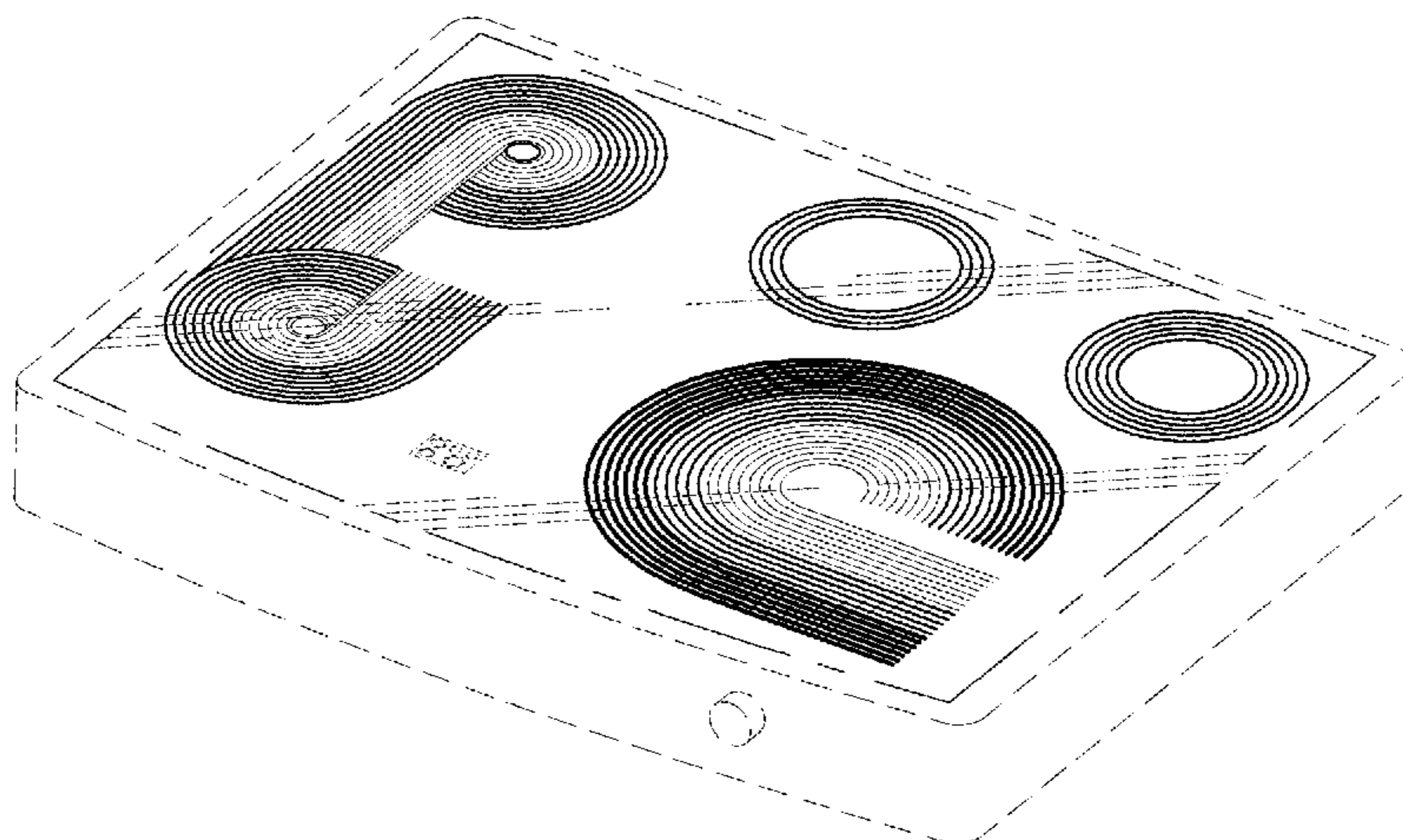


FIG. 1

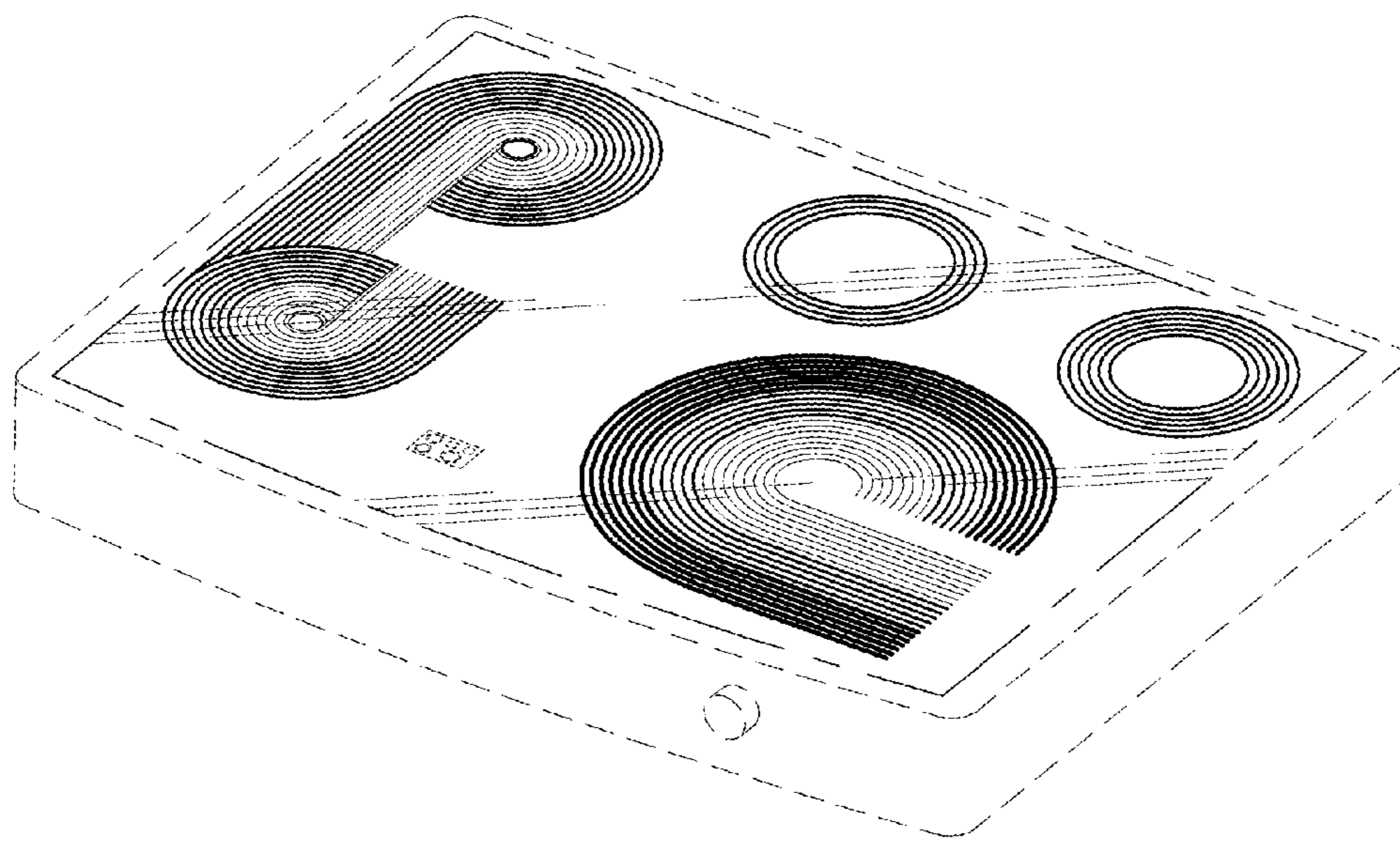


FIG. 2



FIG. 3




FIG. 4



FIG. 5




FIG. 6

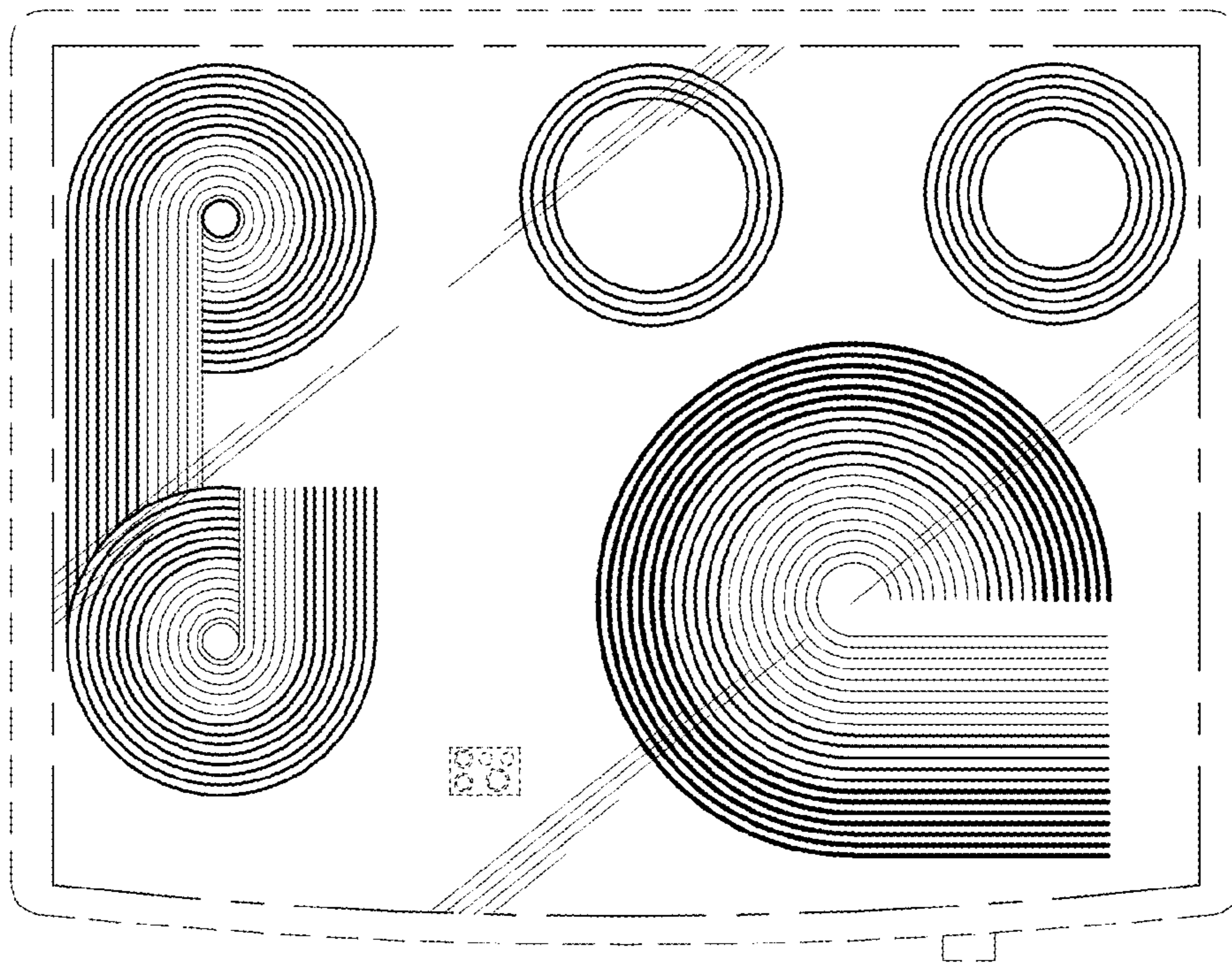


FIG. 7

