

US00D706564S

(12) **United States Design Patent**
Jamison et al.

(10) **Patent No.:** **US D706,564 S**
(45) **Date of Patent:** **** Jun. 10, 2014**

(54) **PORTION OF AN EXAMINATION CHAIR**

3,198,574 A 8/1965 Hayashi et al.
3,259,355 A 7/1966 Slouka
D206,532 S 12/1966 Gardella

(71) Applicant: **Reliance Medical Products, Inc.**,
Mason, OH (US)

(Continued)

(72) Inventors: **Chris M. Jamison**, West Chester, OH
(US); **Ray Wright**, Loudon, TN (US);
Antonio Belton, Richton Park, IL (US);
Dominik J. Beck, Menlo Park, CA (US)

OTHER PUBLICATIONS

Topcon IS-2500 Instrument Stand. Cal Coast Ophthalmic Instru-
ments, Inc. Copyright 2005. [Retrieved on Sep. 12, 2012]. Retrieved
from the Internet: <URL:http://www.calcoastophthalmic.com/prod-
ucts/stands/topcon IS2500/>.

(73) Assignee: **Reliance Medical Products, Inc.**,
Mason, OH (US)

(Continued)

(**) Term: **14 Years**

Primary Examiner — Wan Laymon

(21) Appl. No.: **29/437,486**

(74) *Attorney, Agent, or Firm* — Wood, Herron & Evans,
L.L.P.

(22) Filed: **Nov. 16, 2012**

(57) **CLAIM**

The ornamental design for a portion of an examination chair,
as shown and described.

Related U.S. Application Data

DESCRIPTION

(62) Division of application No. 29/404,346, filed on Oct.
19, 2011, now Pat. No. Des. 680,223.

(51) **LOC (10) Cl.** **06-01**

(52) **U.S. Cl.**
USPC **D6/716; D24/172**

(58) **Field of Classification Search**
USPC D24/172, 176–179, 183–185; D6/329,
D6/334–335, 360–361, 374–375, 379–380,
D6/716, 716.1, 716.4, 348; 297/230.1,
297/445.1, 446.1, 452.12, 452.18, 325,
297/329–330; 351/245–246
See application file for complete search history.

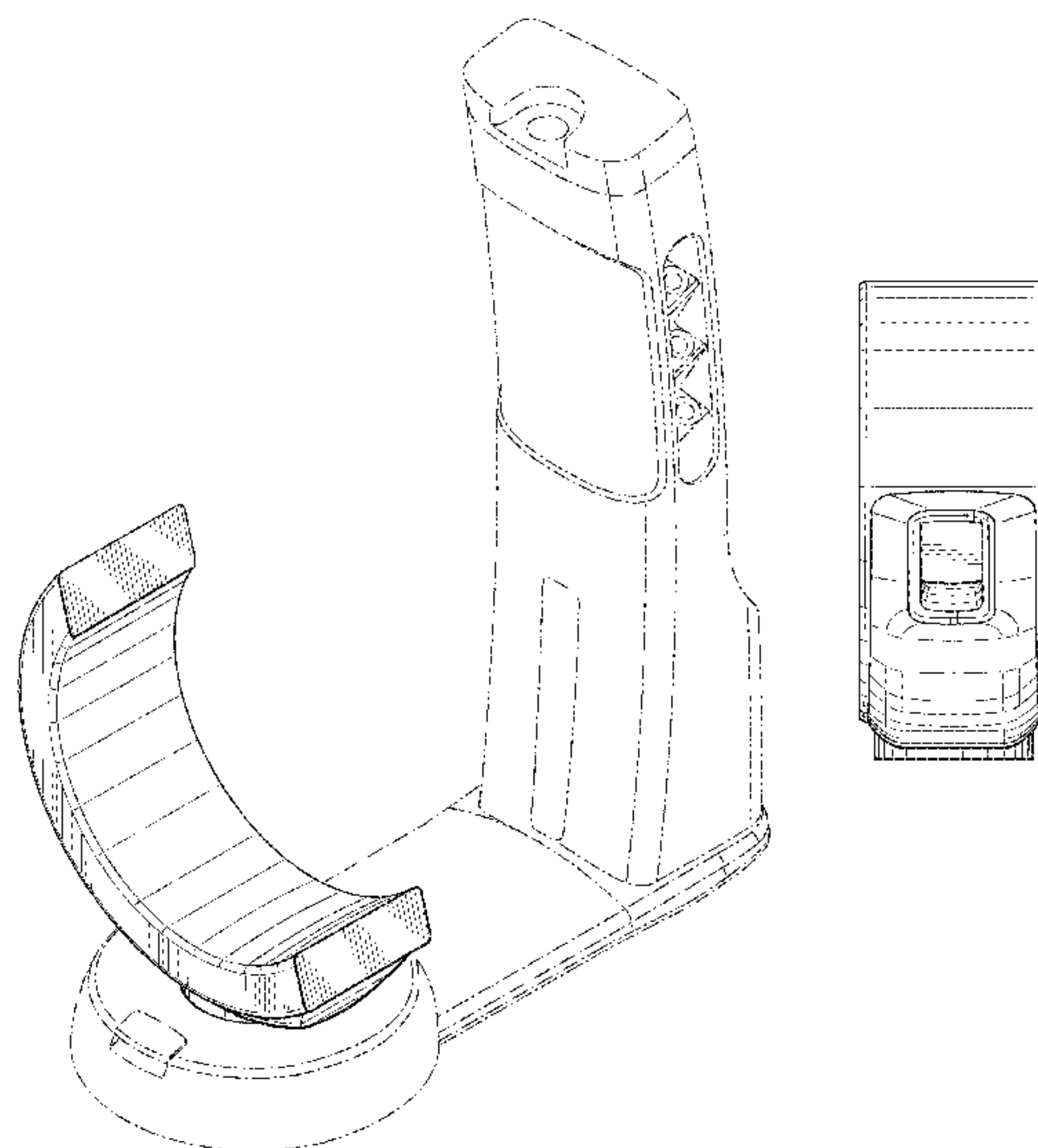
FIG. 1 is a front perspective view of the portion of an exami-
nation chair according to the invention.
FIG. 2 is a rear perspective view of the portion of an exami-
nation chair according to the invention.
FIG. 3 is a front elevational view of the portion of an exami-
nation chair according to the invention.
FIG. 4 is a left side view of the portion of an examination chair
according to the invention, the right side view being a mirror
image of the left side view.
FIG. 5 is a rear view of the portion of an examination chair
according to the invention.
FIG. 6 is a top elevational view of the portion of an examina-
tion chair according to the invention; and,
FIG. 7 is a bottom elevational view of the portion of an
examination chair according to the invention.
Any elements shown in dash-dot lines form no part of the
claimed invention in this application, and are instead included
to show environmental structure associated with the claimed
invention.

(56) **References Cited**

U.S. PATENT DOCUMENTS

2,491,242 A 12/1949 Alexander
D180,350 S 5/1957 Armbruster
2,874,689 A 2/1959 Gavelek
D194,673 S 2/1963 Watlington

1 Claim, 3 Drawing Sheets



(56)

References Cited

U.S. PATENT DOCUMENTS

D206,585 S 1/1967 Gardella
 3,414,324 A 12/1968 Taylor et al.
 3,436,046 A 4/1969 Valeska
 3,486,789 A 12/1969 Taylor et al.
 3,578,379 A 5/1971 Taylor et al.
 3,873,152 A 3/1975 Garas
 D235,274 S 6/1975 Armbruster
 D236,299 S 8/1975 Long
 D263,434 S 3/1982 Miller
 D268,149 S 3/1983 Case
 4,415,203 A 11/1983 Cawley
 4,415,204 A 11/1983 Cavrak
 4,657,217 A 4/1987 Kiesel et al.
 D292,526 S 10/1987 Nakayama
 4,741,506 A 5/1988 Schwaegerle
 D300,657 S 4/1989 Simpkins et al.
 4,852,941 A 8/1989 Jones
 4,910,386 A 3/1990 Johnson
 D321,097 S 10/1991 Jones et al.
 D333,736 S 3/1993 Nordstrom
 5,313,961 A 5/1994 McKee
 5,348,375 A 9/1994 Steininger
 D352,106 S 11/1994 Fanney et al.
 D353,201 S 12/1994 Crook et al.
 D354,176 S 1/1995 Schwaegerle et al.
 D354,177 S 1/1995 Schwaegerle et al.
 5,399,007 A 3/1995 Marconet
 D361,674 S 8/1995 Carter, Sr.
 5,461,965 A 10/1995 Schwaegerle
 5,467,002 A 11/1995 Brooks
 5,480,212 A 1/1996 Marconet
 5,520,363 A 5/1996 Burton et al.
 5,580,023 A 12/1996 Burton et al.
 D378,315 S 3/1997 Schwaegerle et al.
 5,624,159 A 4/1997 Celoni et al.
 D379,409 S 5/1997 Schwaegerle et al.
 5,645,313 A 7/1997 Best et al.
 5,696,574 A 12/1997 Schwaegerle
 5,717,480 A 2/1998 Brooks et al.
 5,777,344 A 7/1998 Hayashi
 D397,259 S 8/1998 Chatani et al.
 D407,379 S 3/1999 Schwaegerle
 5,907,387 A 5/1999 Schwaegerle
 D412,621 S 8/1999 Smith et al.
 D412,801 S 8/1999 Smith et al.
 5,992,934 A 11/1999 Gehrig et al.
 D418,339 S 1/2000 Smith et al.
 D418,686 S 1/2000 Smith et al.
 D419,343 S 1/2000 Smith et al.
 D420,233 S 2/2000 Smith et al.
 D423,262 S 4/2000 Smith et al.

D424,200 S 5/2000 Smith
 D424,337 S 5/2000 Smith et al.
 D425,341 S 5/2000 Smith et al.
 D425,735 S 5/2000 Smith et al.
 D425,991 S 5/2000 Smith et al.
 D426,715 S 6/2000 Smith et al.
 6,095,649 A 8/2000 Brooks et al.
 6,106,065 A 8/2000 Carroll
 D433,588 S 11/2000 Smith et al.
 6,264,329 B1 7/2001 Brooks et al.
 D456,080 S 4/2002 Karlsson
 D456,158 S 4/2002 Van Severen
 6,382,725 B1 5/2002 Carroll
 D458,378 S 6/2002 Bevington
 6,575,575 B2 6/2003 O'Brien et al.
 6,721,976 B2 4/2004 Schwaegerle
 6,736,360 B1 5/2004 Buczek
 D503,233 S 3/2005 Smith
 D504,515 S 4/2005 Smith
 6,886,199 B1 5/2005 Schwaegerle
 D506,257 S 6/2005 Smith
 6,928,676 B1 8/2005 Schwaegerle
 D509,079 S 9/2005 Natuzzi
 D509,371 S 9/2005 Natuzzi
 D512,507 S 12/2005 Smith
 D514,701 S 2/2006 Smith
 D531,318 S 10/2006 Morral Gispert
 D533,368 S 12/2006 Natuzzi
 7,207,531 B2 4/2007 Piontkowski
 7,401,921 B2 7/2008 Baker et al.
 7,467,871 B2 12/2008 Lawhorn et al.
 D602,269 S 10/2009 Jamison et al.
 7,670,003 B2 3/2010 Kendrick
 D621,050 S 8/2010 Jamison et al.
 D649,370 S * 11/2011 Mann D6/348
 D672,583 S * 12/2012 Karim D6/716
 D675,322 S * 1/2013 Jamison et al. D24/178
 D680,223 S * 4/2013 Jamison et al. D24/178
 2011/0147546 A1 6/2011 Monsalve et al.
 2013/0099539 A1 * 4/2013 Fienup et al. 297/325
 2013/0100411 A1 * 4/2013 Corrigan et al. 351/245
 2013/0100412 A1 * 4/2013 Schwaegerle et al. 351/245

OTHER PUBLICATIONS

Ophthalmic Chair and Instrument Stand Model 1500, Protech Ophthalmics, Copyright 2012. [Retrieved on Sep. 12, 2012]. Retrieved from the Internet: <URL:http://www.eyedoctorsupply.com/servlet/the-140/Ophthalmic-Chair-And-Instrument/Detail>. Topcon CSIII Chair and Stand. Vision Systems Inc. [Retrieved on Sep. 12, 2012]. Retrieved from the Internet: <URL:http://www.pat-ternless.com/topcon-csiii-chair-and-stand/>.

* cited by examiner

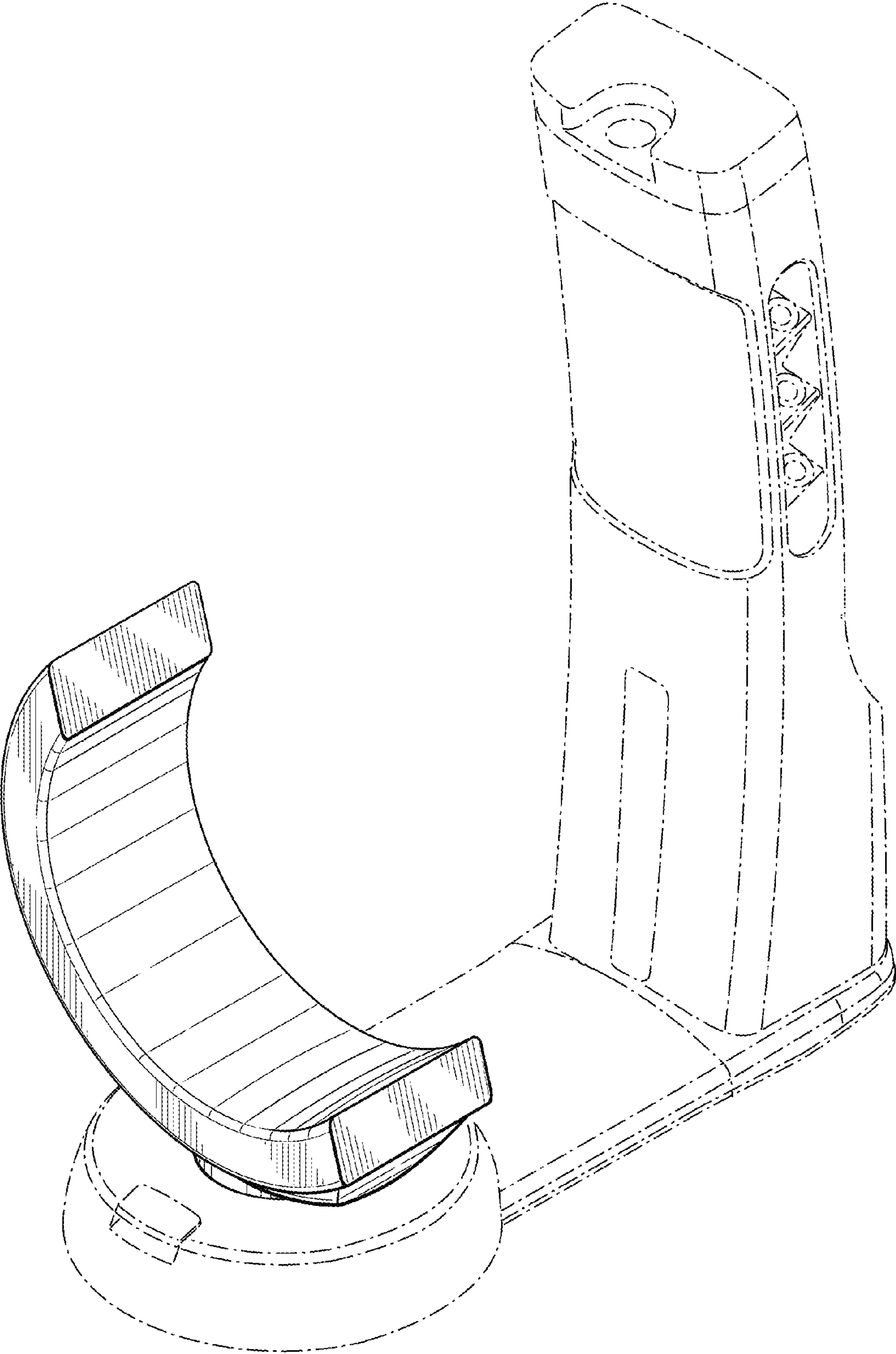


FIG. 1

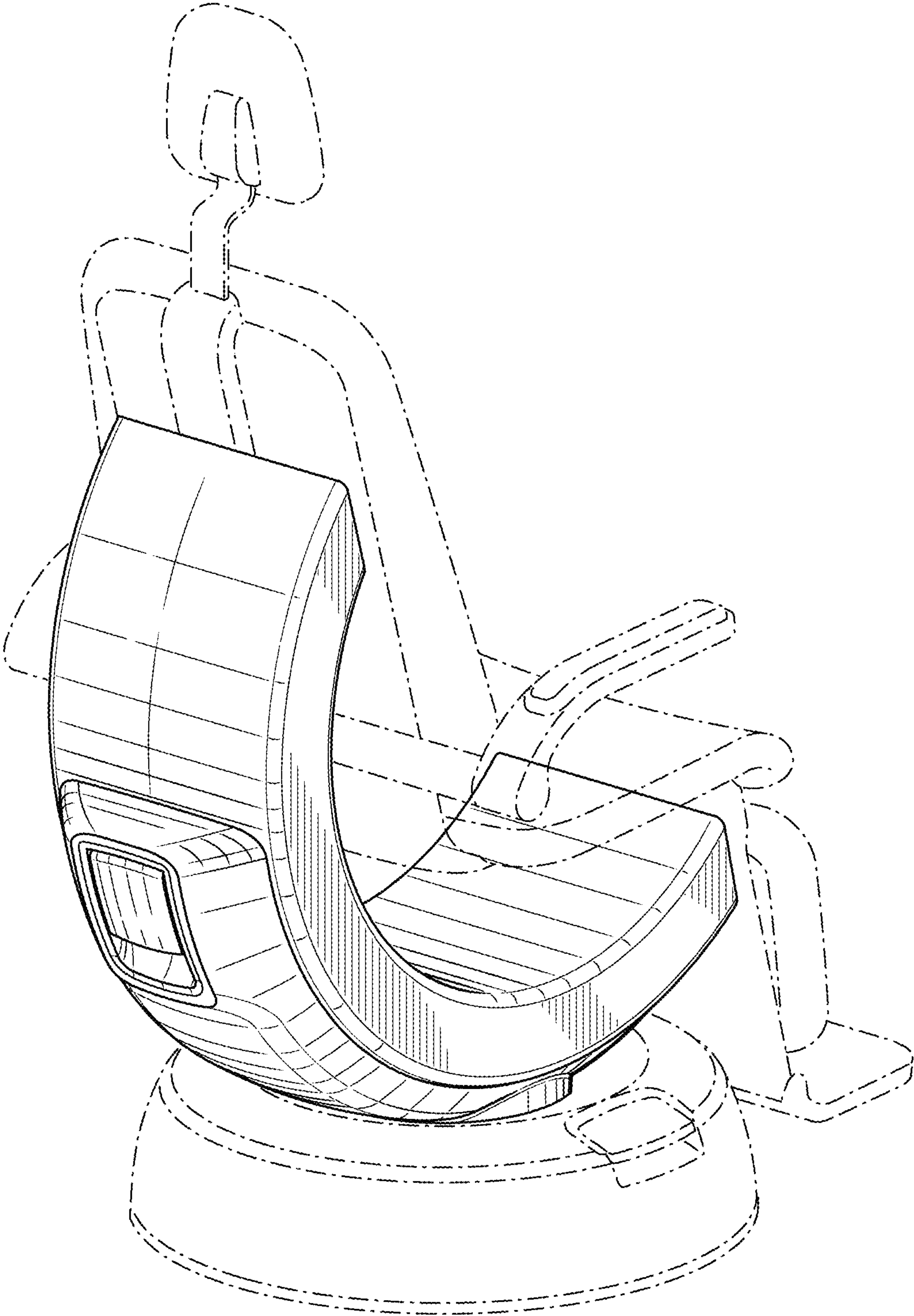


FIG. 2

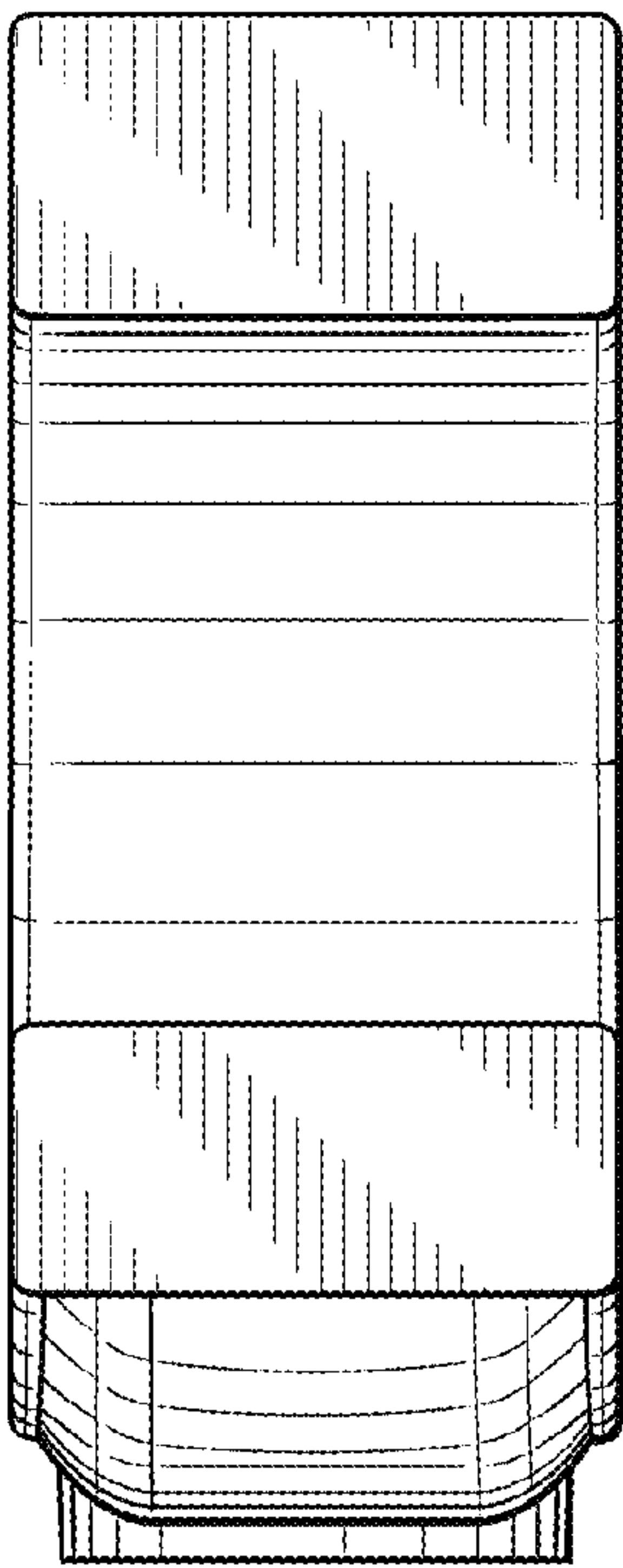


FIG. 3

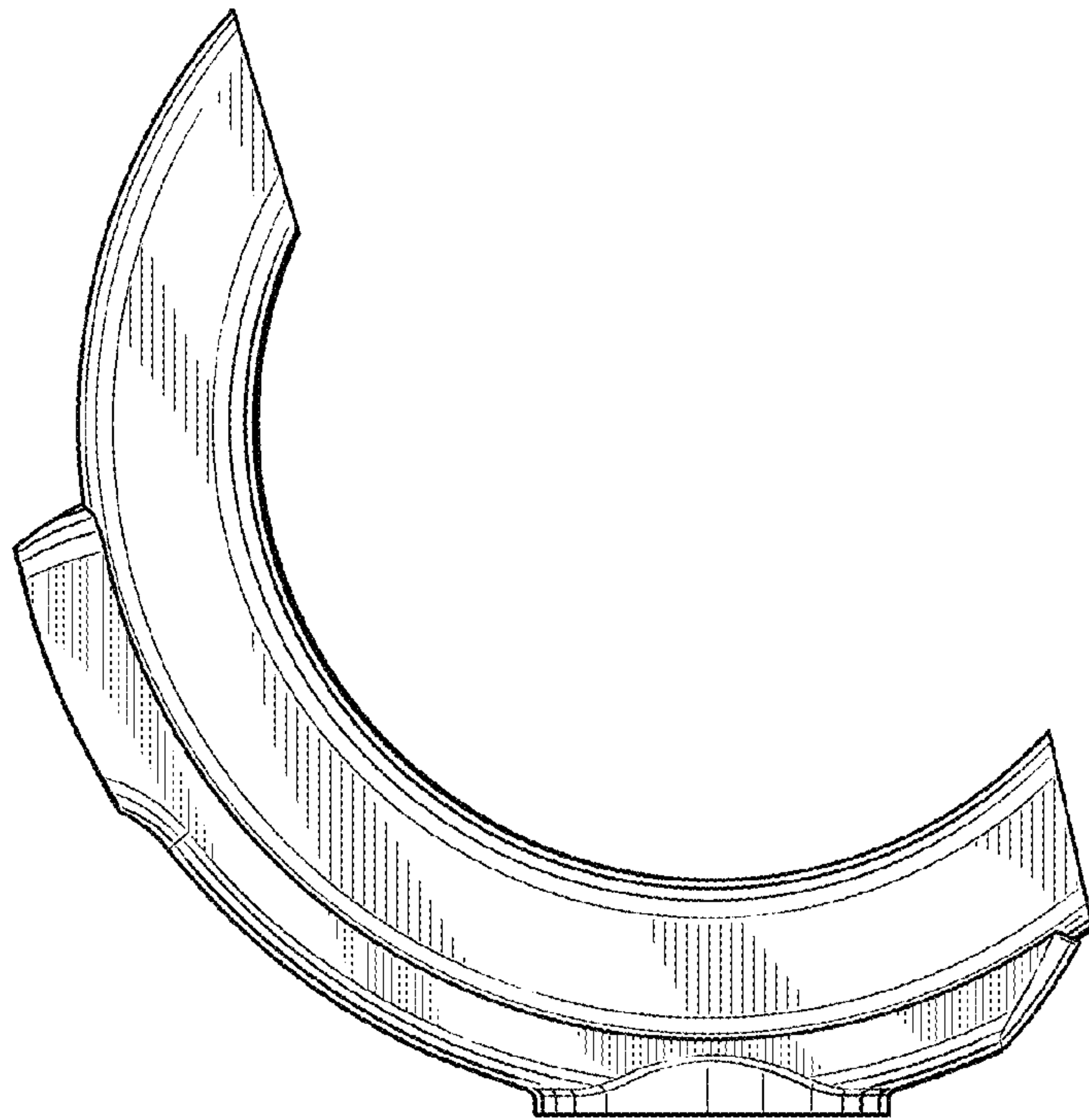


FIG. 4

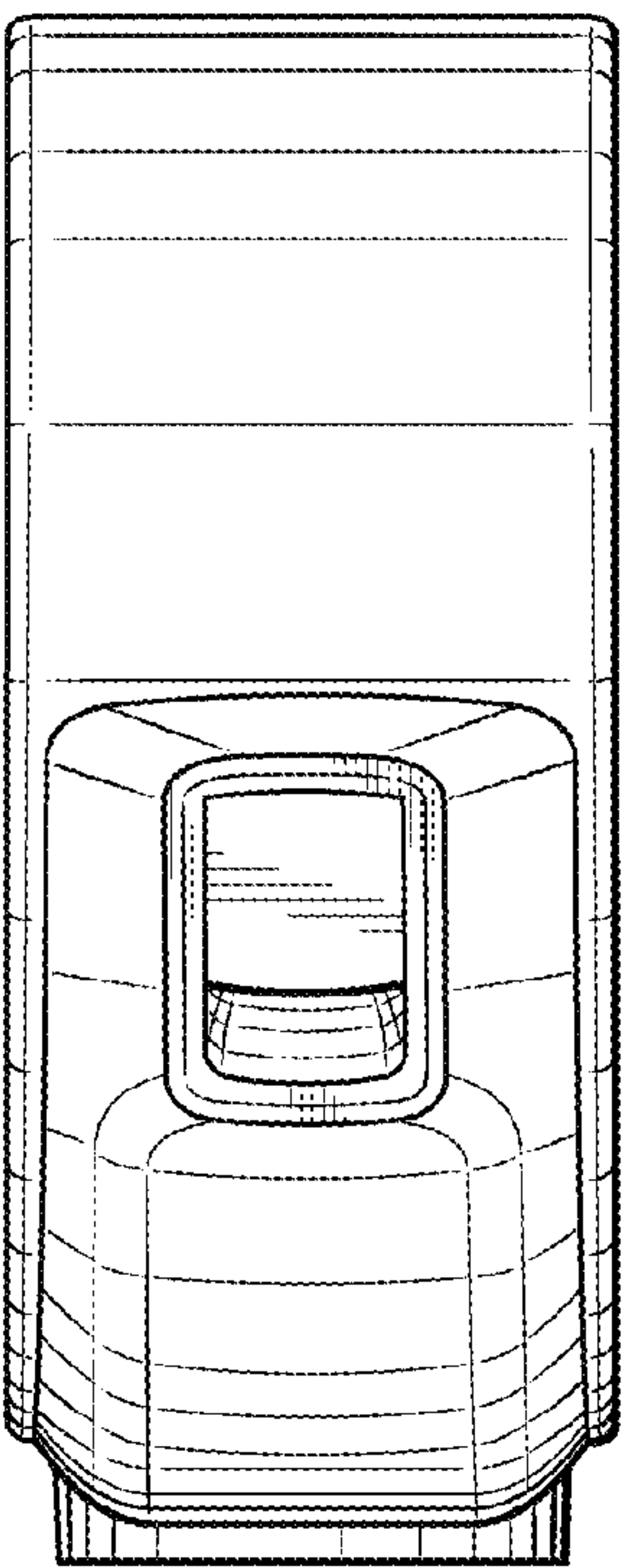


FIG. 5




FIG. 6

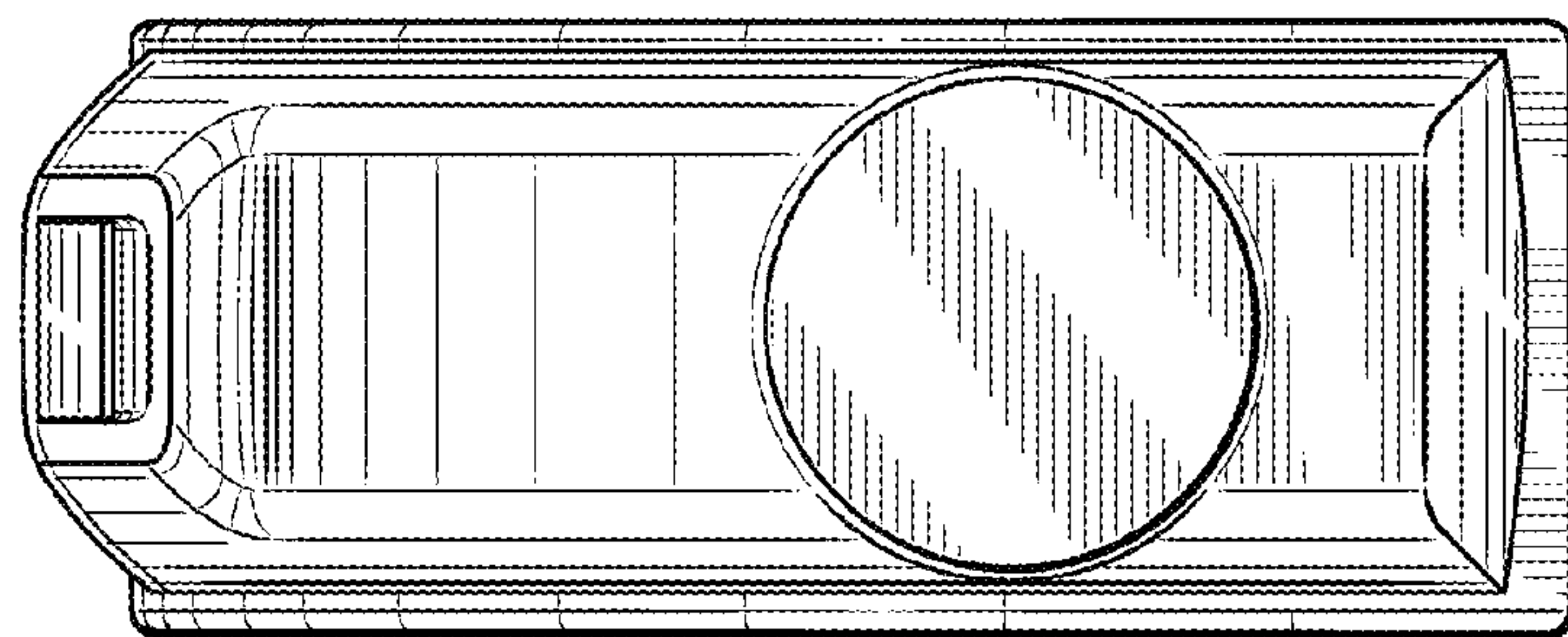


FIG. 7