



US00D706562S

(12) **United States Design Patent**
Kim

(10) **Patent No.:** **US D706,562 S**
(45) **Date of Patent:** **** Jun. 10, 2014**

- (54) **SHOWCASE FRAME COMPONENT**
- (71) Applicant: **Seidae Industrial Co., Ltd.**, Goyang-si (KR)
- (72) Inventor: **Deok-Rae Kim**, Goyang-si (KR)
- (73) Assignee: **Seidae Industrial Co., Ltd.**, Goyang-si (KR)
- (**) Term: **14 Years**
- (21) Appl. No.: **29/470,682**
- (22) Filed: **Oct. 24, 2013**

D576,301 S *	9/2008	Morton et al.	D25/124
D576,303 S *	9/2008	Morton et al.	D25/124
D625,832 S *	10/2010	Meyer-Hayoz	D24/229
D674,220 S *	1/2013	Kim	D6/702
D674,221 S *	1/2013	Kim	D6/702
D679,384 S *	4/2013	Morton	D24/124

* cited by examiner

Primary Examiner — Kelley Donnelly
(74) *Attorney, Agent, or Firm* — Lexyoume IP Meister, PLLC

- (30) **Foreign Application Priority Data**
- Sep. 26, 2013 (KR) 30-2013-0048963
- (51) **LOC (10) Cl.** **06-06**
- (52) **U.S. Cl.**
- USPC **D6/705.7**
- (58) **Field of Classification Search**
- USPC D6/491-492, 702, 705.7; D25/52, 60, D25/119, 122-125; D26/138; 49/501; 52/287.1, 716.1, 716.8, 718.04
- See application file for complete search history.

(57) **CLAIM**
The ornamental design for showcase frame component, as shown and described.

DESCRIPTION

FIG. 1 is a top and right side perspective view of the showcase frame component, shown at an enlarged scale and shown with the middle section removed, solely for the purpose of fitting the enlarged view on the page;

FIG. 2 is a front elevational view thereof;

FIG. 3 is a rear elevational view thereof;

FIG. 4 is a left side elevational view thereof;

FIG. 5 is a right side elevational view thereof;

FIG. 6 is a top plan view thereof;

FIG. 7 is a bottom plan view thereof;

FIG. 8 is a bottom and left side perspective view of the showcase frame component shown of FIG. 1; and,

FIG. 9 is a top and left side perspective view thereof.

The broken lines are for the purposes of illustrating the environment of the article only and form no part of the claimed design.

- (56) **References Cited**
- U.S. PATENT DOCUMENTS
- D301,625 S * 6/1989 Dallaire et al. D25/124
- D498,545 S * 11/2004 Willman et al. D25/124
- D576,297 S * 9/2008 Morton et al. D25/124
- D576,299 S * 9/2008 Morton et al. D25/124

1 Claim, 6 Drawing Sheets

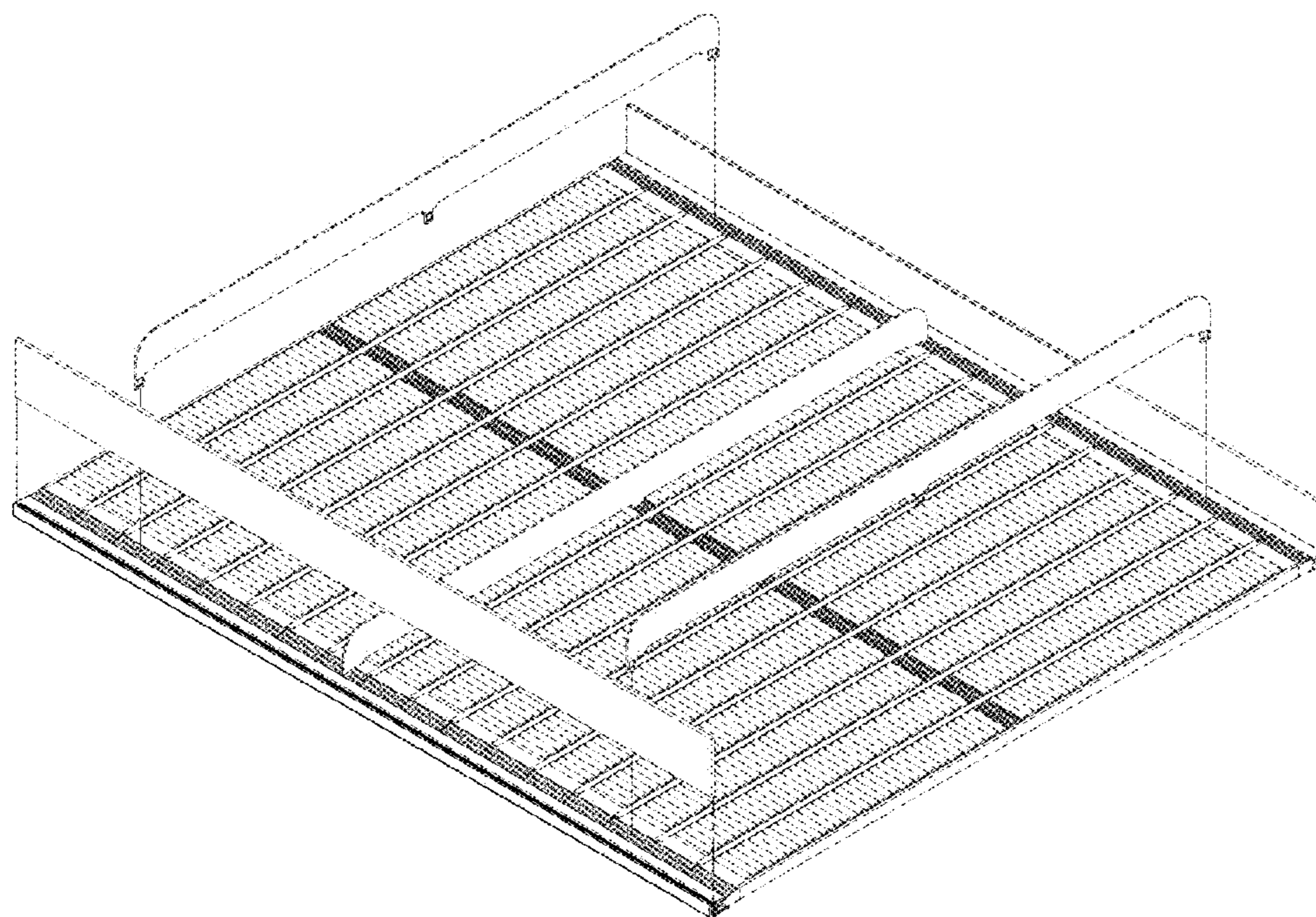


FIG. 1

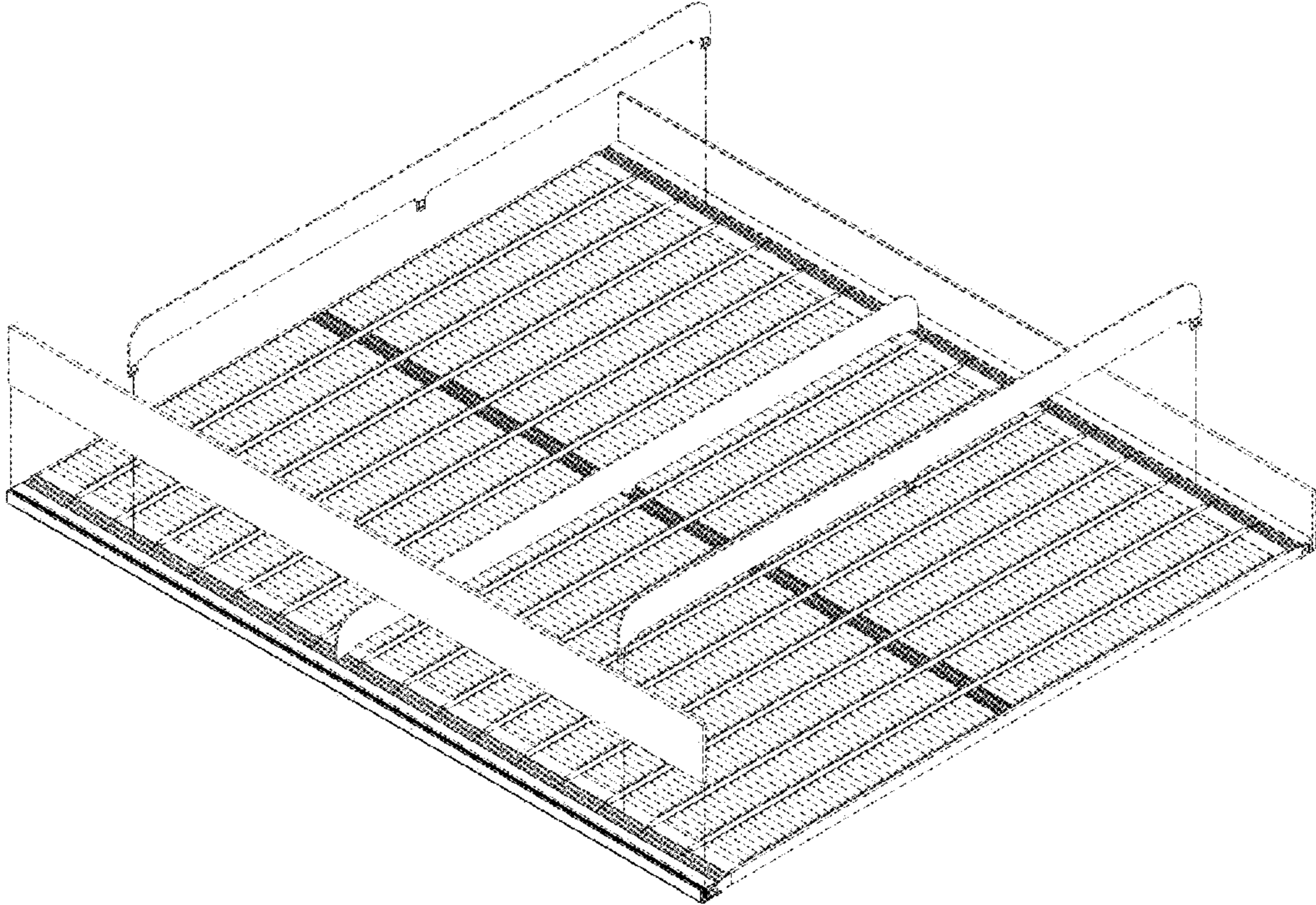


FIG. 2

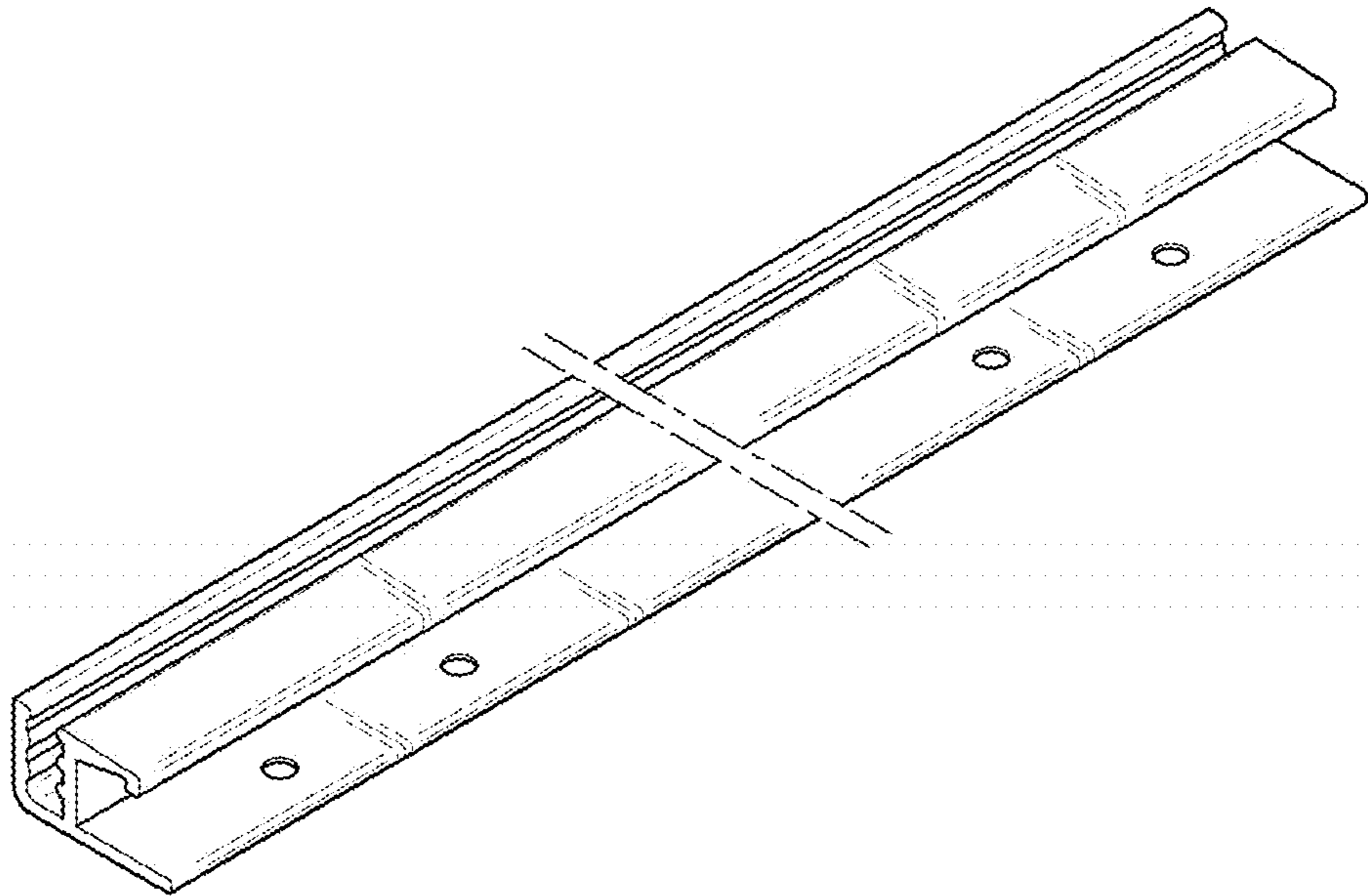


FIG. 3

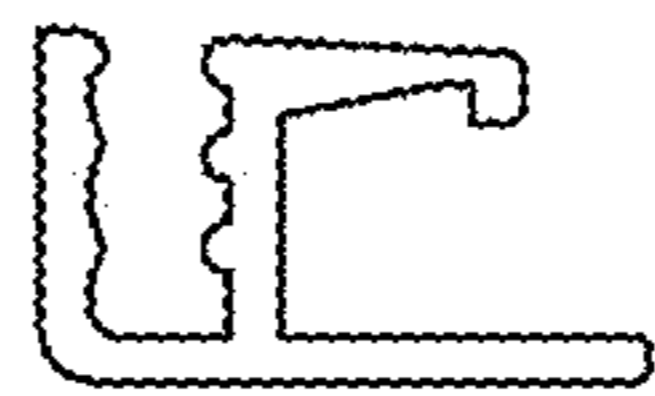


FIG. 4

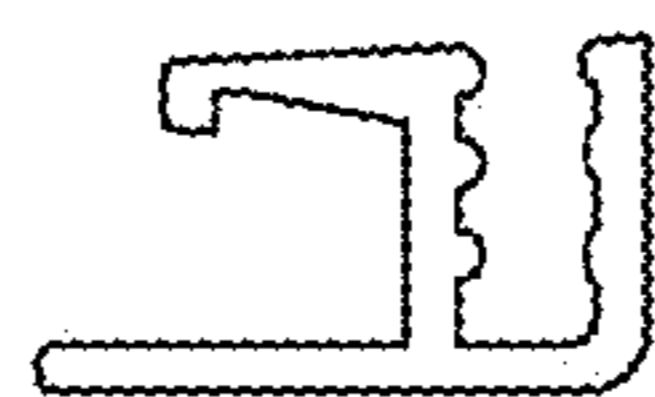


FIG. 5

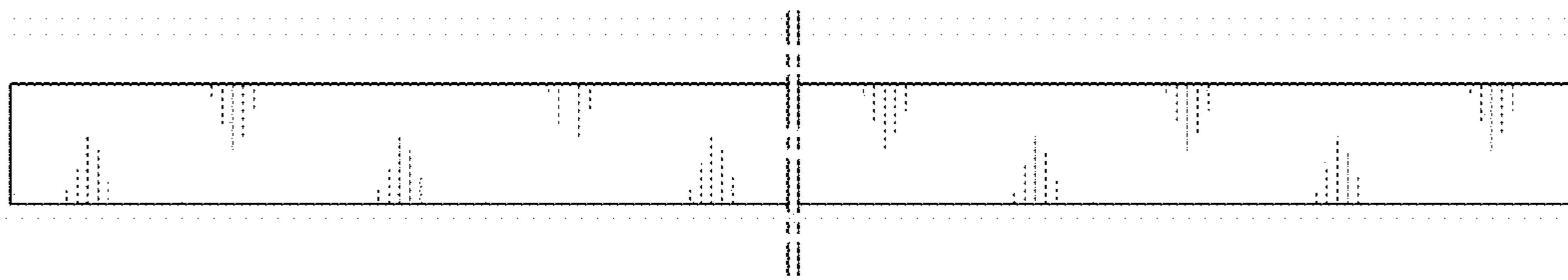


FIG. 6

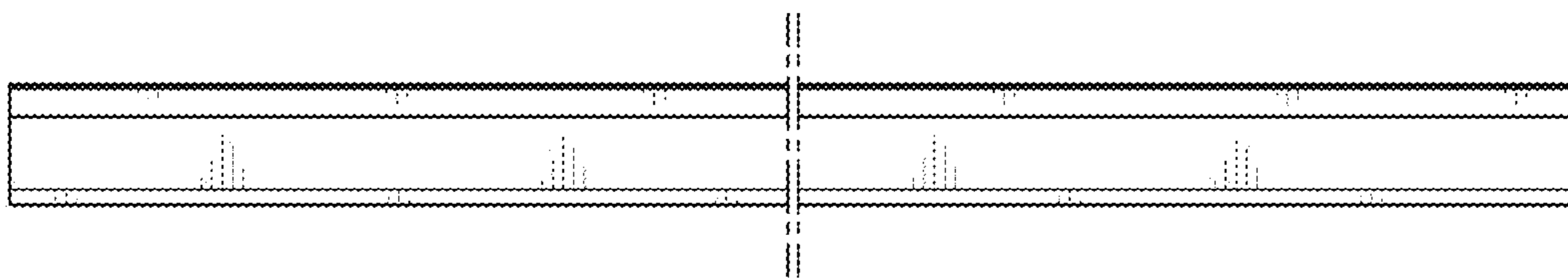


FIG. 7

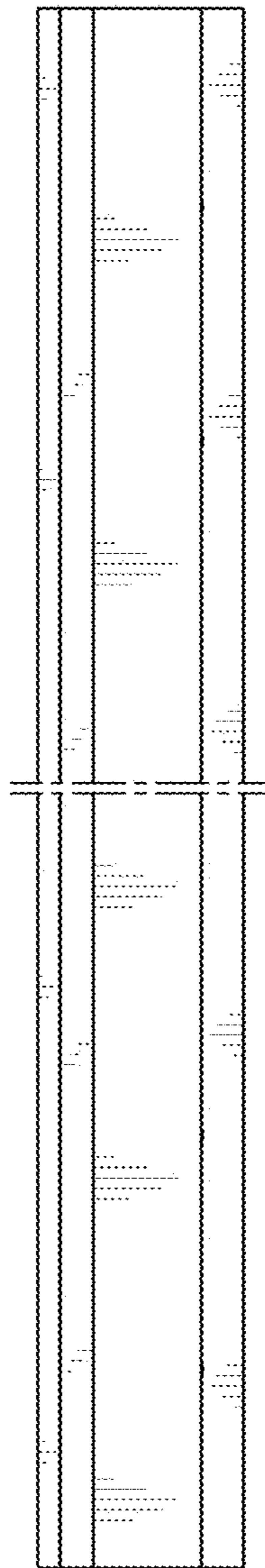


FIG. 8

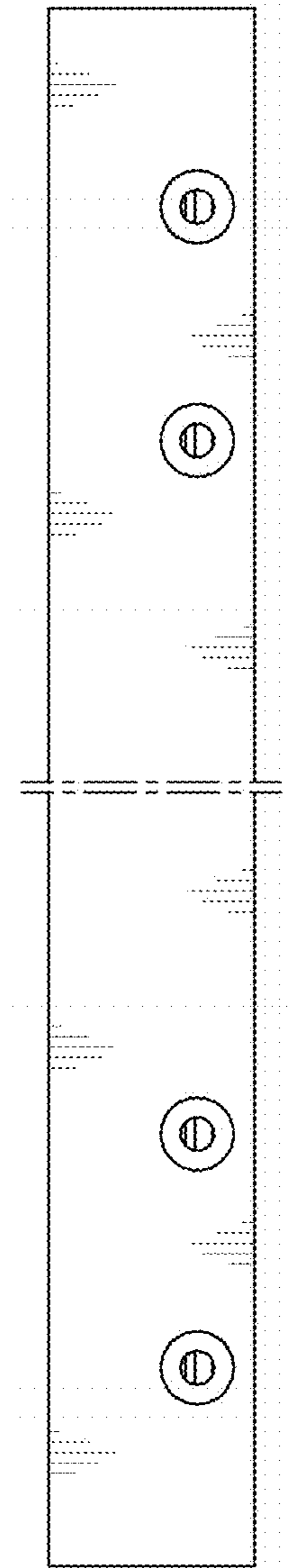


FIG. 9

