



US00D706554S

(12) **United States Design Patent**  
**Clearman**

(10) **Patent No.:** **US D706,554 S**  
(45) **Date of Patent:** **\*\* Jun. 10, 2014**

(54) **PORTABLE YOGA TRAVEL BOLSTER**

2006/0200910 A1\* 9/2006 Taylor ..... 5/652  
2007/0226905 A1\* 10/2007 VanNeste ..... 5/486  
2008/0313809 A1\* 12/2008 Inman, II ..... 5/486

(71) Applicant: **Lerna Jean Clearman**, Kaufman, TX  
(US)

\* cited by examiner

(72) Inventor: **Lerna Jean Clearman**, Kaufman, TX  
(US)

*Primary Examiner* — Janice Seeger

(\*\*) Term: **14 Years**

(57) **CLAIM**

The ornamental design for a portable yoga travel bolster, as shown and described.

(21) Appl. No.: **29/439,240**

(22) Filed: **Dec. 7, 2012**

**DESCRIPTION**

(51) **LOC (10) Cl.** ..... **06-09**

(52) **U.S. Cl.**  
USPC ..... **D6/606**

(58) **Field of Classification Search**  
USPC ..... D6/595, 596, 601, 604, 606;  
5/417-420, 486; D3/299-300, 316;  
224/601, 602; 206/389, 395, 576, 703,  
206/235

FIG. 1 is a top view of the unzipped present invention.  
FIG. 2 is a bottom view of the unzipped present invention.  
FIG. 3 is a front view of the unzipped present invention.  
FIG. 4 is a back view of the unzipped present invention.  
FIG. 5 is a left view of the unzipped present invention.  
FIG. 6 is a right view of the unzipped present invention.  
FIG. 7 is a perspective view of the unzipped present invention.  
FIG. 8 is a top view of the zipped present invention; and,  
FIG. 9 is perspective view of the zipped present invention with filling.  
The broken lines showing the tree/leaf pattern and filling inside of the bolster are for environmental purposes only and form no part of the claimed design.

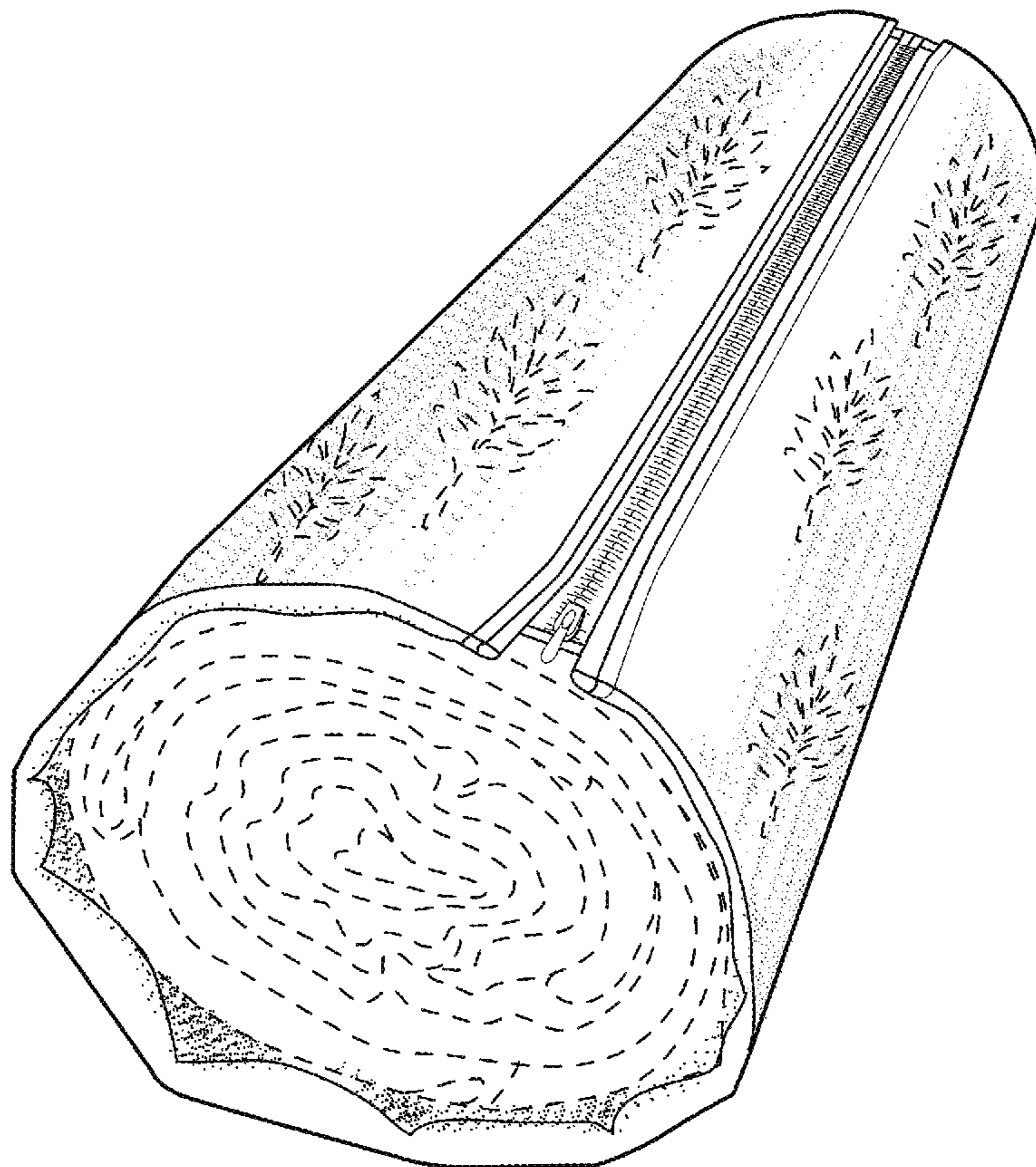
See application file for complete search history.

(56) **References Cited**

**U.S. PATENT DOCUMENTS**

4,069,526 A \* 1/1978 Deikel ..... 5/486  
D691,805 S \* 10/2013 Chang ..... D3/301

**1 Claim, 9 Drawing Sheets**






FIG. 1




FIG. 2




FIG. 3

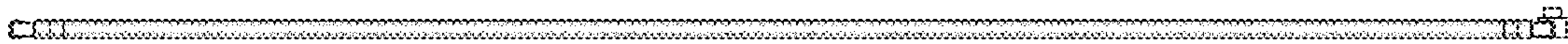


FIG. 4





FIG. 5



FIG. 6

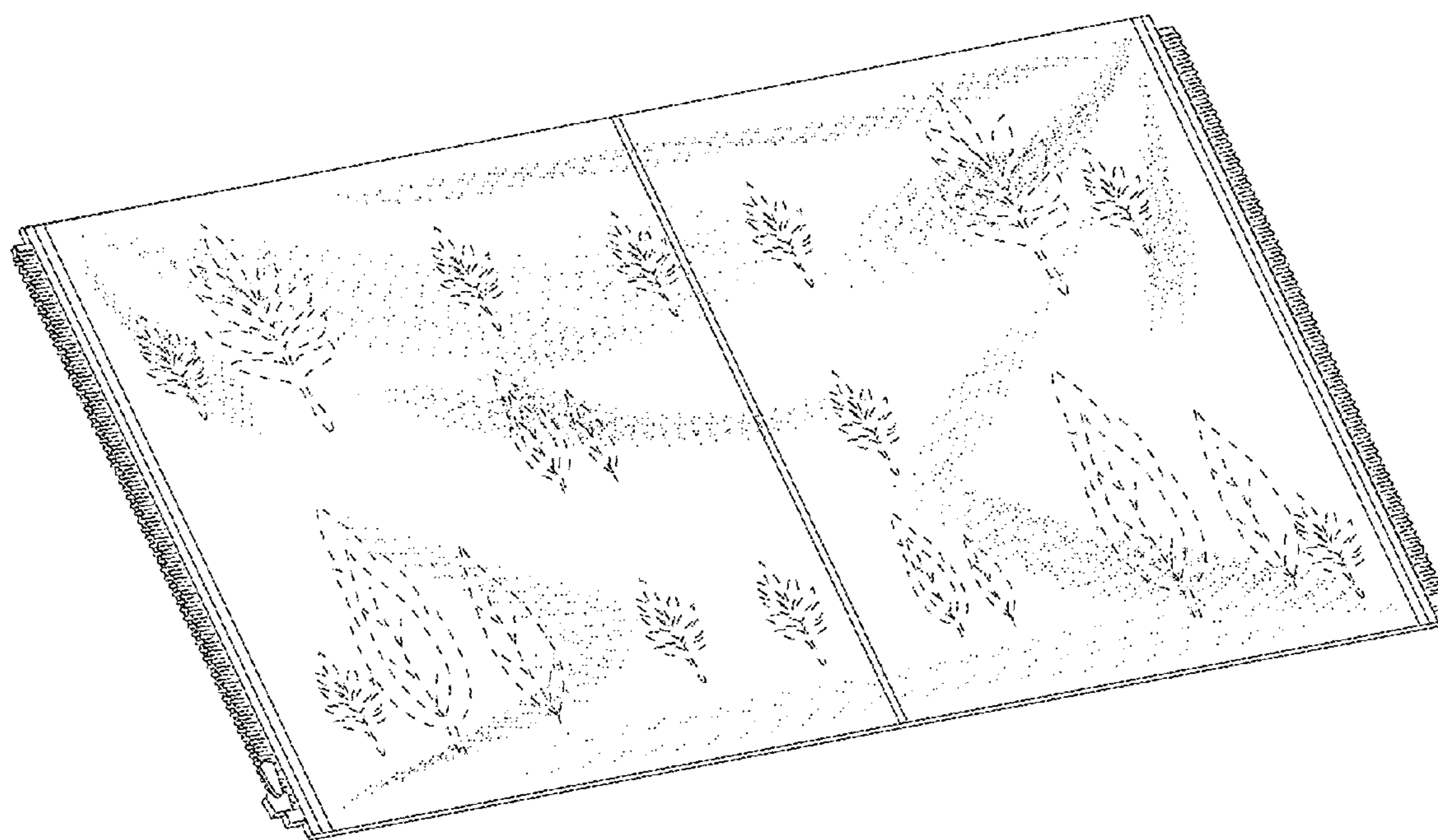


FIG. 7



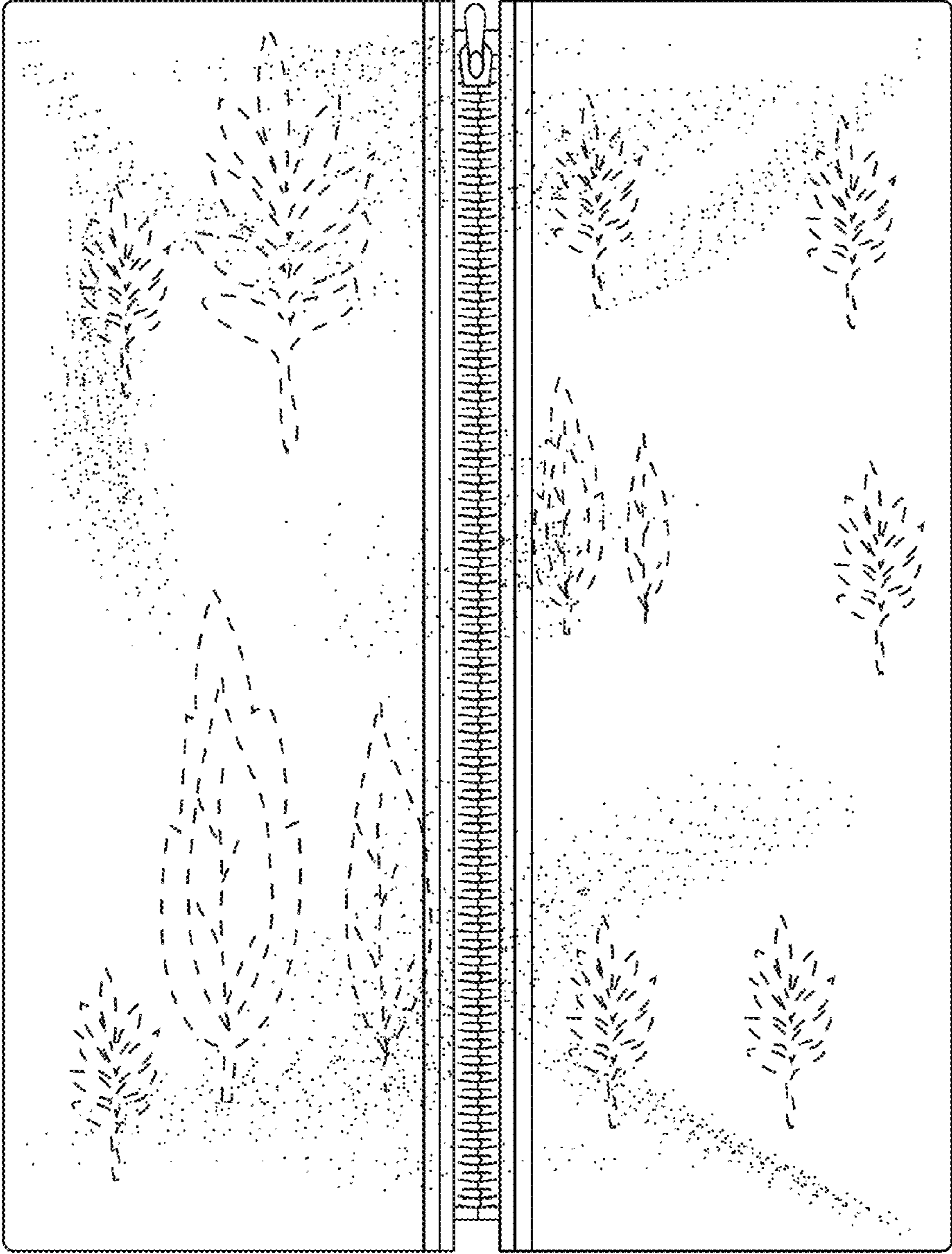


FIG. 8

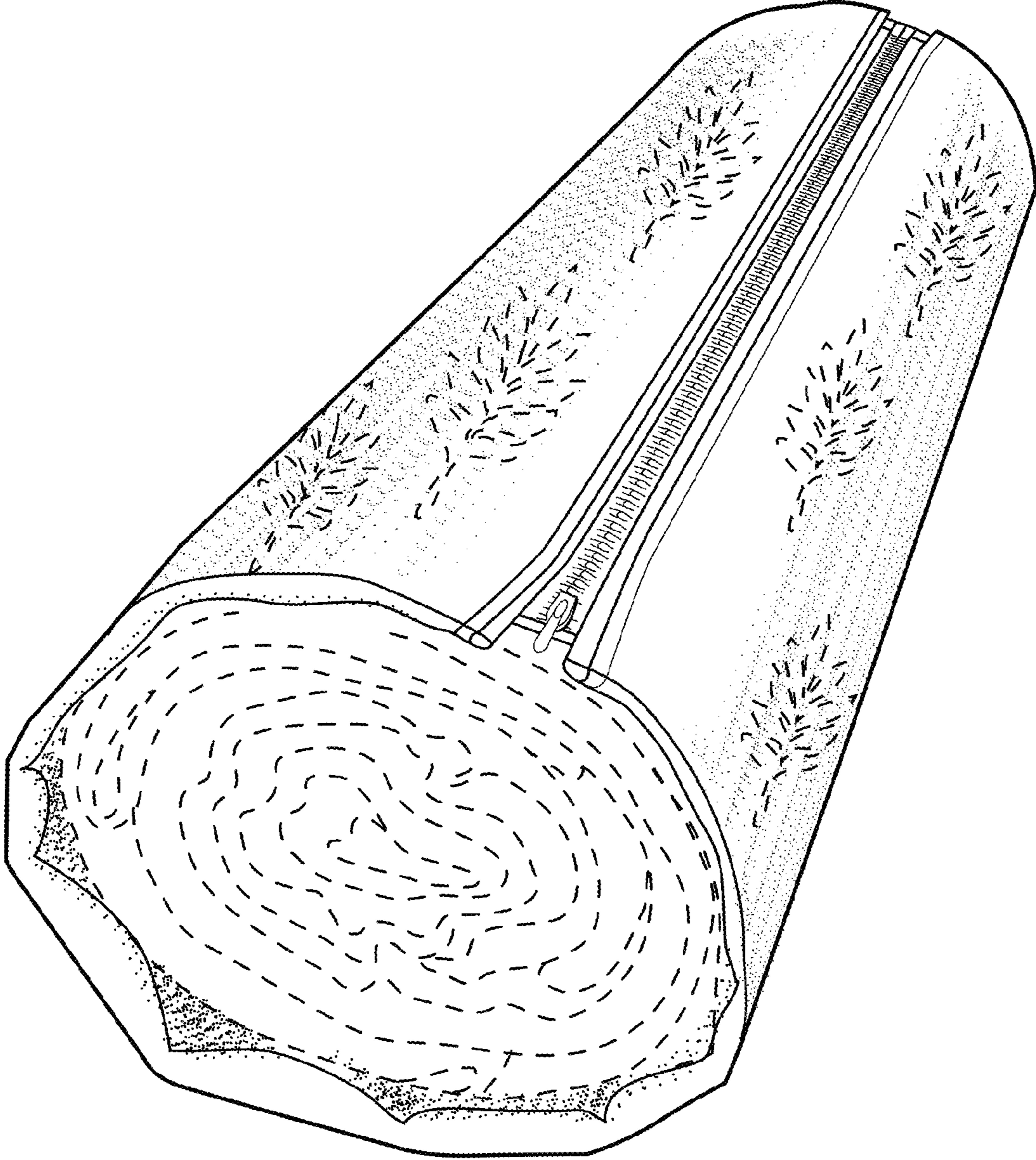


FIG. 9