



US00D706528S

(12) **United States Design Patent**  
**Burnett**

(10) **Patent No.:** **US D706,528 S**  
(45) **Date of Patent:** **\*\* Jun. 10, 2014**

(54) **HAND-HELD FOLDABLE SHEET FAN FOR IMPRINTING WITH A TRADEMARK**

(71) Applicant: **William W. Burnett**, Dayton, OH (US)

(72) Inventor: **William W. Burnett**, Dayton, OH (US)

(\*\*) Term: **14 Years**

(21) Appl. No.: **29/421,988**

(22) Filed: **Nov. 7, 2012**

**Related U.S. Application Data**

(63) Continuation-in-part of application No. 29/395,517, filed on Feb. 6, 2012, now abandoned.

(51) **LOC (10) Cl.** ..... **03-04**

(52) **U.S. Cl.**  
USPC ..... **D3/1; D3/2**

(58) **Field of Classification Search**  
USPC ..... **D3/1, 2, 3, 4; 416/69, 70 R, 71, 72, 73, 416/70 A, 74**  
See application file for complete search history.

(56) **References Cited**

**U.S. PATENT DOCUMENTS**

D8,578 S	8/1875	Barinds	
D8,993 S *	2/1876	Lynch	D3/4
D9,002 S *	2/1876	Lynch	D3/4
1,231,105 A *	6/1917	Waggoner	416/72
1,261,482 A *	4/1918	Brewington	416/71
D62,625 S	7/1923	Sturgis	
2,145,694 A *	1/1939	Latz	416/72
2,208,243 A *	7/1940	Bittson	416/72

2,210,508 A *	8/1940	Spisak	416/72
2,264,505 A *	12/1941	Bittson	416/72
D347,111 S	5/1994	Wheeler	
D365,440 S *	12/1995	Stokesberry, Jr.	D3/3
D391,072 S	2/1998	Martin	
D415,342 S	10/1999	Booth	
D466,279 S *	12/2002	Smith	D3/3
D624,301 S	9/2010	McArthur	

\* cited by examiner

*Primary Examiner* — Caron D Veynar

*Assistant Examiner* — Martie K Holtje

(74) *Attorney, Agent, or Firm* — Jacox, Meckstroth & Jenkins

(57) **CLAIM**

The ornamental design of a hand-held foldable sheet fan for imprinting with a trademark, as shown and described.

**DESCRIPTION**

FIG. 1 is a top plan view of a hand-held foldable sheet fan for imprinting with a trademark showing my new design.

FIG. 2 is a side view thereof, the opposite side view being a mirror image;

FIG. 3 is a bottom view thereof, the top view being a mirror image;

FIG. 4 is a top plan view thereof in a folded condition;

FIG. 5 is a side view thereof in a folded condition, the opposite side view being a mirror image; and,

FIG. 6 is a bottom view thereof in a folded condition, the opposite top view being a mirror image.

The indicia depicted by means of broken lines in FIG. 1 is shown for the purpose of illustrating environment and forms no part of the claimed design.

**1 Claim, 2 Drawing Sheets**

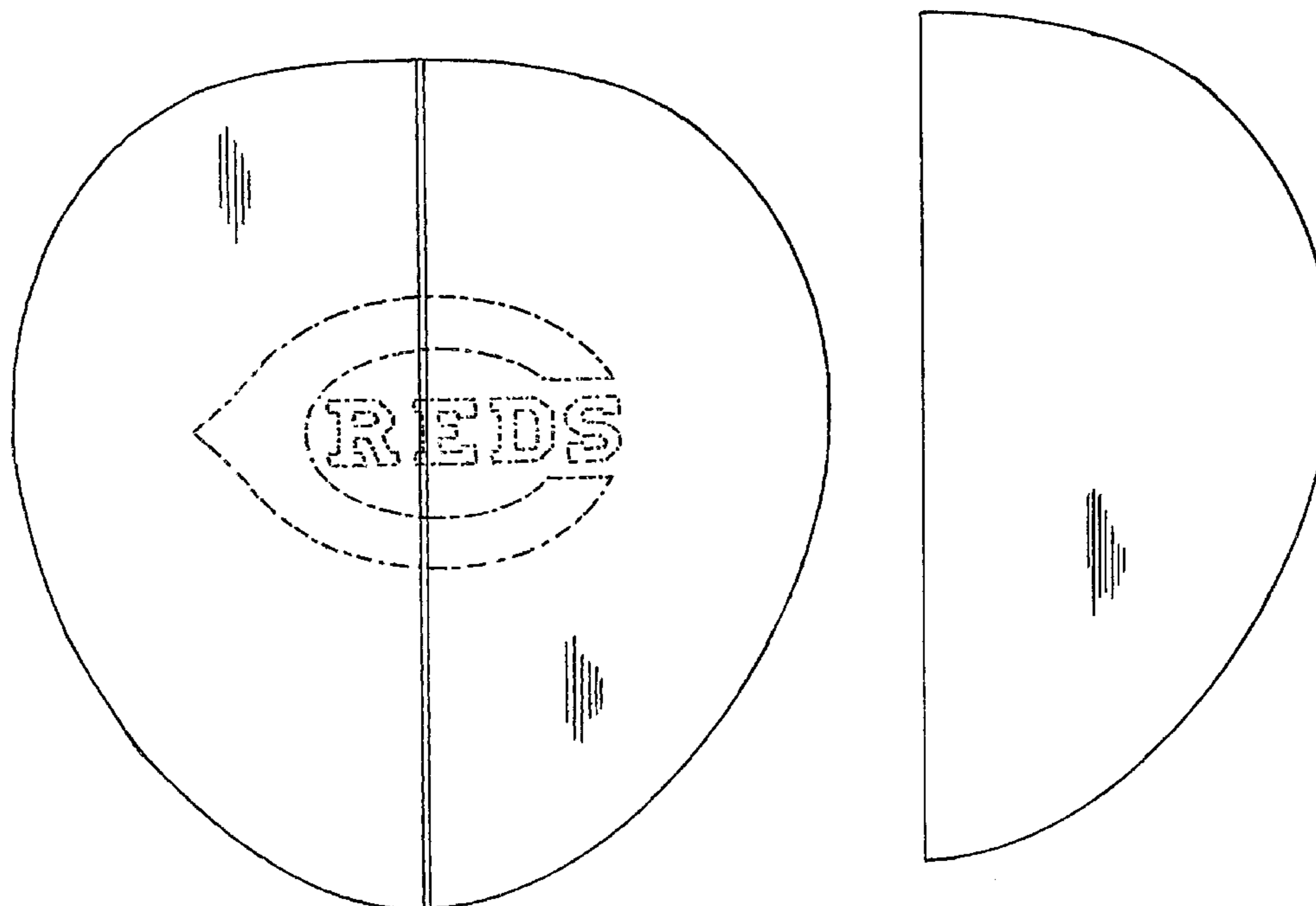


FIG. 1

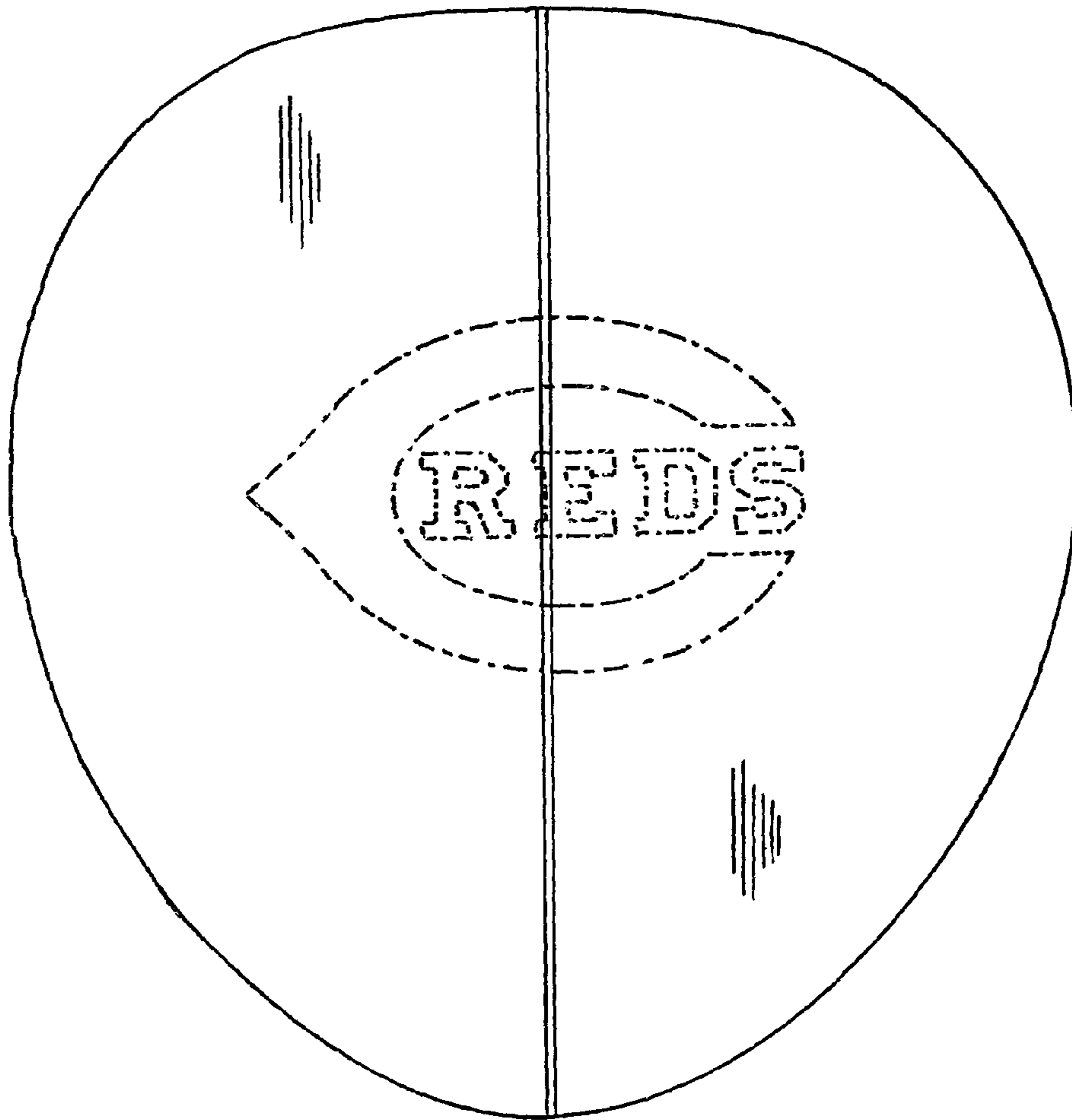


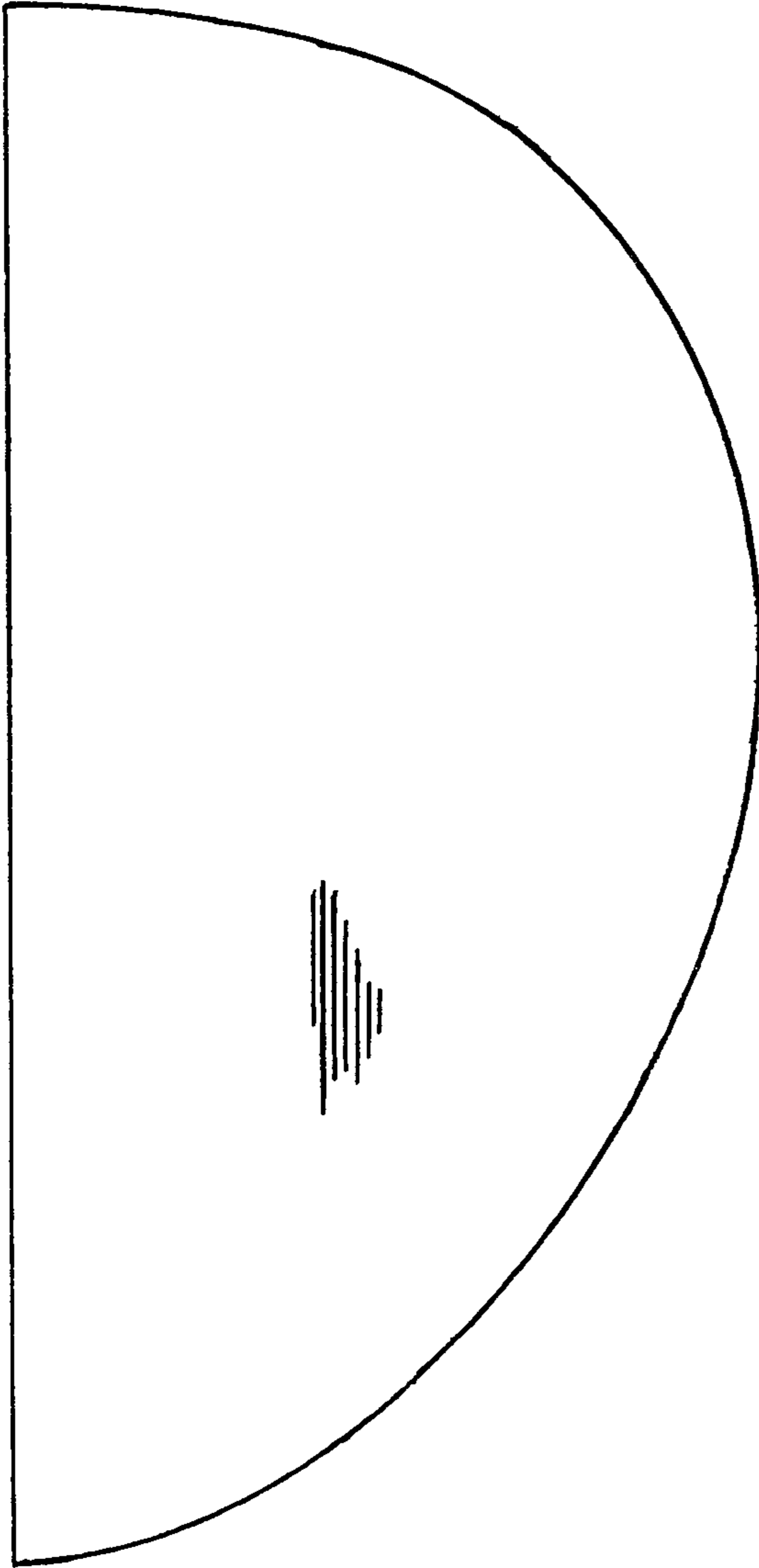
FIG. 2



FIG. 3



**FIG. 4**



**FIG. 5**



**FIG. 6**

