



US00D706517S

(12) **United States Design Patent**  
**Pearson**

(10) **Patent No.:** **US D706,517 S**  
(45) **Date of Patent:** **\*\* Jun. 10, 2014**

(54) **CONFECTION**

(71) Applicant: **Mars, Incorporated**, McLean, VA (US)

(72) Inventor: **Adrienne Ruth Pearson**, Rochester Hills, MI (US)

(73) Assignee: **Mars, Incorporated**, McLean, VA (US)

(\*\*) Term: **14 Years**

(21) Appl. No.: **29/451,956**

(22) Filed: **Apr. 10, 2013**

(51) **LOC (10) Cl.** ..... **01-01**

(52) **U.S. Cl.**  
USPC ..... **D1/127**

(58) **Field of Classification Search**

USPC ..... D1/100-130, 199; 426/5, 76, 87, 92,  
426/94, 95, 99, 101, 103, 108, 138-139,  
426/143, 144, 279, 282, 283, 391, 514, 549,  
426/660; D13/100; D24/101, 104; D28/8.1;  
424/467; D9/661; D7/565-566;  
D11/44, 117; D6/601

See application file for complete search history.

(56) **References Cited**

**U.S. PATENT DOCUMENTS**

794,287 A \* 7/1905 Faust ..... 426/549  
D68,007 S \* 8/1925 Lavell ..... D26/19  
2,694,644 A \* 11/1954 Knab, Sr. .... 426/512  
D289,940 S \* 5/1987 Quintiliani ..... D1/115  
D291,255 S \* 8/1987 Levine ..... D26/116

D438,139 S \* 2/2001 Mozena ..... D11/117  
D499,526 S \* 12/2004 Albritton et al. .... D1/115  
D516,944 S \* 3/2006 Weiser et al. .... D11/117  
D537,377 S \* 2/2007 Becker ..... D11/44  
D537,751 S \* 3/2007 Becker ..... D11/44  
D540,212 S \* 4/2007 Becker ..... D11/44  
D565,784 S \* 4/2008 Demarest et al. .... D26/101  
D569,301 S \* 5/2008 Fotherby ..... D11/117

\* cited by examiner

*Primary Examiner* — Cathron Brooks

*Assistant Examiner* — Katie Mroczka

(74) *Attorney, Agent, or Firm* — Arent Fox LLP

(57) **CLAIM**

The ornamental design for a confection, as shown and described.

**DESCRIPTION**

FIG. 1 is a perspective view of a confection showing my new design;

FIG. 2 is a front view of the design shown in FIG. 1;

FIG. 3 is a back view of the design shown in FIG. 1;

FIG. 4 is a left side view of the design shown in FIG. 1;

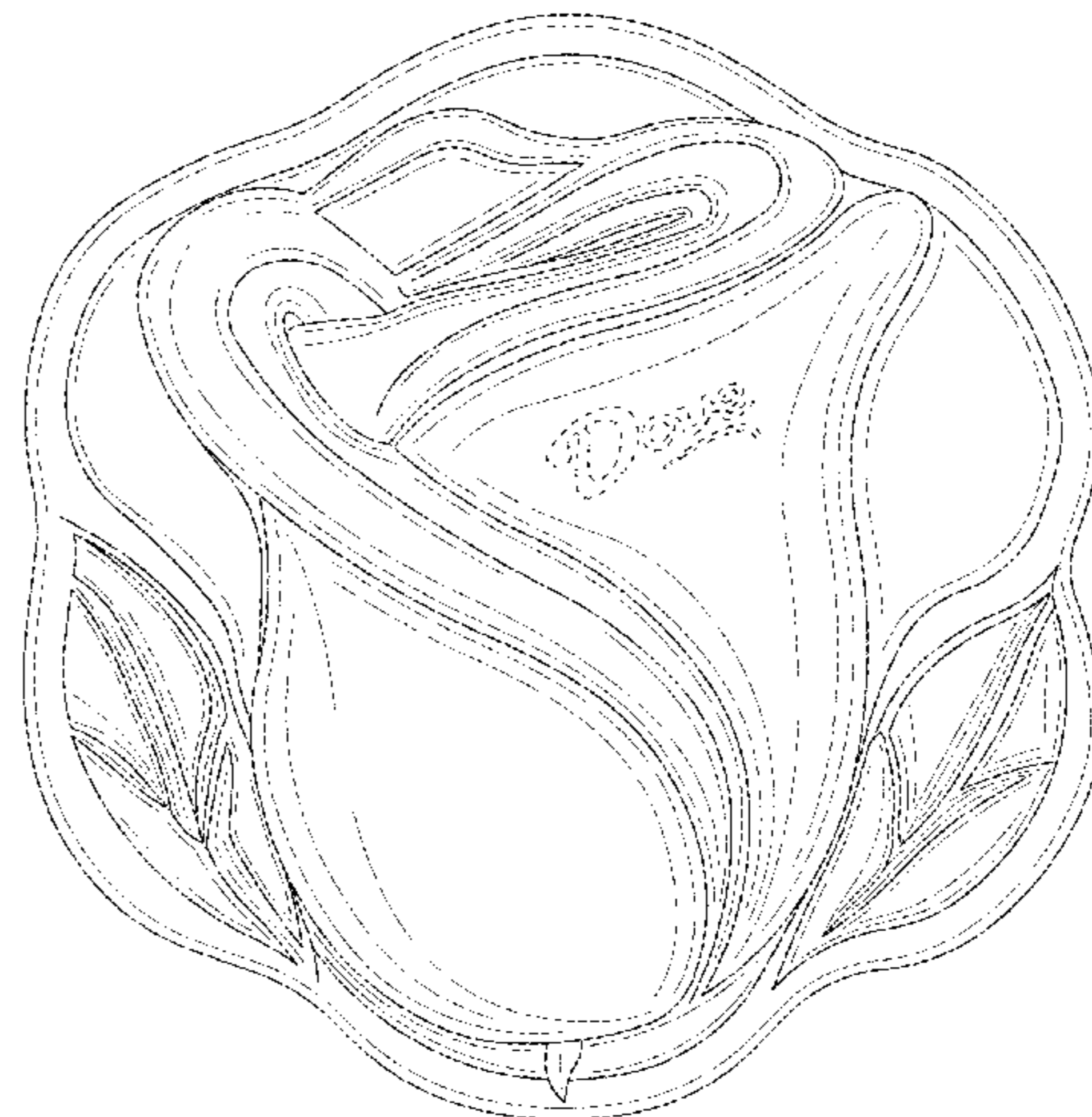
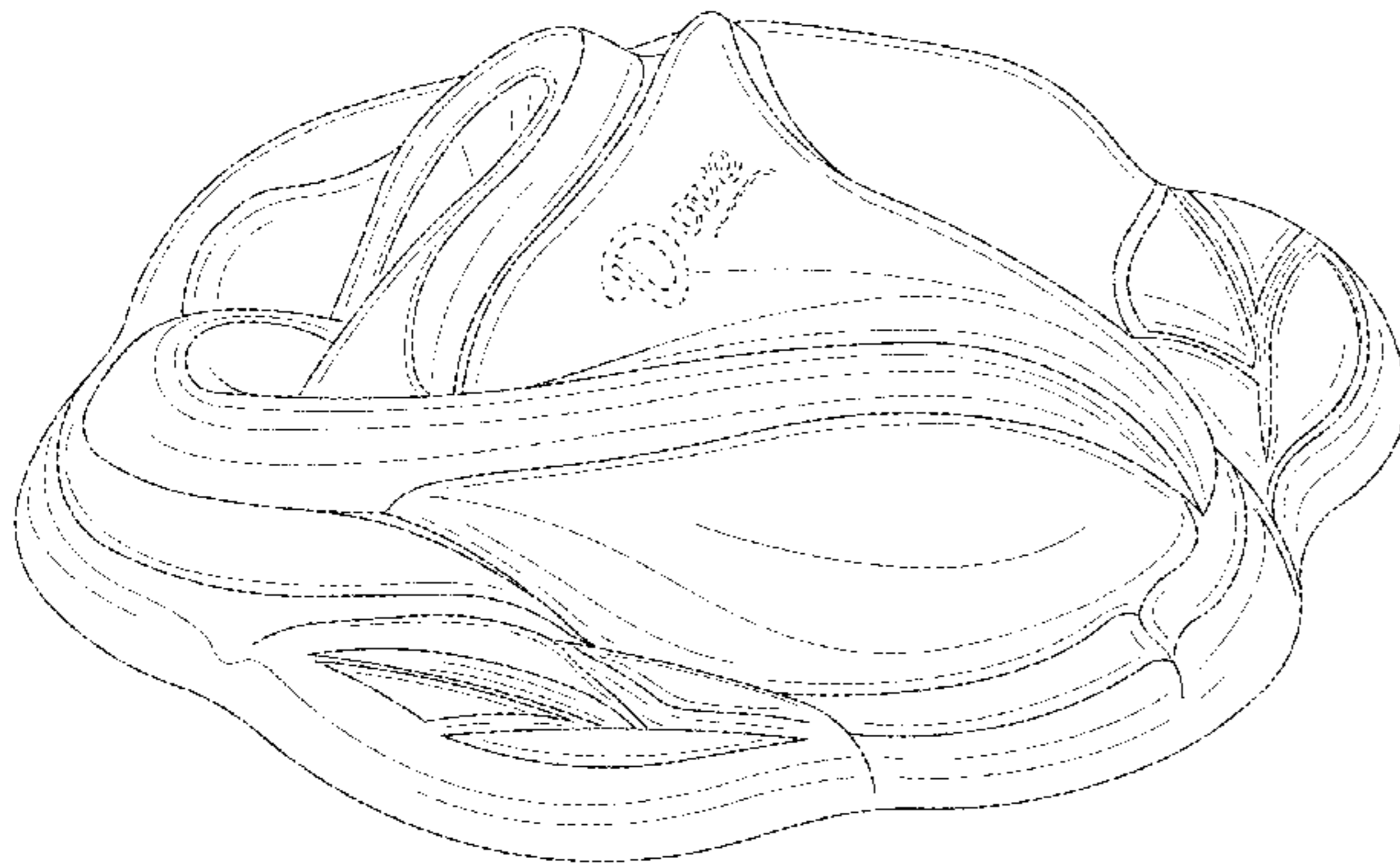
FIG. 5 is a right side view of the design shown in FIG. 1;

FIG. 6 is a top view of the design shown in FIG. 1; and,

FIG. 7 is a bottom view of the design shown in FIG. 1.

The broken lines shown in the drawings represent unclaimed portions of the confection and form no part of the claimed design.

**1 Claim, 7 Drawing Sheets**



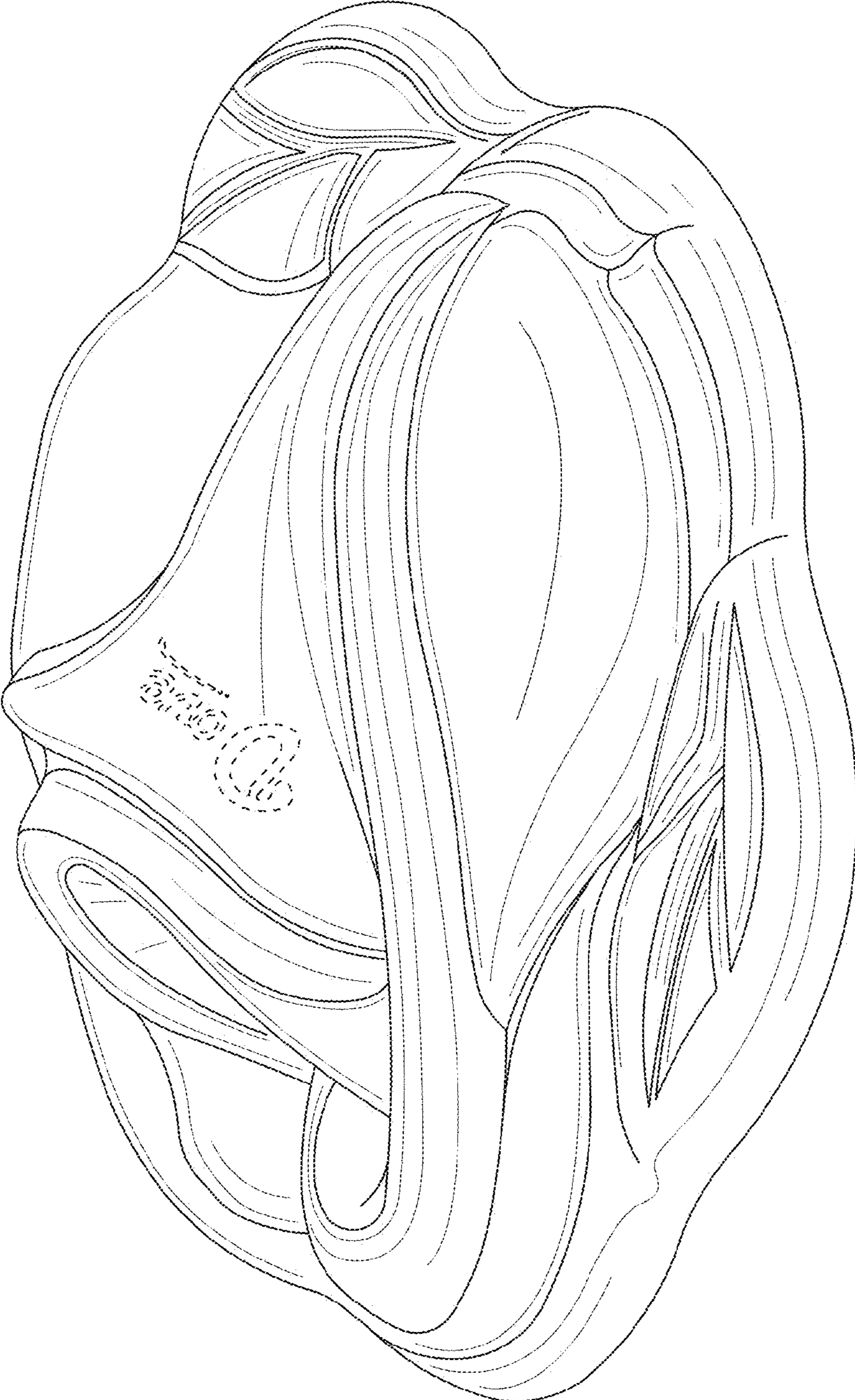


FIG.1

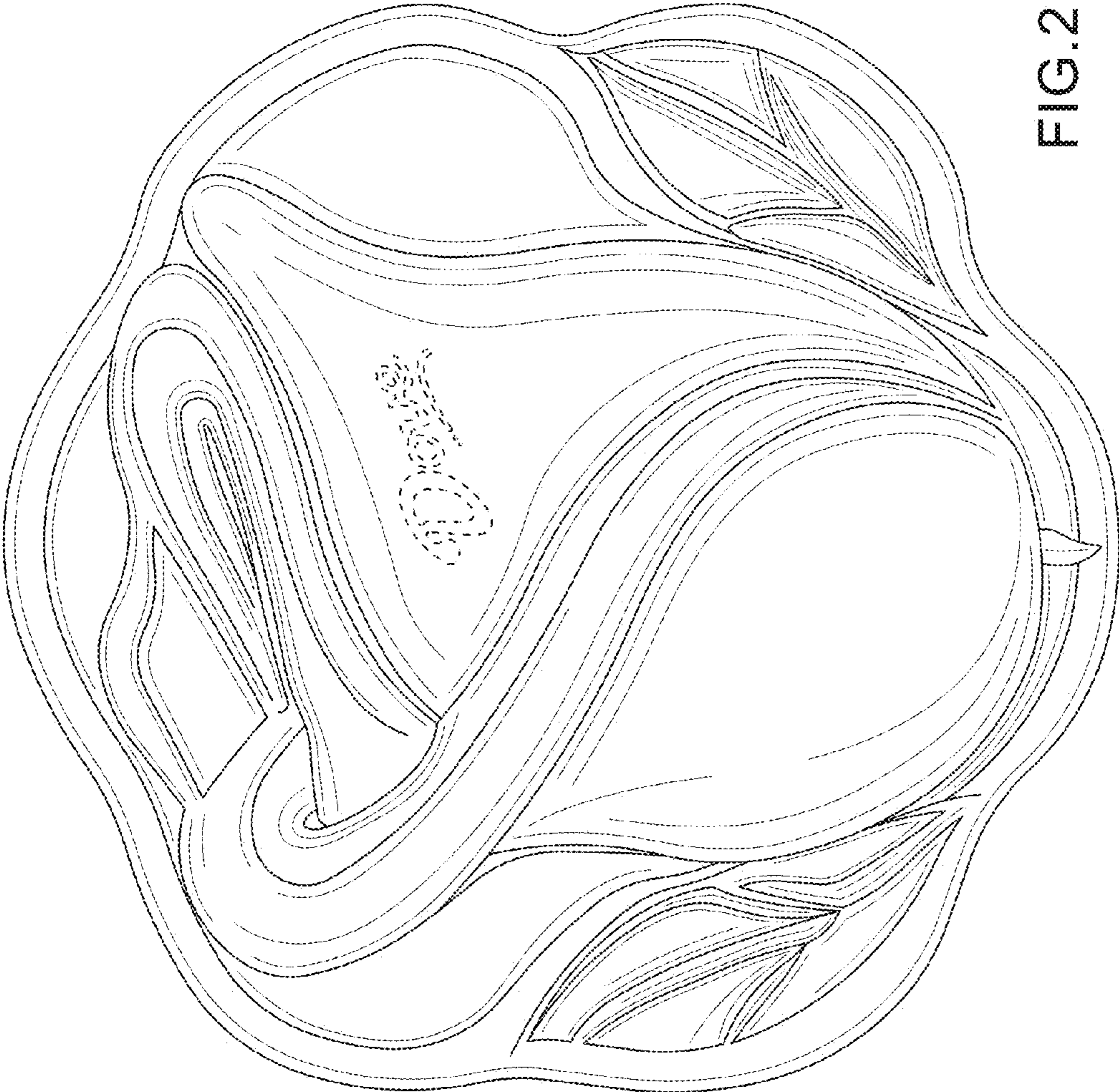


FIG.2

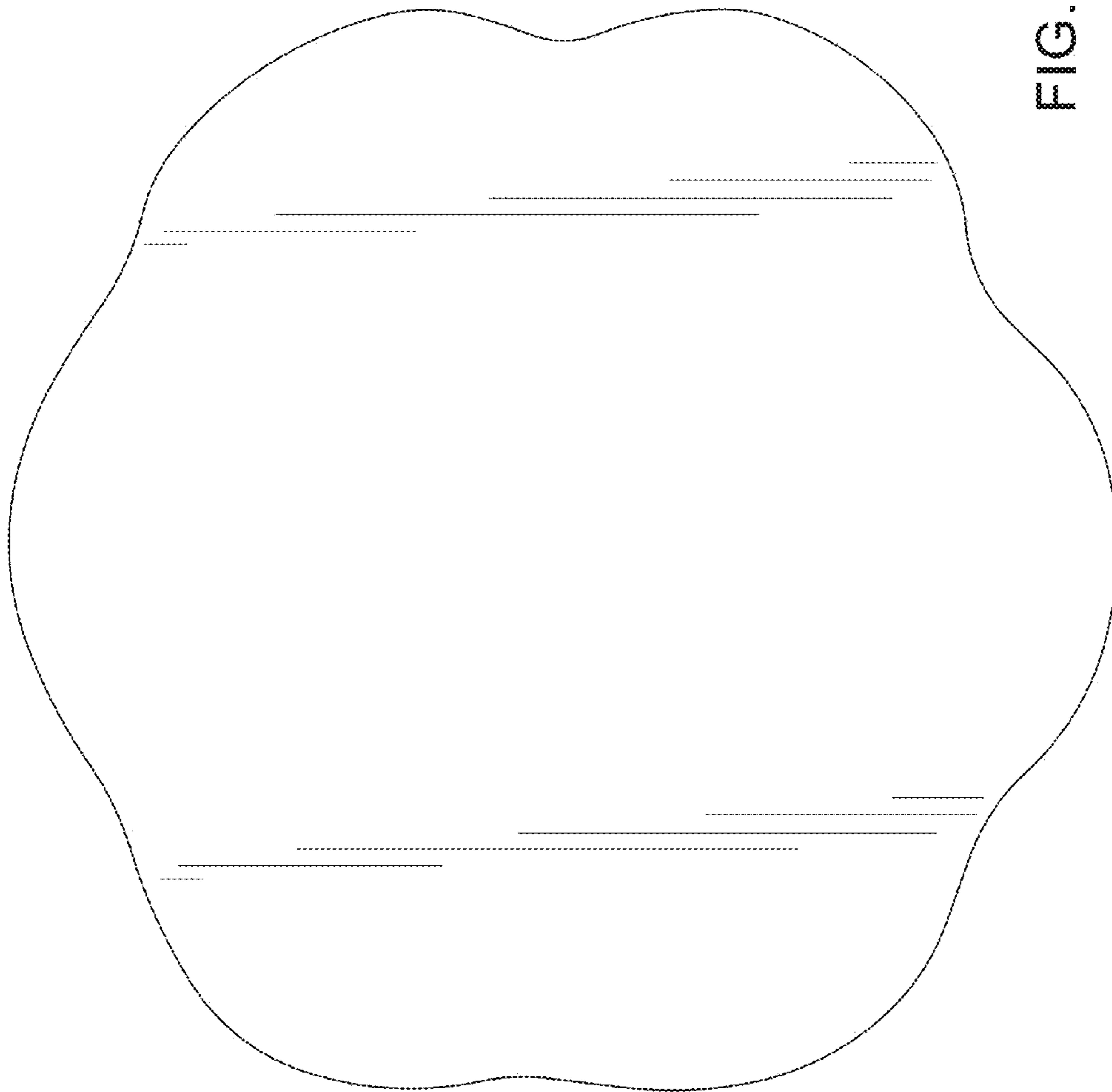


FIG. 3

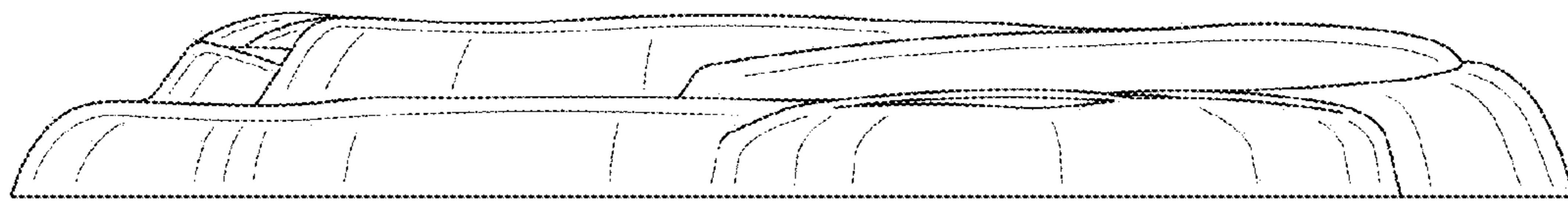


FIG. 4

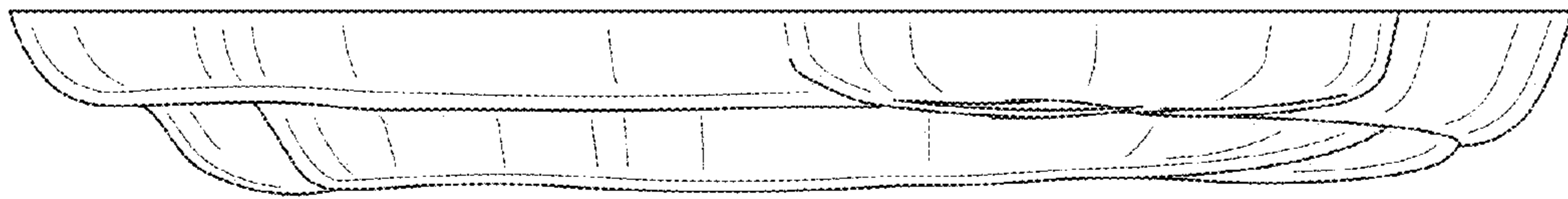


FIG. 5

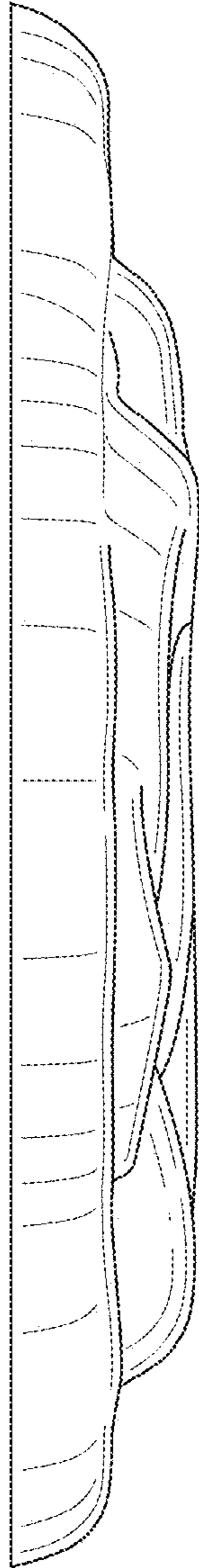


FIG. 6

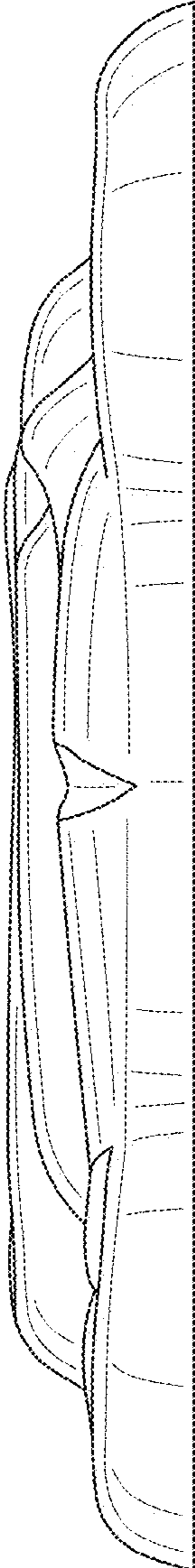


FIG. 7