



US00D706508S

(12) **United States Design Patent**
Duvigneau

(10) **Patent No.:** **US D706,508 S**
(45) **Date of Patent:** **** Jun. 3, 2014**

(54) **HAMPER**
(71) Applicant: **CURVER Luxembourg Sarl,**
Neidercorn (LU)
(72) Inventor: **Nikolai Duvigneau, Zichron Yaacov (IL)**
(73) Assignee: **CURVER Luxembourg Sarl,**
Neidercorn (LU)

(**) Term: **14 Years**
(21) Appl. No.: **29/464,128**
(22) Filed: **Aug. 13, 2013**

(30) **Foreign Application Priority Data**
Feb. 14, 2013 (IL) 53716
(51) **LOC (10) Cl.** **07-07**
(52) **U.S. Cl.**
USPC **D32/37**
(58) **Field of Classification Search**
USPC D37/35, 37, 53; D3/201, 304, 305, 306,
D3/307, 308, 309, 312, 314; D6/315, 331,
D6/657, 659, 663, 664, 667, 675, 677, 683,
D6/686; D9/420, 423, 501, 503, 517, 633,
D9/721, 738, 742, 772; D34/5, 6, 11;
206/292, 299; 220/651, 752, 760, 767,
220/768, 769, 770, 771, 780, 781, 782, 783
See application file for complete search history.

(56) **References Cited**
U.S. PATENT DOCUMENTS
170,755 A * 12/1875 Meinikheim et al. 220/495
D184,796 S * 4/1959 Bliss D32/37

D302,067 S * 7/1989 Yoshikawa D3/312
D302,069 S * 7/1989 Yoshikawa D3/312
D305,174 S * 12/1989 Yoshikawa D3/309
D305,470 S * 1/1990 Yoshikawa D3/314
D305,471 S * 1/1990 Yoshikawa D3/314
D305,472 S * 1/1990 Yoshikawa D3/309
D421,323 S * 2/2000 Douglas et al. D32/37
D526,754 S * 8/2006 Hardy et al. D32/37

* cited by examiner
Primary Examiner — Deanna L Pratt
Assistant Examiner — Natasha Vujcic
(74) *Attorney, Agent, or Firm* — Vorys, Sater, Seymour and
Pease LLP; Susanne M. Hopkins; William L. Klima

(57) **CLAIM**
The ornamental design for a hamper, as shown and described.

DESCRIPTION
FIG. 1 is a top perspective view of a first embodiment of a hamper;
FIG. 2 is a bottom perspective view thereof,
FIG. 3 is a front elevational view thereof, the rear view being identical thereof,
FIG. 4 is a left-side elevational view thereof, the right-side being a identical thereof,
FIG. 5 is a top planar view thereof,
FIG. 6 is a top perspective view of a second embodiment of a hamper.
FIG. 7 is a bottom perspective view thereof,
FIG. 8 is a front elevational view thereof, the rear view being identical thereof,
FIG. 9 is a left-side elevational view thereof, the right-side being a identical thereof; and,
FIG. 10 is a top planar view thereof.

1 Claim, 10 Drawing Sheets






Fig. 1




Fig. 2




Fig. 3




Fig. 4




Fig. 5




Fig. 6




Fig. 7




Fig. 8



Fig. 9




Fig. 10