



US00D706496S

(12) **United States Design Patent**  
**Eskenazi**

(10) **Patent No.:** **US D706,496 S**  
(45) **Date of Patent:** **\*\* Jun. 3, 2014**

(54) **CROSS HARNESS**

(71) Applicant: **Marina Bidault Eskenazi**, North  
Miami, FL (US)

(72) Inventor: **Marina Bidault Eskenazi**, North  
Miami, FL (US)

(\*\*) Term: **14 Years**

(21) Appl. No.: **29/455,271**

(22) Filed: **May 18, 2013**

(51) **LOC (10) Cl.** ..... **30-04**

(52) **U.S. Cl.**  
USPC ..... **D30/152**

(58) **Field of Classification Search**  
USPC ..... D30/144, 145, 151, 152, 153, 199;  
D2/894, 627, 628; D11/3, 4, 16;  
119/174, 654, 769, 772, 792-798, 815,  
119/821, 850, 855, 856, 858-860, 863-865,  
119/907

See application file for complete search history.

(56) **References Cited**

U.S. PATENT DOCUMENTS

1,508,601	A *	9/1924	Huff	.....	119/792
1,800,421	A *	4/1931	Wickersham et al.	.....	119/863
2,187,021	A *	1/1940	Everson	.....	119/792
2,605,744	A *	8/1952	Urbanski	.....	119/863
3,768,445	A *	10/1973	Sorrels	.....	119/856
D366,542	S *	1/1996	Pierson	.....	D30/152
D375,612	S *	11/1996	Elder	.....	D2/894
5,630,382	A *	5/1997	Barbera et al.	.....	119/859
D470,429	S *	2/2003	Bonnet	.....	D11/3
D498,336	S *	11/2004	Hong	.....	D30/152
D530,046	S *	10/2006	Lord	.....	D30/152

D540,709	S *	4/2007	Daas	.....	D11/16
D616,615	S *	5/2010	Alvarenga	.....	D30/152
D632,850	S *	2/2011	Light et al.	.....	D30/152
8,142,053	B2 *	3/2012	Hurwitz	.....	362/249.16
D663,230	S *	7/2012	Fillon	.....	D11/4
D677,191	S *	3/2013	Benjamin	.....	D11/4
2008/0105216	A1 *	5/2008	Sporn	.....	119/863

\* cited by examiner

*Primary Examiner* — Caron D Veynar

*Assistant Examiner* — Martie K Holtje

(74) *Attorney, Agent, or Firm* — QuickPatents; Kevin Prince

(57) **CLAIM**

I claim the ornamental design for a cross harness, as shown and described.

**DESCRIPTION**

FIG. 1 is a perspective view of a cross harness, showing my new design in a deployed configuration;

FIG. 2 is a front elevational view thereof in a flat configuration, the left-side elevational view being a mirror image thereof;

FIG. 3 is a right-side elevational view of FIG. 2, the rear elevational view being a mirror image thereof;

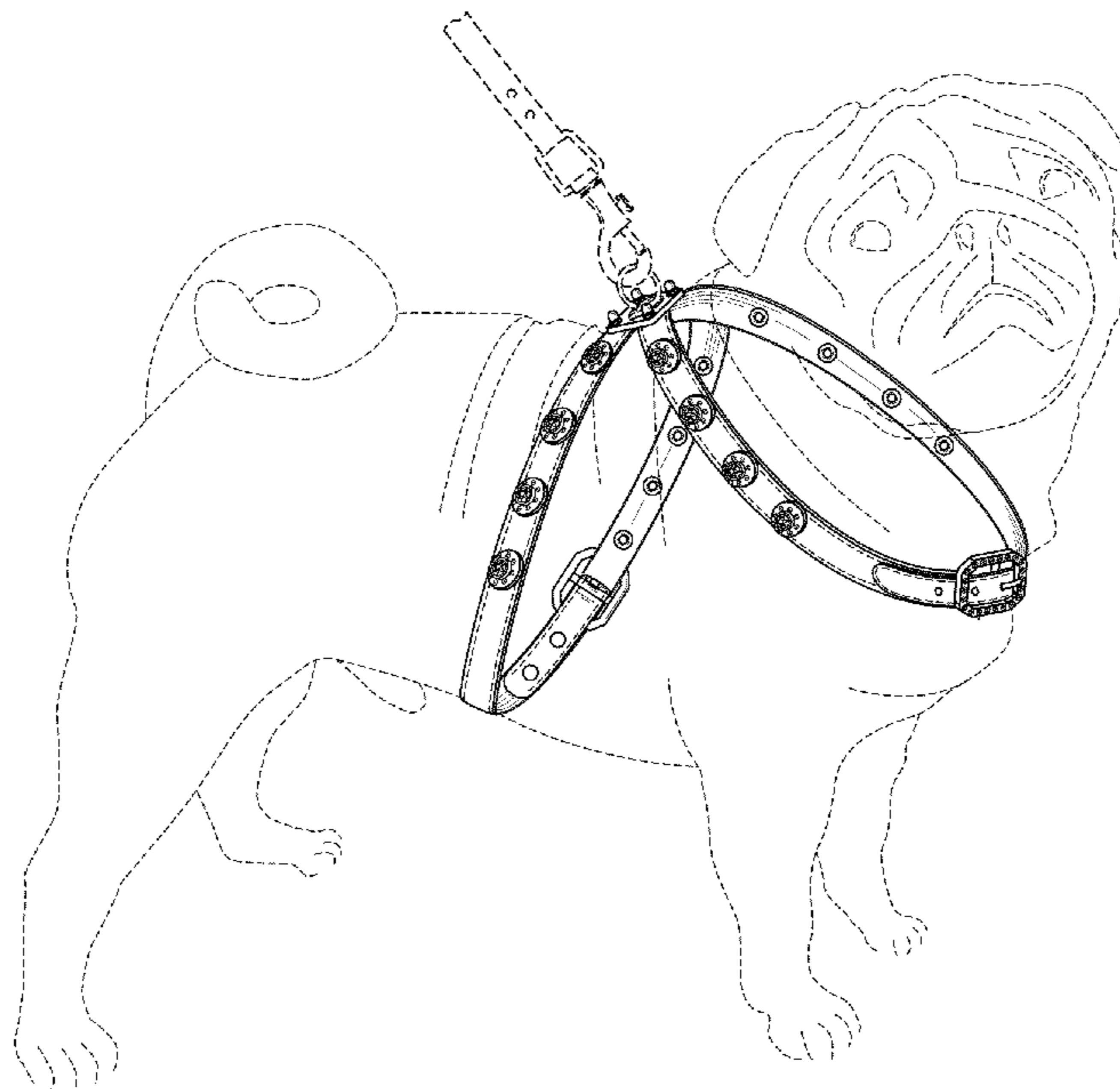
FIG. 4 is a top plan view of FIG. 2; and,

FIG. 5 is a bottom plan view of FIG. 2.

The broken lines on the cross harness are understood to represent stitching.

The dog and leash depicted by broken lines in FIG. 1 have been shown for the purpose of illustrating environment that forms no part of the claimed design.

**1 Claim, 3 Drawing Sheets**



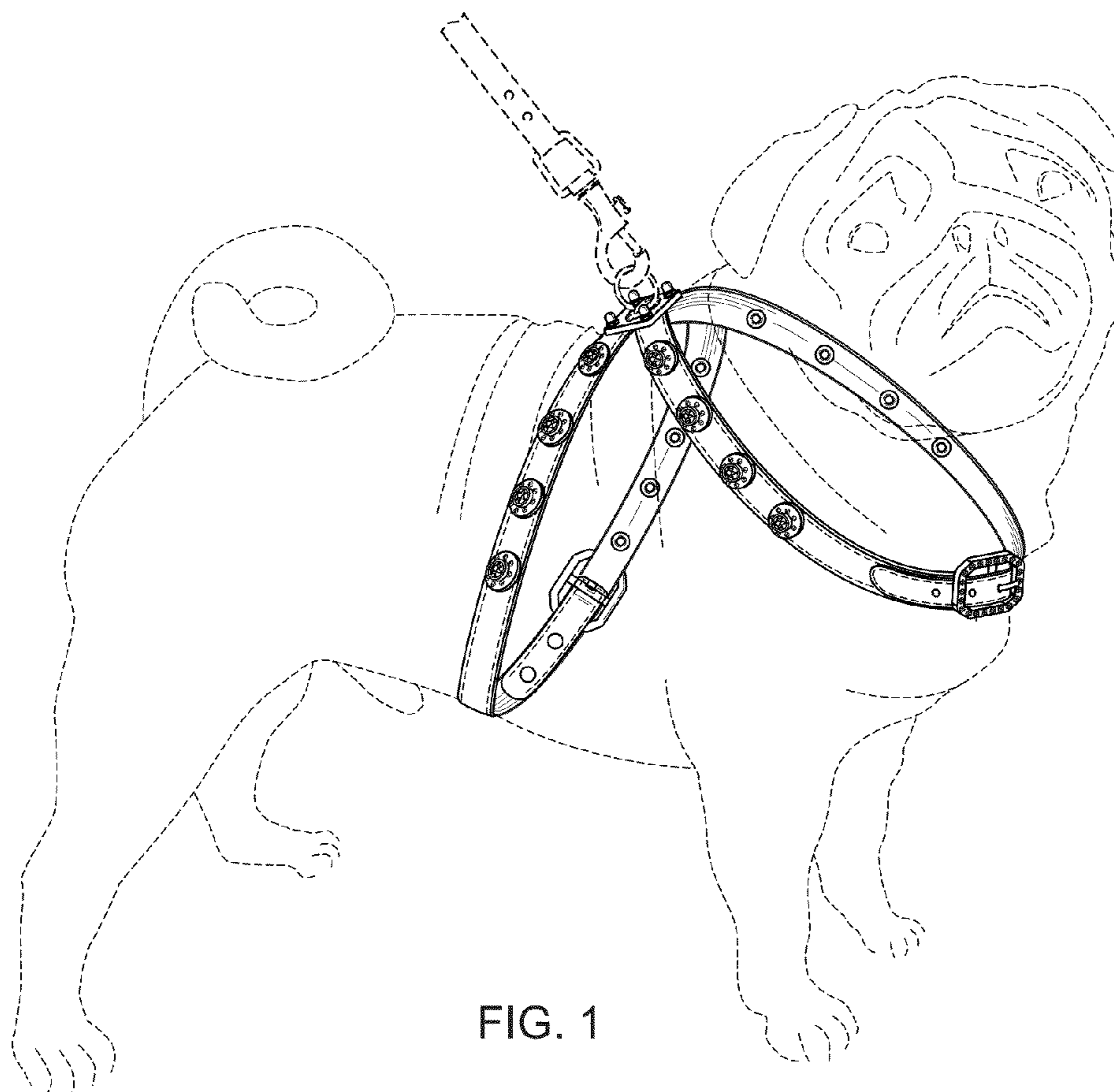


FIG. 1



FIG. 2



FIG. 3

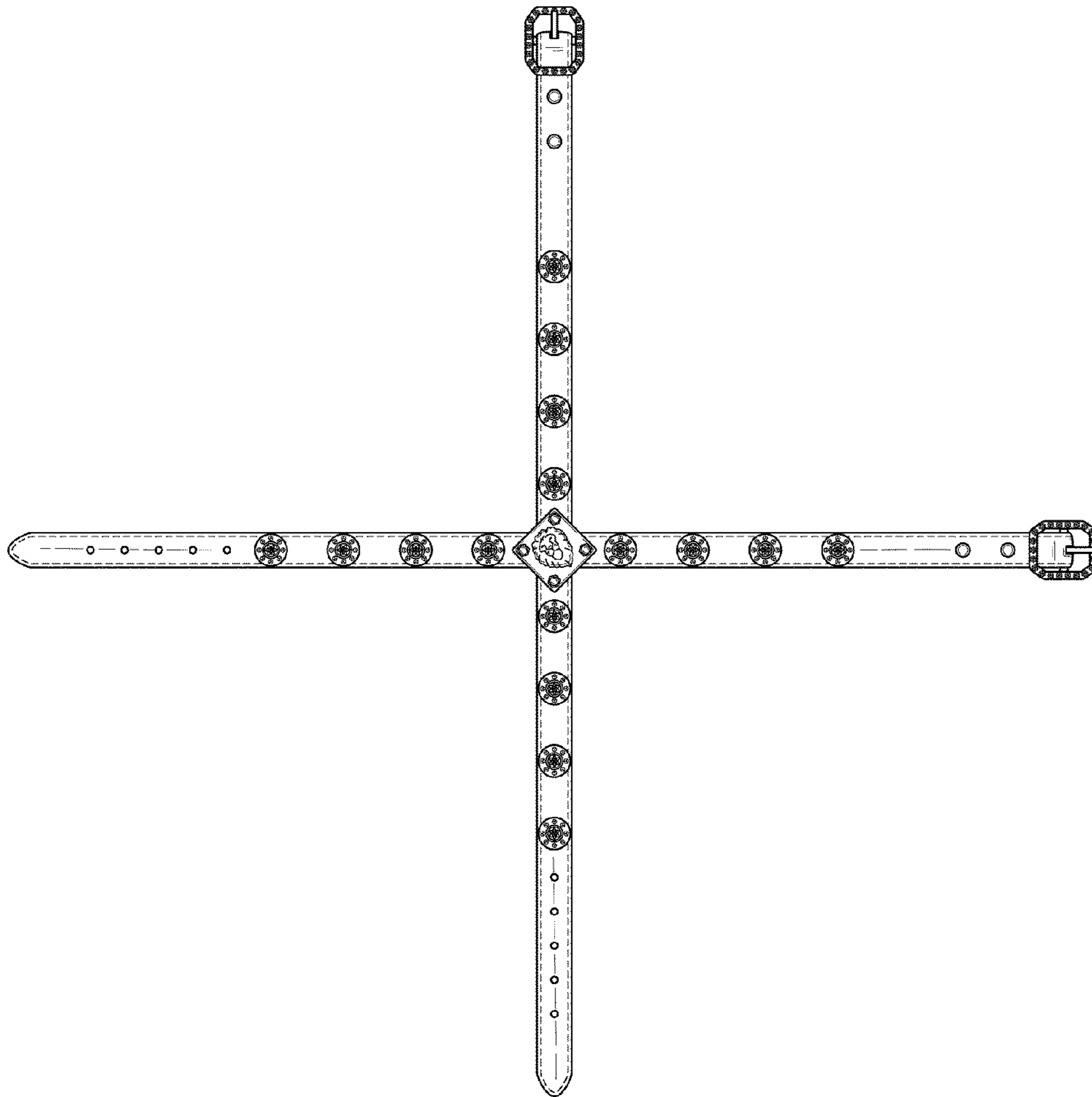


FIG. 4

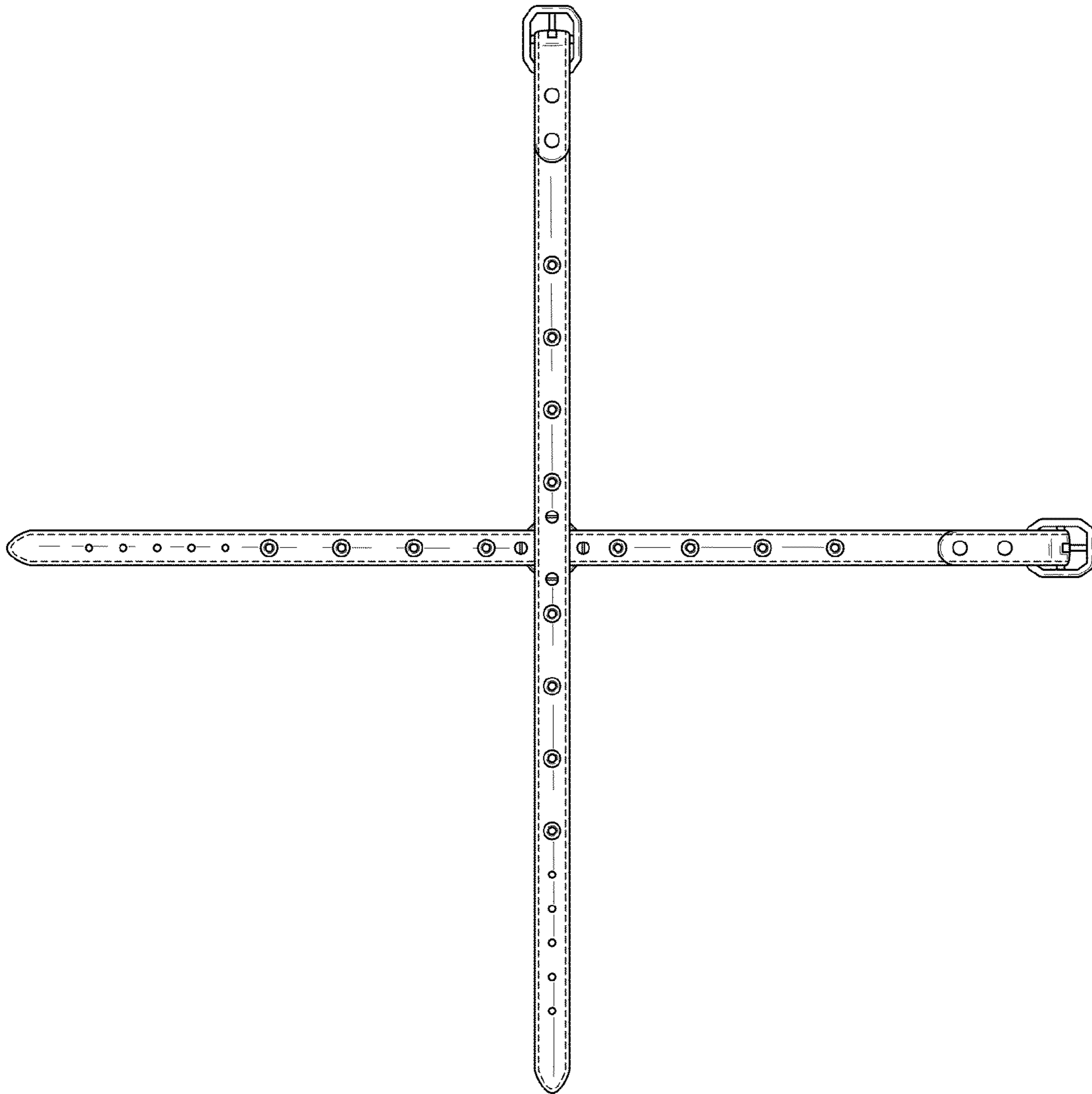


FIG. 5