



US00D706412S

(12) **United States Design Patent**  
**Henry et al.**

(10) **Patent No.:** **US D706,412 S**  
(45) **Date of Patent:** **\*\* Jun. 3, 2014**

- (54) **CUSHION FOR RESPIRATORY MASK**
- (71) Applicant: **ResMed Limited**, Bella Vista (AU)
- (72) Inventors: **Robert Edward Henry**, Baulkham Hills (AU); **Gerard Michael Rummery**, Woodford (AU)
- (73) Assignee: **ResMed Limited**, Bella Vista (AU)
- (\*\*) Term: **14 Years**
- (21) Appl. No.: **29/452,668**
- (22) Filed: **Apr. 19, 2013**

D594,111	S	*	6/2009	Reid et al.	.....	D24/110.1
D595,841	S		7/2009	McAuley et al.		
D614,763	S	*	4/2010	Maurer et al.	.....	D24/110.1
D639,932	S		6/2011	D'Souza et al.		
8,056,561	B2	*	11/2011	Kwok et al.	.....	128/206.24
D652,134	S	*	1/2012	Reid et al.	.....	D24/110.1
D653,328	S	*	1/2012	Eves et al.	.....	D24/110.1
D655,808	S		3/2012	Stallard et al.		
8,210,180	B2	*	7/2012	Gunaratnam	.....	128/206.24
D665,493	S	*	8/2012	Skipper et al.	.....	D24/110.1
8,353,293	B1	*	1/2013	Fuhrman	.....	128/206.21
8,505,535	B2	*	8/2013	Jones et al.	.....	128/204.21
8,522,783	B2	*	9/2013	Kwok et al.	.....	128/204.26
8,522,784	B2	*	9/2013	Ng et al.	.....	128/206.28
8,544,470	B2	*	10/2013	Chien	.....	128/206.21

(Continued)

**OTHER PUBLICATIONS**

Spruell et al., Parent U.S. Appl. No. 29/371,435, filed Feb. 25, 2011.

(Continued)

*Primary Examiner* — Richard E Chilcot  
(74) *Attorney, Agent, or Firm* — Nixon & Vanderhye, P.C.

**Related U.S. Application Data**

- (62) Division of application No. 29/371,435, filed on Feb. 25, 2011, now Pat. No. Des. 683,846.
- (51) **LOC (10) Cl.** ..... **29-02**
- (52) **U.S. Cl.**  
USPC ..... **D24/110**
- (58) **Field of Classification Search**  
USPC ..... D24/110–110.6; 128/205.25–206.28,  
128/207.11–207.13  
See application file for complete search history.

(57) **CLAIM**  
The ornamental design for a cushion for respiratory mask, as shown.

(56) **References Cited**

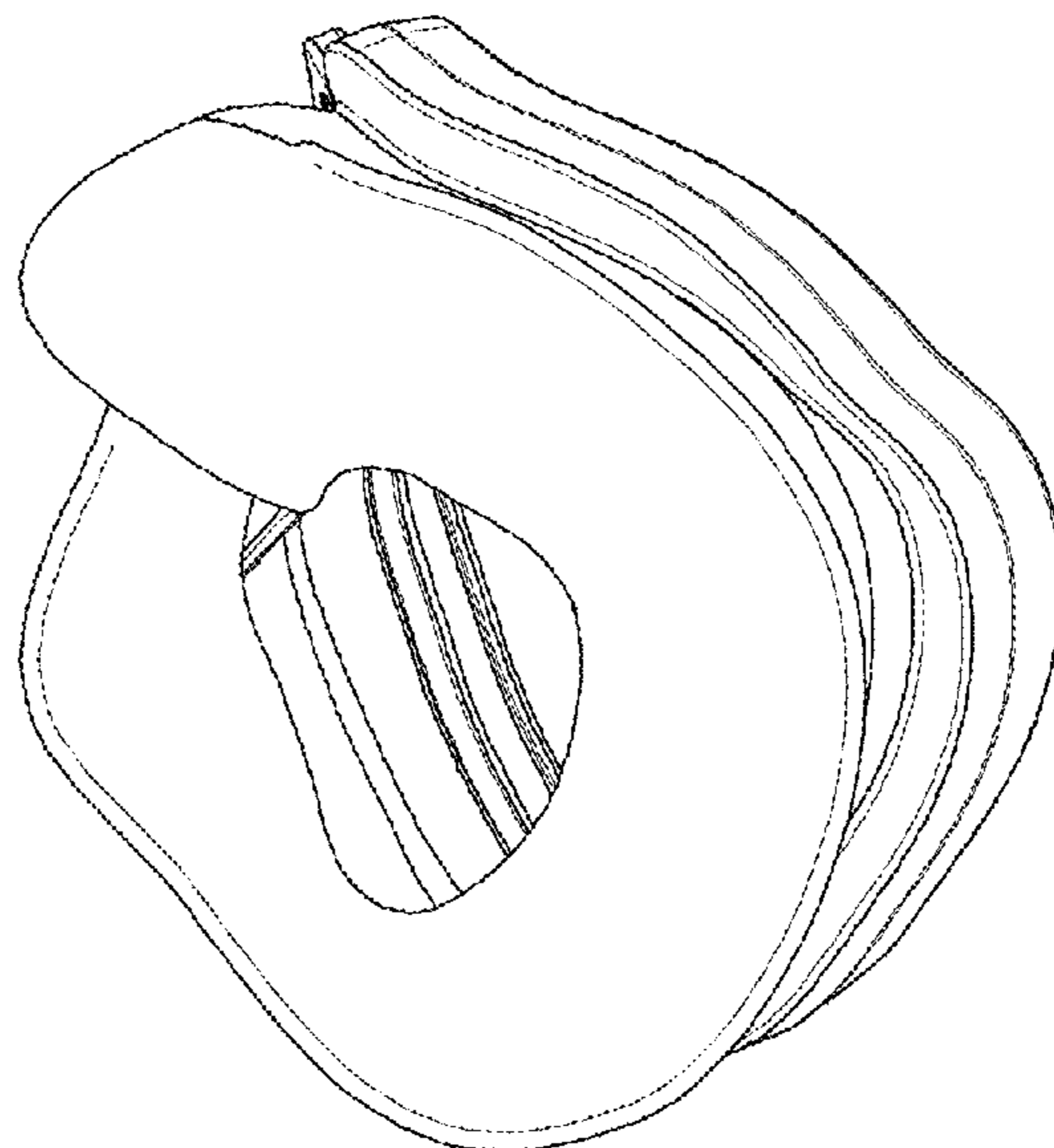
**U.S. PATENT DOCUMENTS**

D423,096	S	*	4/2000	Kwok	.....	D24/110.1
D492,992	S		7/2004	Guney et al.		
D498,529	S	*	11/2004	Kwok et al.	.....	D24/110.1
D505,489	S		5/2005	Sleeper		
D530,007	S	*	10/2006	Guney et al.	.....	D24/110.1
D538,927	S		3/2007	Aylsworth et al.		
D556,898	S		12/2007	Guney et al.		
D557,411	S		12/2007	Smart et al.		
D558,331	S	*	12/2007	Davidson et al.	.....	D24/110.1
D572,816	S		7/2008	Lang et al.		
D585,981	S	*	2/2009	Moore et al.	.....	D24/110.1

**DESCRIPTION**

FIG. 1 is a front perspective view of a cushion for respiratory mask according to our new ornamental design;  
FIG. 2 is a front view thereof;  
FIG. 3 is a rear view thereof;  
FIG. 4 is a top view thereof;  
FIG. 5 is a bottom view thereof;  
FIG. 6 is a left side view thereof;  
FIG. 7 is a right side view thereof; and,  
FIG. 8 is a cross section through line 8-8 of FIG. 2.

**1 Claim, 4 Drawing Sheets**



(56)

**References Cited**

**OTHER PUBLICATIONS**

U.S. PATENT DOCUMENTS

8,550,084 B2 \* 10/2013 Ng et al. .... 128/206.28  
D694,875 S \* 12/2013 D'Souza et al. .... D24/110  
2008/0006277 A1 1/2008 Worboys et al.  
2011/0155139 A1 6/2011 Ho et al.  
2011/0277770 A1 11/2011 Chang

Spruell et al., U.S. Appl. No. 29/371,434, filed Feb. 25, 2011.

Rummery et al., U.S. Appl. No. 29/401,274, filed Sep. 9, 2011.

\* cited by examiner

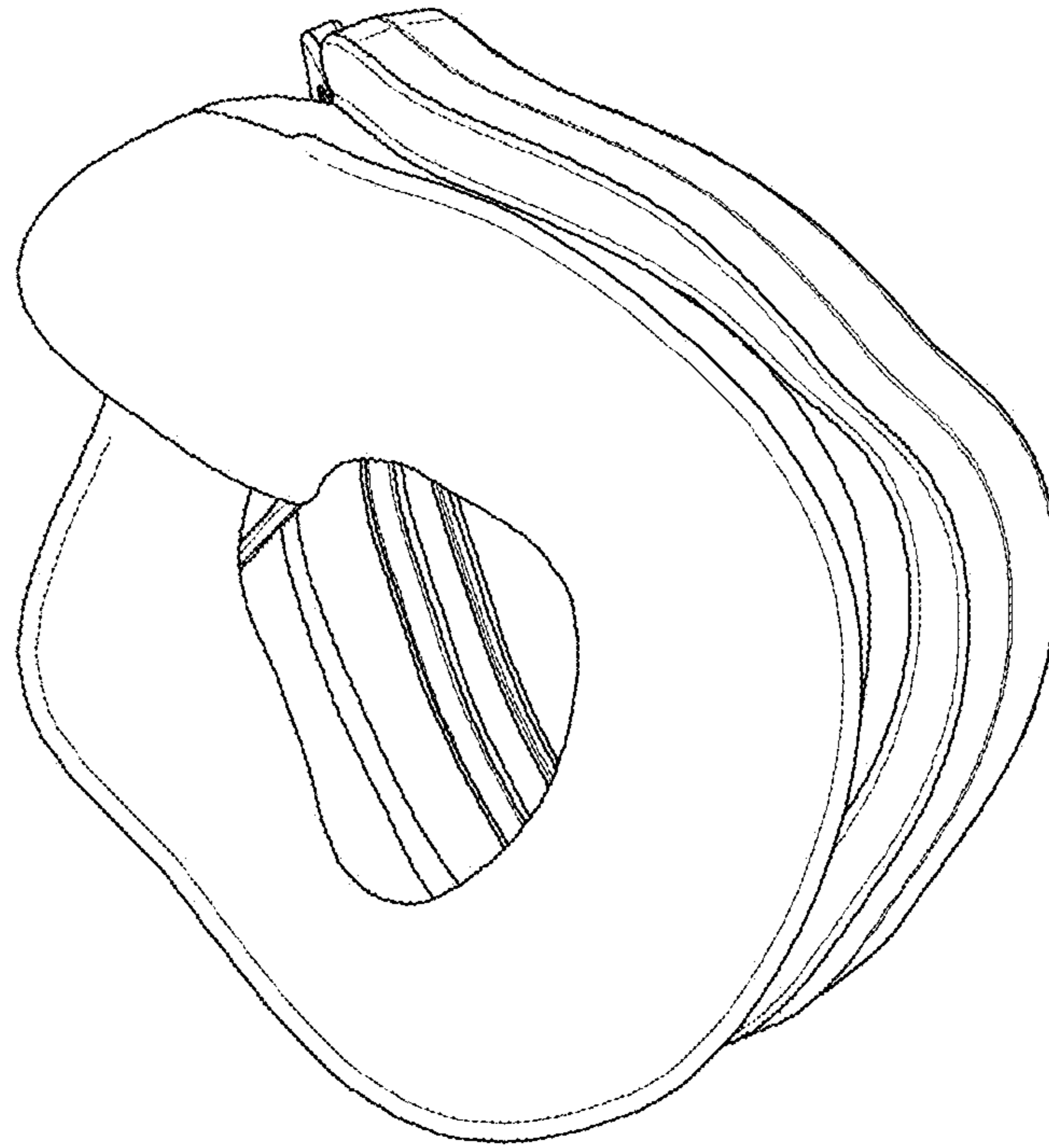


FIG. 1

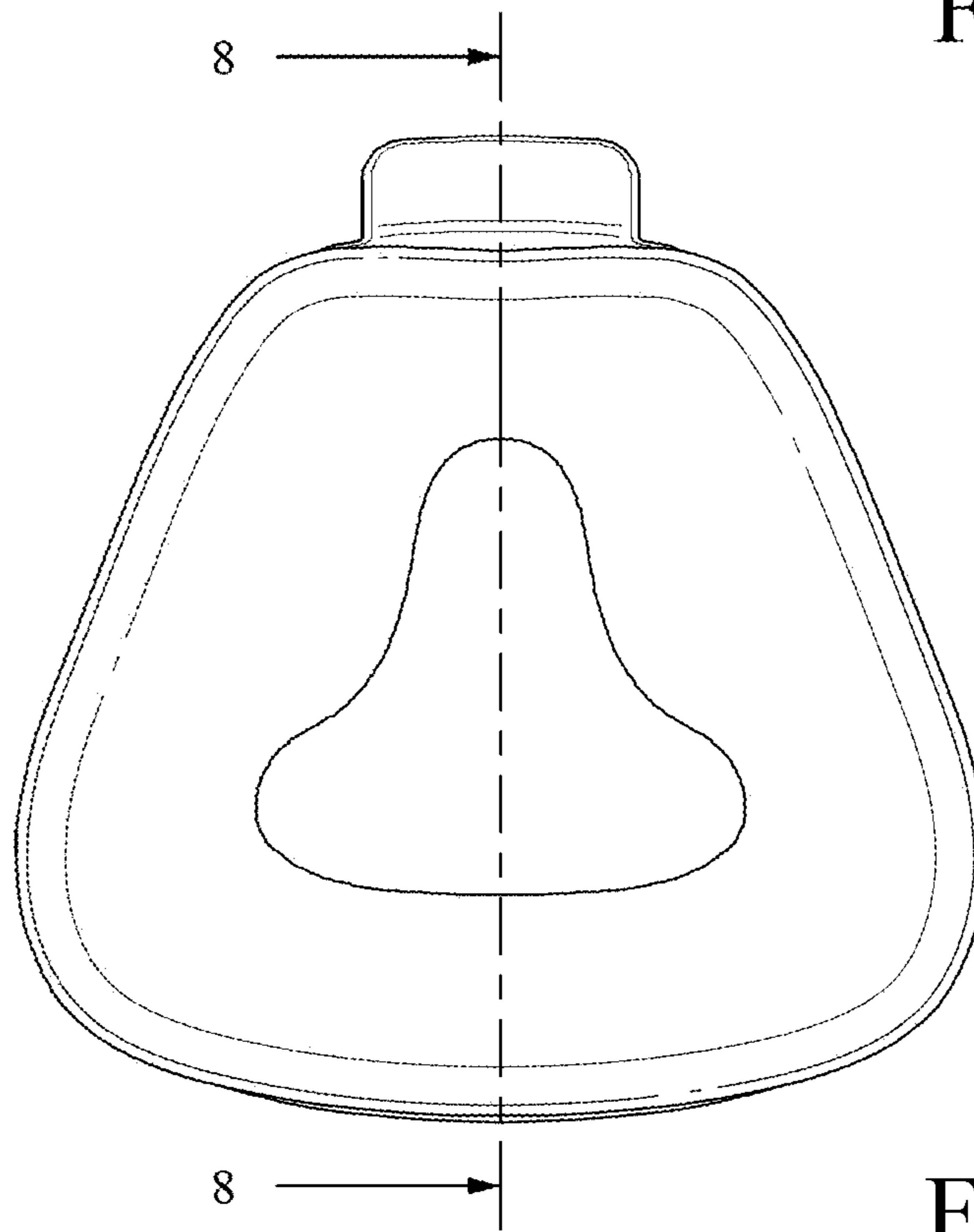


FIG. 2

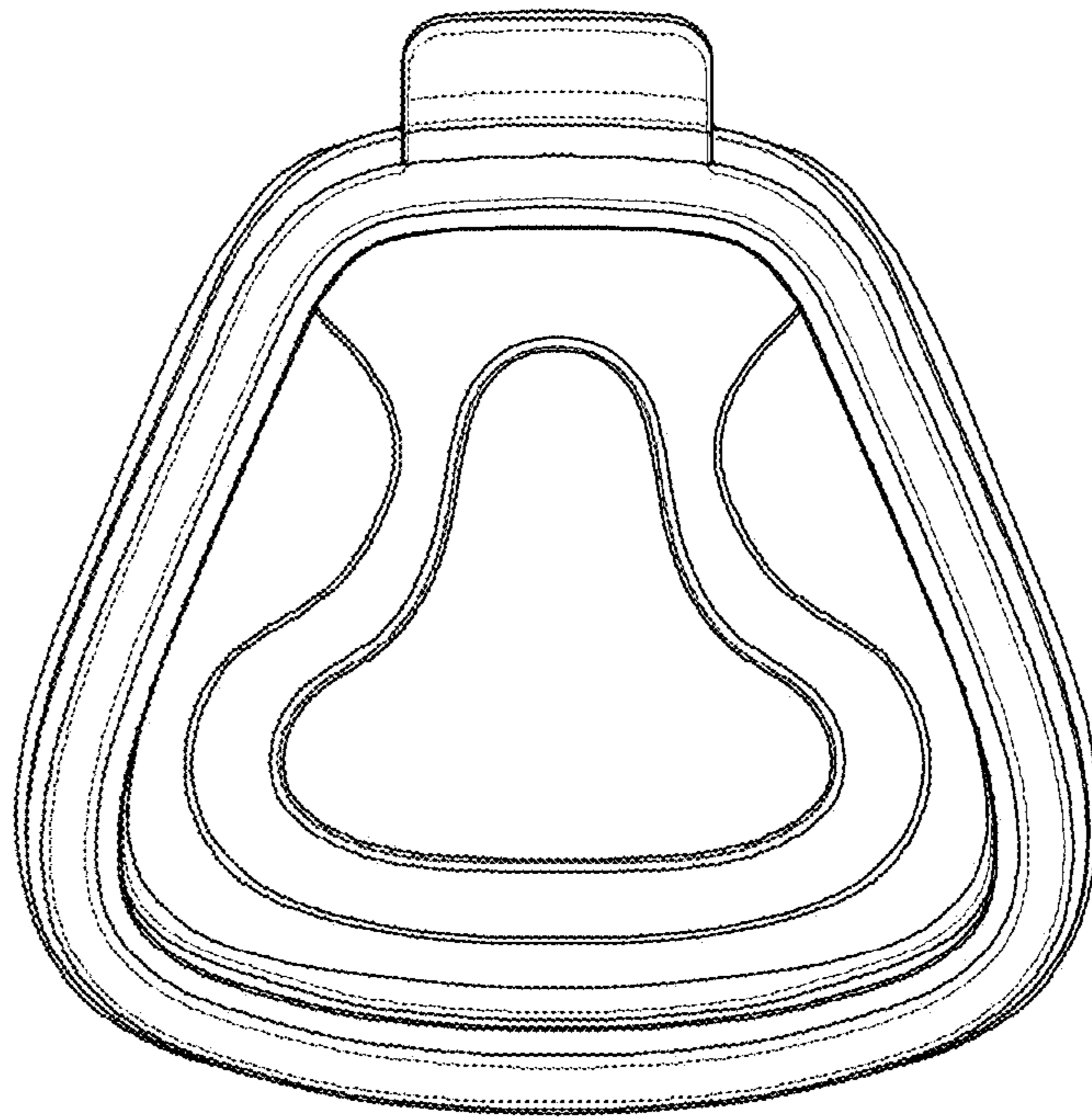


FIG. 3

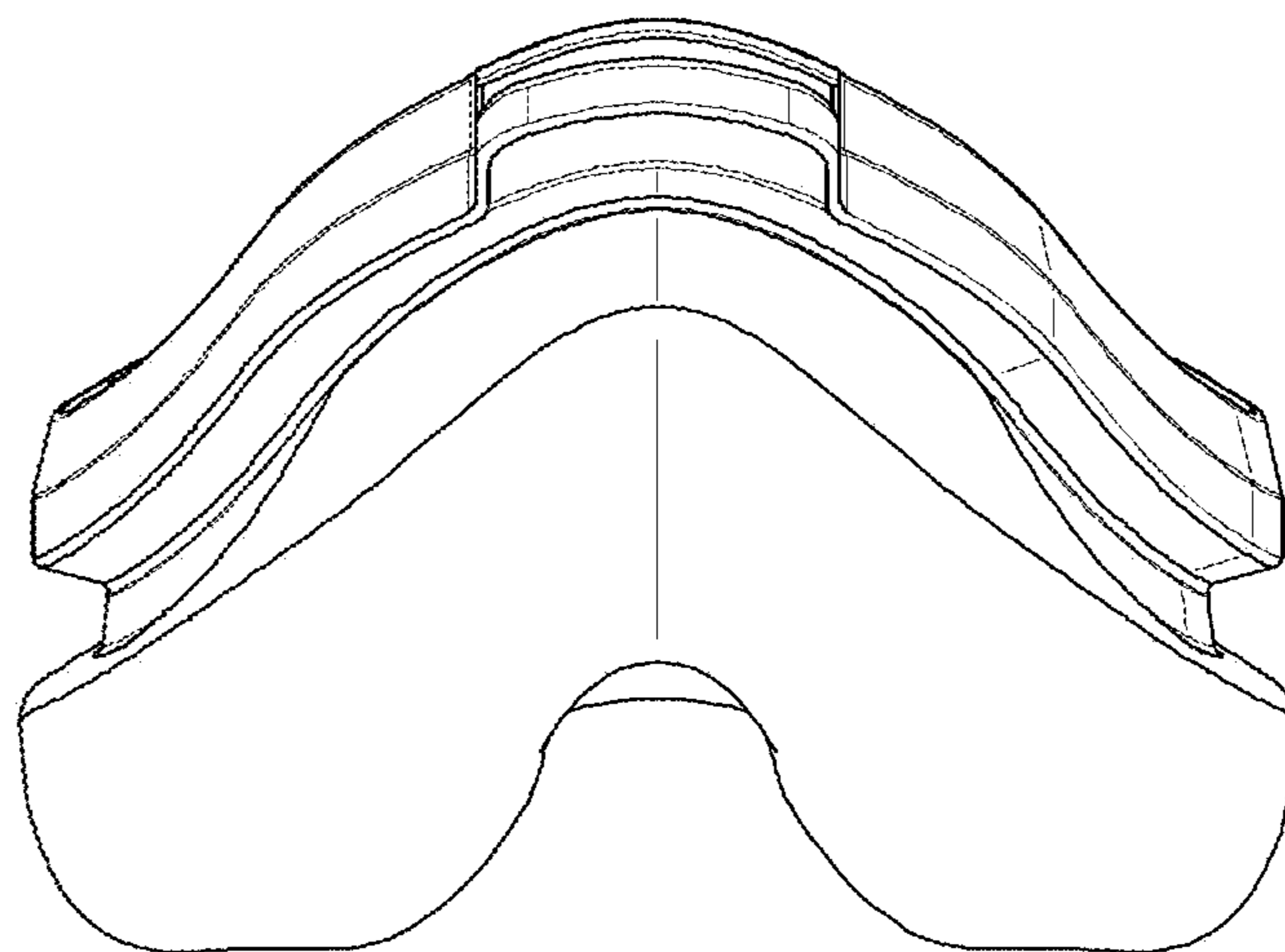


FIG. 4

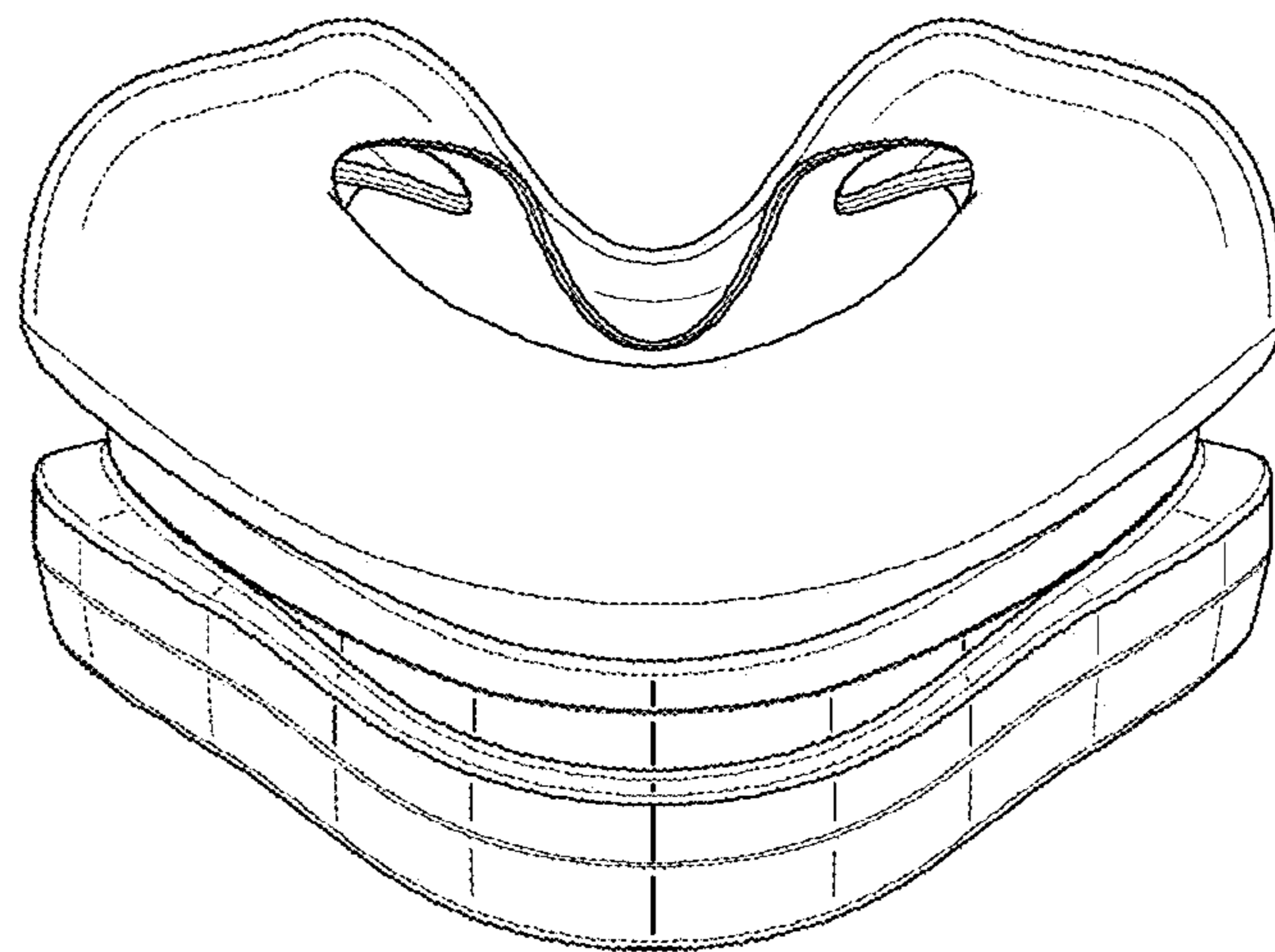


FIG. 5

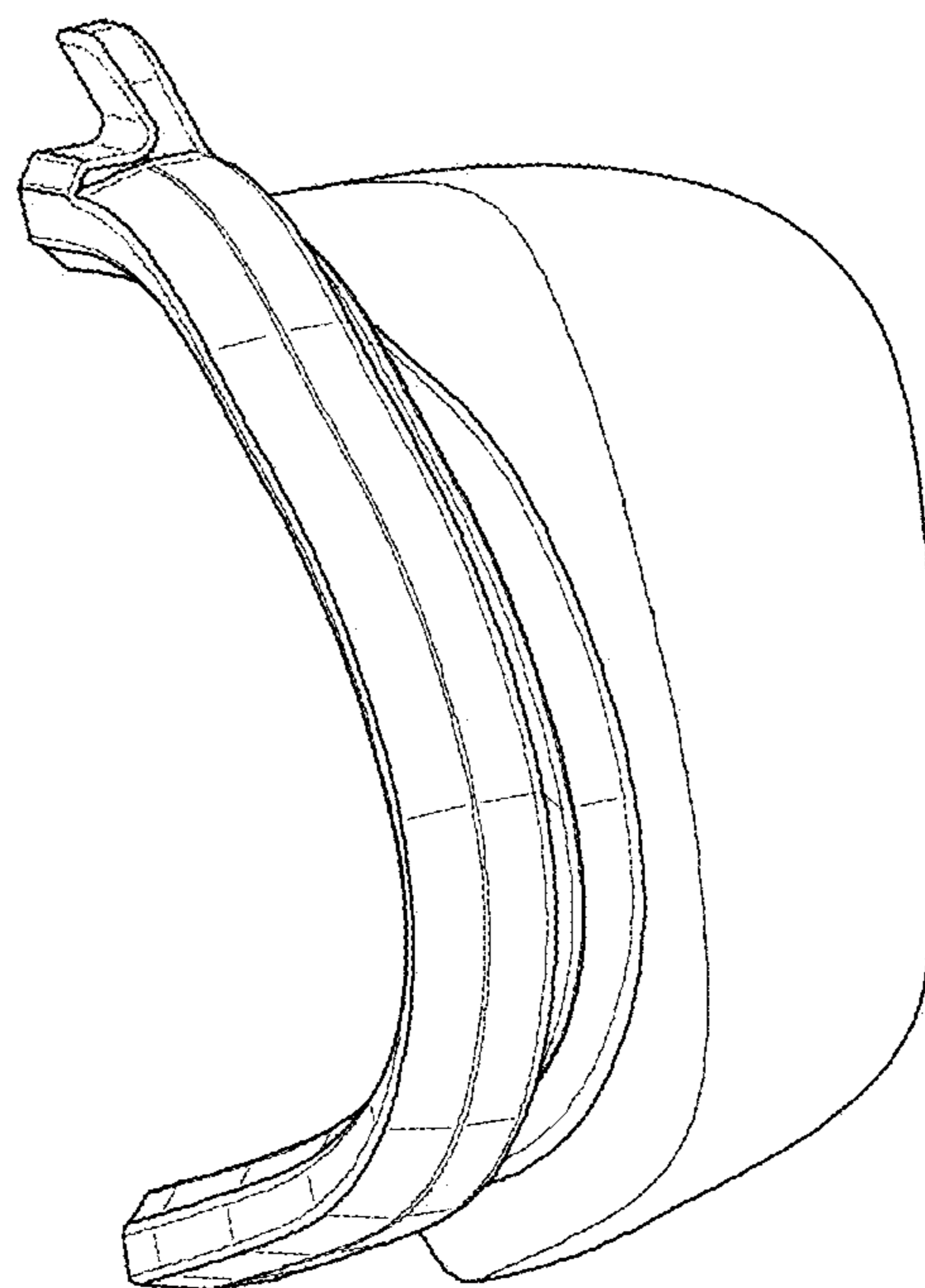


FIG. 6

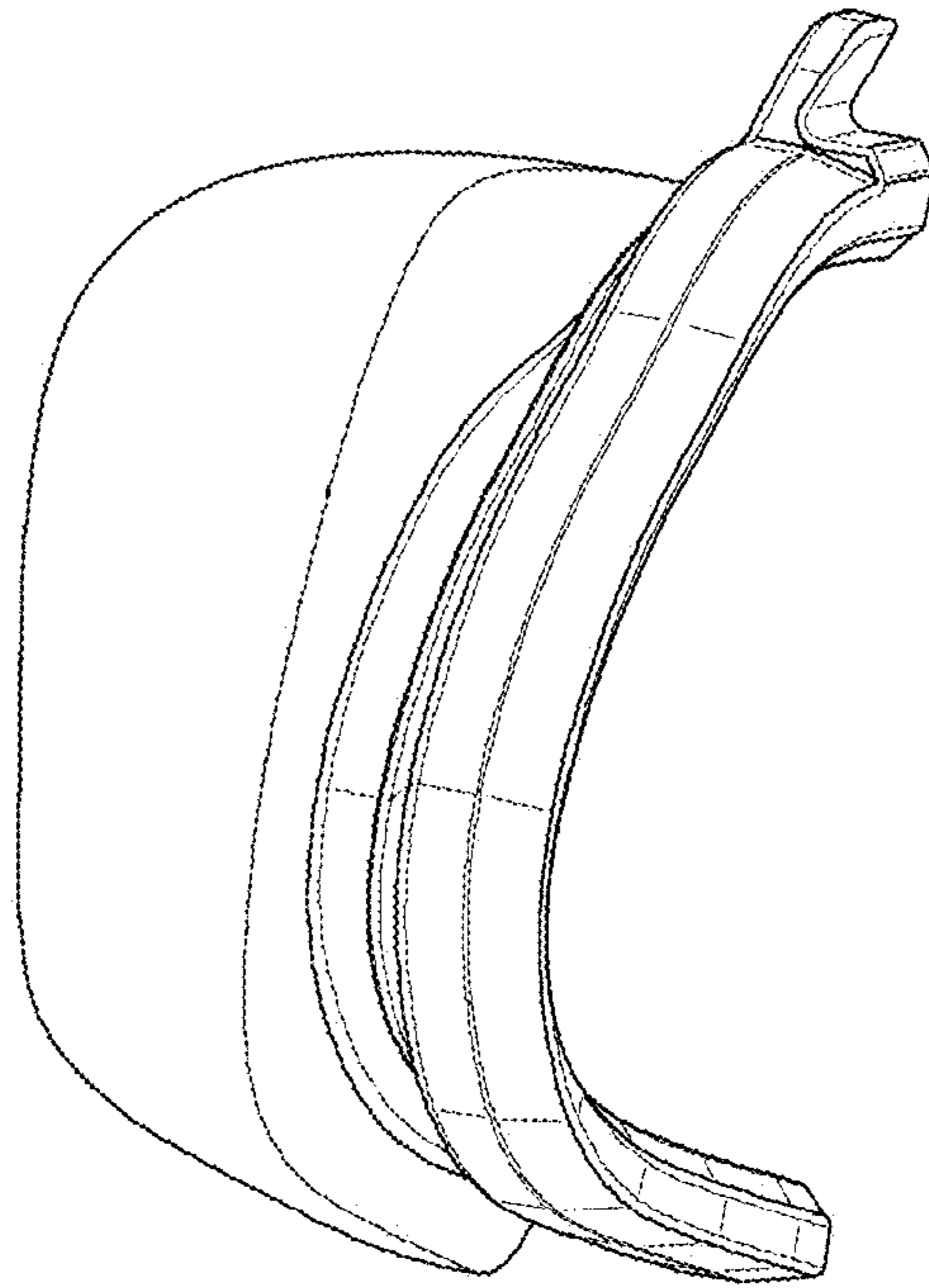


FIG. 7

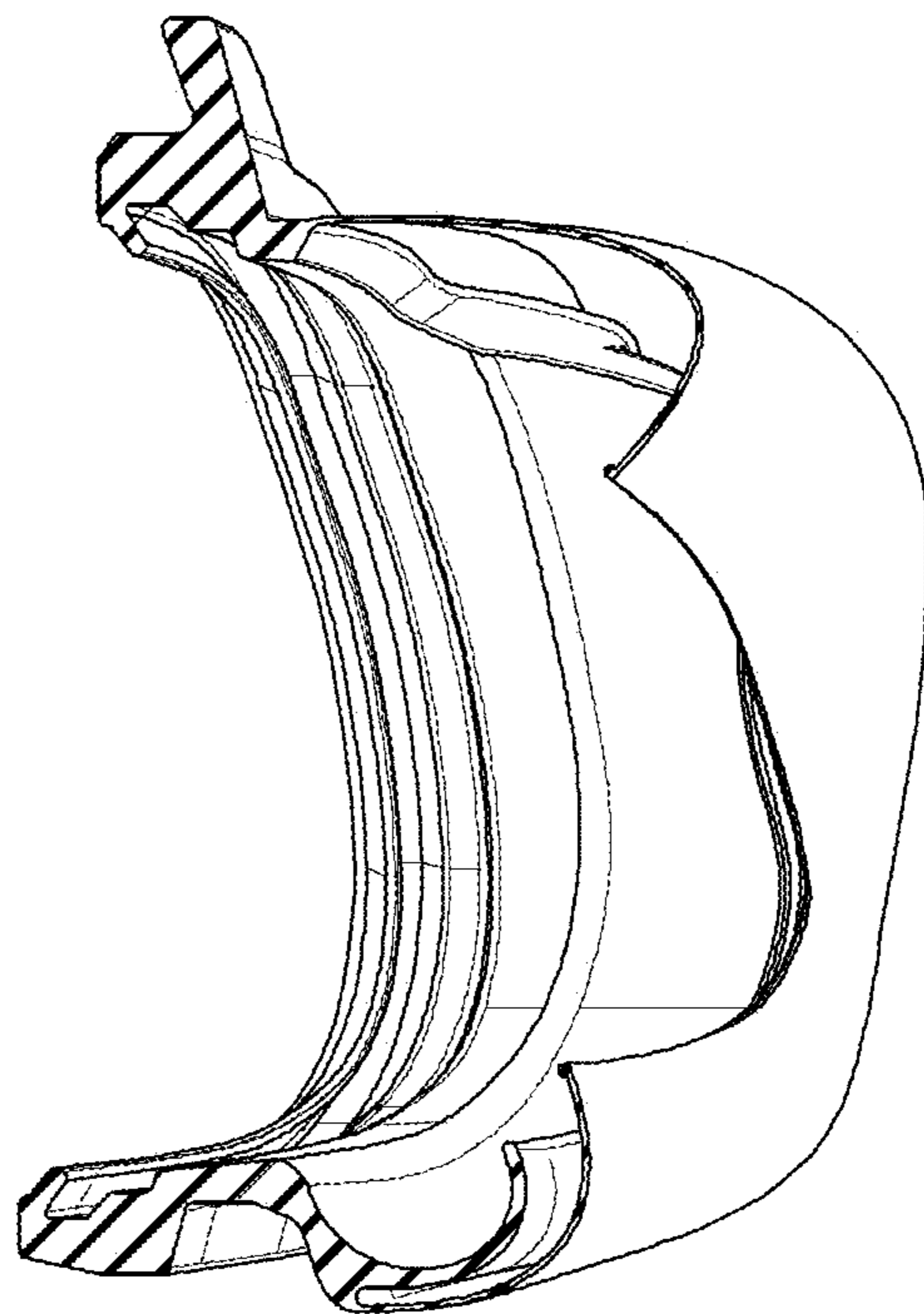


FIG. 8