

US00D706411S

(12) **United States Design Patent**  
**Wang**

(10) **Patent No.:** **US D706,411 S**  
(45) **Date of Patent:** **\*\* Jun. 3, 2014**

- (54) **CEILING FAN BLADE**
- (71) Applicant: **Air Cool Industrial Co., Ltd.**, Taichung (TW)
- (72) Inventor: **Cliff Wang**, Taichung (TW)
- (73) Assignee: **Air Cool Industrial Co., Ltd.**, Taichung (TW)
- (\*\*) Term: **14 Years**
- (21) Appl. No.: **29/437,942**
- (22) Filed: **Nov. 21, 2012**
- (51) **LOC (10) Cl.** ..... **23-04**
- (52) **U.S. Cl.**  
USPC ..... **D23/413**
- (58) **Field of Classification Search**  
CPC ..... F04D 29/00; F04D 29/005; F04D 29/34;  
F04D 29/322; F04D 29/324; F04D 29/326;  
F04D 29/384; F04D 29/388; F04D 25/088;  
B23P 15/04; B64C 11/04; B64C 11/24;  
B64C 27/46; B64D 2027/026; B64D  
2027/005; B21D 53/78; B21C 23/16; B23K  
2201/001; B29D 99/0025  
USPC ..... D23/411-414, 324, 331, 343, 370-387,  
D23/499; D26/85, 88, 106; 395/364; 416/5,  
416/244 R, 170 R, 184, 204 R, 206, 207,  
416/210 R, 214 R, 220 R, 228, 235-223 B,  
416/245 R-244 B  
See application file for complete search history.

(56) **References Cited**  
U.S. PATENT DOCUMENTS

4,592,702	A *	6/1986	Bogage	416/247 R
D313,669	S *	1/1991	Sonneman	D26/109
D325,079	S *	3/1992	Chaim	D23/379
5,135,365	A *	8/1992	Bogage	417/423.15
D417,494	S *	12/1999	Evans	D23/377
D457,620	S *	5/2002	Frampton	D23/413

D476,408	S *	6/2003	Hidalgo	D23/411
D478,654	S *	8/2003	Hidalgo	D23/413
D478,974	S *	8/2003	Hidalgo	D23/377
D480,473	S *	10/2003	Thomas, Jr.	D23/413
6,719,532	B2 *	4/2004	Bird	416/210 R
6,719,533	B2 *	4/2004	Bird	416/210 R
D514,731	S *	2/2006	Engel	D26/88
D517,203	S *	3/2006	Young	D23/413
D523,545	S *	6/2006	Young	D23/377
D529,163	S *	9/2006	Young	D23/377
D561,326	S *	2/2008	Gajewski	D23/377
D562,960	S *	2/2008	Gajewski	D23/377
D570,466	S *	6/2008	Gajewski	D23/377
D571,454	S *	6/2008	Gajewski	D23/413
7,413,410	B2 *	8/2008	Shahin et al.	416/238
D594,542	S *	6/2009	Pan	D23/377
D606,231	S *	12/2009	Sabernig	D26/85
D608,935	S *	1/2010	Pedersen	D26/85
D633,611	S *	3/2011	Pan	D23/377
D663,829	S *	7/2012	Allen et al.	D23/377
D671,635	S *	11/2012	Pan	D23/413
D679,794	S *	4/2013	Allen et al.	D23/377
2005/0002791	A1 *	1/2005	Bird et al.	416/210 R

\* cited by examiner


*Primary Examiner* — Susan Bennett Hattan  
*Assistant Examiner* — Marie Fast Horse  
(74) *Attorney, Agent, or Firm* — Ming Chow; Sinorica, LLC

(57) **CLAIM**  
I claim the ornamental design for a ceiling fan blade, as shown and described.

**DESCRIPTION**

FIG. 1 is a front perspective view of a ceiling fan blade showing my new design;  
FIG. 2 is a front elevational view thereof;  
FIG. 3 is a rear elevational view thereof.  
FIG. 4 is a left side elevational view thereof;  
FIG. 5 is a right side elevational view thereof;  
FIG. 6 is a top plan view thereof; and,  
FIG. 7 is a bottom plan view thereof.

**1 Claim, 4 Drawing Sheets**






FIG. 1




FIG. 2



FIG. 3




FIG. 4




FIG. 5




FIG. 6




FIG. 7