



US00D706382S

(12) **United States Design Patent**
Charlton

(10) **Patent No.:** **US D706,382 S**
(45) **Date of Patent:** **** Jun. 3, 2014**

(54) **SELF DEFENSE DEVICE**
(71) Applicant: **Mark Stuart Charlton**, Medford Lakes,
NJ (US)
(72) Inventor: **Mark Stuart Charlton**, Medford Lakes,
NJ (US)

(**) Term: **14 Years**

(21) Appl. No.: **29/435,538**

(22) Filed: **Oct. 25, 2012**

(51) **LOC (10) Cl.** **22-02**

(52) **U.S. Cl.**
USPC **D22/117**

(58) **Field of Classification Search**
USPC D22/117, 119, 118; D8/17-26, 105;
482/12; 463/47.2-47.7
See application file for complete search history.

(56) **References Cited**

U.S. PATENT DOCUMENTS

756,182 A * 3/1904 Novak 42/59
D304,899 S * 12/1989 Liu D8/23

D352,339 S * 11/1994 McGowan et al. D22/117
5,863,251 A * 1/1999 Fusco 463/47.2
D503,451 S * 3/2005 Tal D22/117
D555,752 S * 11/2007 Pambuan D22/117
D585,519 S * 1/2009 Pennington D22/117
D603,231 S * 11/2009 Fisher et al. D8/20
D609,346 S * 2/2010 Yu D24/168
2009/0203452 A1 * 8/2009 Cory, Jr. 463/47.2
2011/0130207 A1 * 6/2011 Hasenyager 463/47.2
2013/0165239 A1 * 6/2013 Gaudet 463/47.2

* cited by examiner

Primary Examiner — Michael A Pratt


(57) **CLAIM**

I claim the ornamental design for a self defense device, as shown and described.

DESCRIPTION

FIG. 1 is a top elevation view of my new design, the bottom side being an identical image;
FIG. 2 is a left side perspective view thereof, the right side being a mirror image;
FIG. 3 is a front perspective view thereof; and,
FIG. 4 is a rear perspective view thereof.

1 Claim, 4 Drawing Sheets



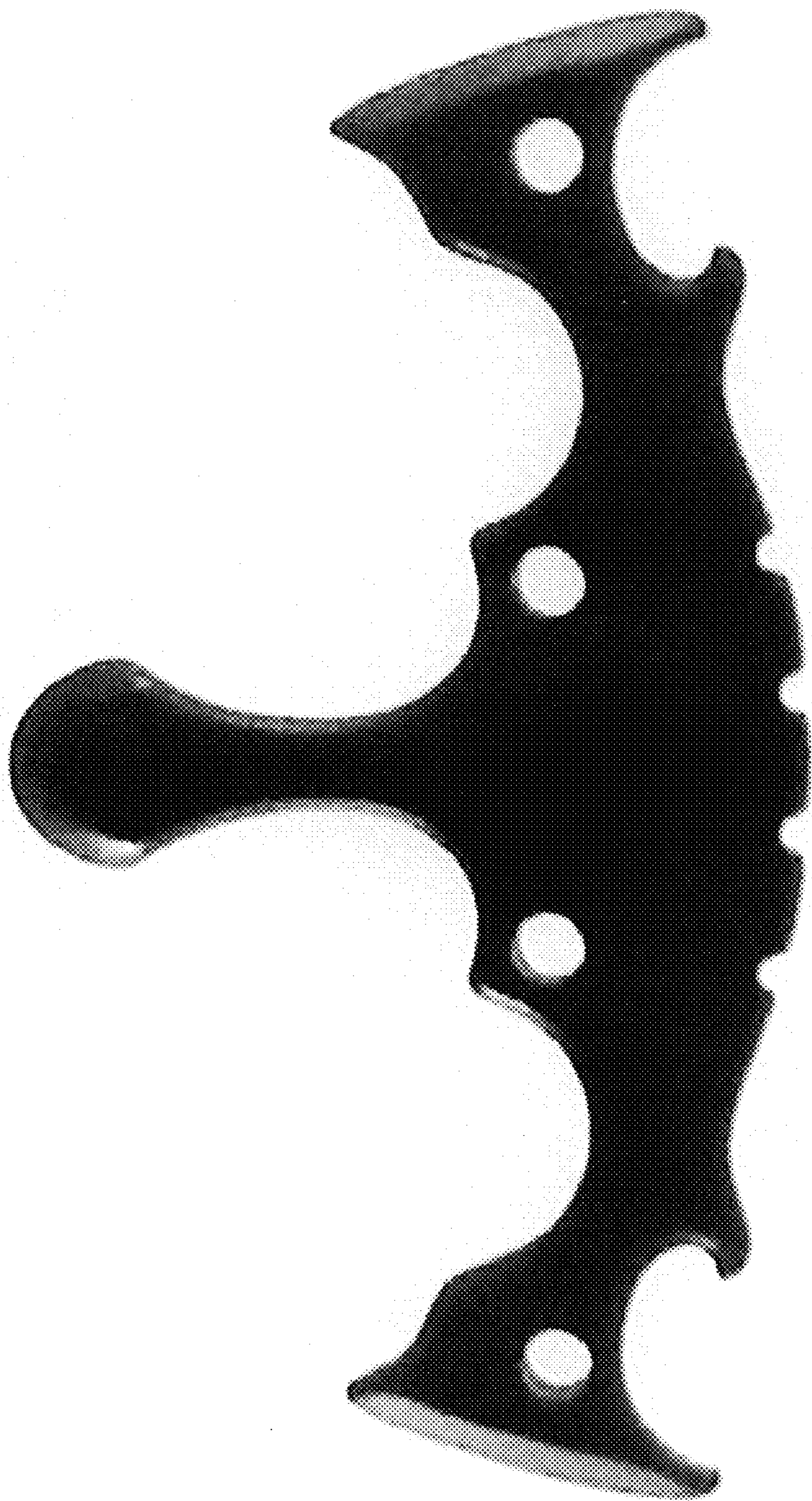


FIG. 1




FIG. 2




FIG. 3




FIG. 4