



US00D706376S

(12) **United States Design Patent**
Maes

(10) **Patent No.:** **US D706,376 S**
(45) **Date of Patent:** **** Jun. 3, 2014**

(54) **GUNSTOCK**

(75) Inventor: **Stan Maes**, Dilsen-Stokkem (BE)

(73) Assignee: **Blaser Finanzholding GbmH**, Isny (DE)

(**) Term: **14 Years**

(21) Appl. No.: **29/431,434**

(22) Filed: **Sep. 7, 2012**

(30) **Foreign Application Priority Data**

Mar. 7, 2012 (EM) 002004457-0001
Mar. 7, 2012 (EM) 002004457-0002

(51) **LOC (10) Cl.** **22-01**

(52) **U.S. Cl.**
USPC **D22/108**

(58) **Field of Classification Search**
USPC D22/100, 101, 103, 104, 108; 42/51, 42/90, 71.01, 71.02, 73, 75.01, 75.02; 89/40.06, 37.04, 33.04; D21/572-573
See application file for complete search history.

(56) **References Cited**

U.S. PATENT DOCUMENTS

D253,485 S * 11/1979 Robinson D22/103
D262,567 S * 1/1982 Hillberg D22/103
D295,545 S * 5/1988 Bell D22/103
D297,855 S * 9/1988 Ruger et al. D22/108
D304,223 S * 10/1989 Ruger et al. D22/108
6,301,817 B1 * 10/2001 Hogue et al. 42/71.01

D614,717 S * 4/2010 Salva D22/108
7,716,864 B2 * 5/2010 Skrubis et al. 42/71.01
D631,526 S * 1/2011 Torre et al. D22/108
D638,086 S * 5/2011 Salva D22/103
D679,356 S * 4/2013 Klotz D22/103
2005/0235545 A1 * 10/2005 Roller et al. 42/75.1

* cited by examiner

Primary Examiner — Michael A Pratt

(74) *Attorney, Agent, or Firm* — Fleit Gibbons Gutman Bongini & Bianco PL; Martin Fleit; Paul D. Bianco

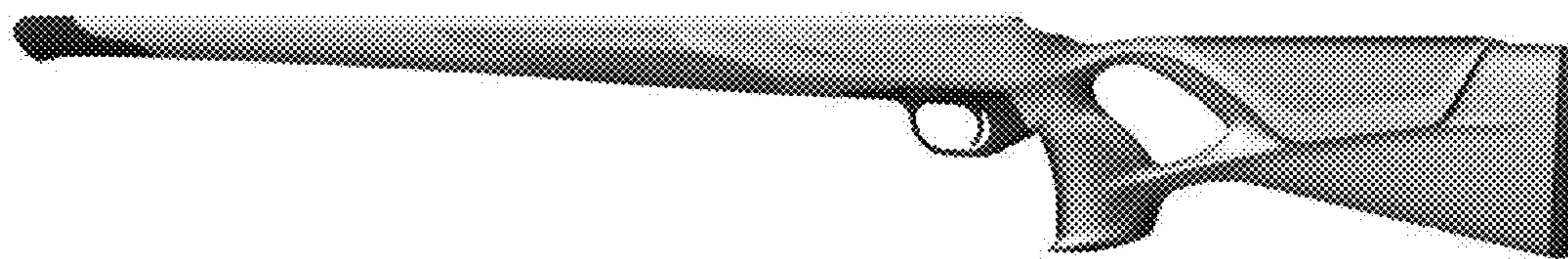
(57) **CLAIM**

The ornamental design for a gunstock, as shown and described.

DESCRIPTION

FIG. 1 is a first side view of a first embodiment of a gunstock according to the present invention.
FIG. 2 is a second side view of the gunstock of FIG. 1.
FIG. 3 is a top view of the gunstock of FIG. 1.
FIG. 4 is a bottom view of the gunstock of FIG. 1.
FIG. 5 is a front view of the gunstock of FIG. 1.
FIG. 6 is a rear view of the gunstock of FIG. 1.
FIG. 7 is a first side view of a second embodiment of a gunstock according to the present invention.
FIG. 8 is a second side view of the gunstock of FIG. 7.
FIG. 9 is a top view of the gunstock of FIG. 7.
FIG. 10 is a bottom view of the gunstock of FIG. 7.
FIG. 11 is a front view of the gunstock of FIG. 7; and, FIG. 12 is a rear view of the gunstock of FIG. 7.
The relatively light portions within the broken lines do not form part of the claimed design.

1 Claim, 6 Drawing Sheets



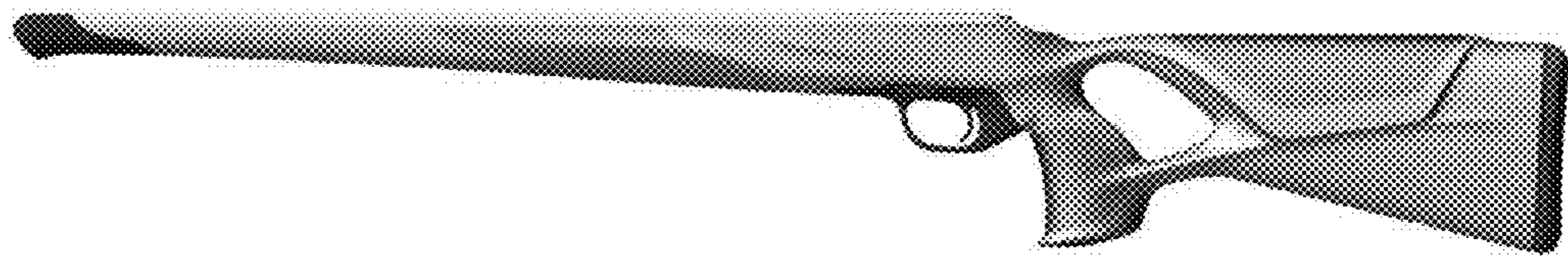


FIG. 1




FIG. 2





FIG. 3

FIG. 4






FIG. 5




FIG. 6




FIG. 7

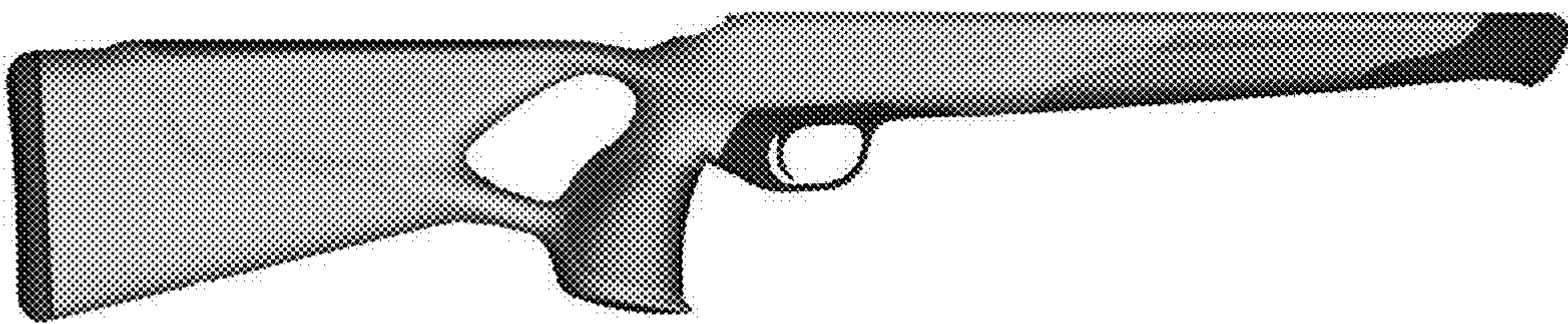


FIG. 8




FIG. 9




FIG. 10

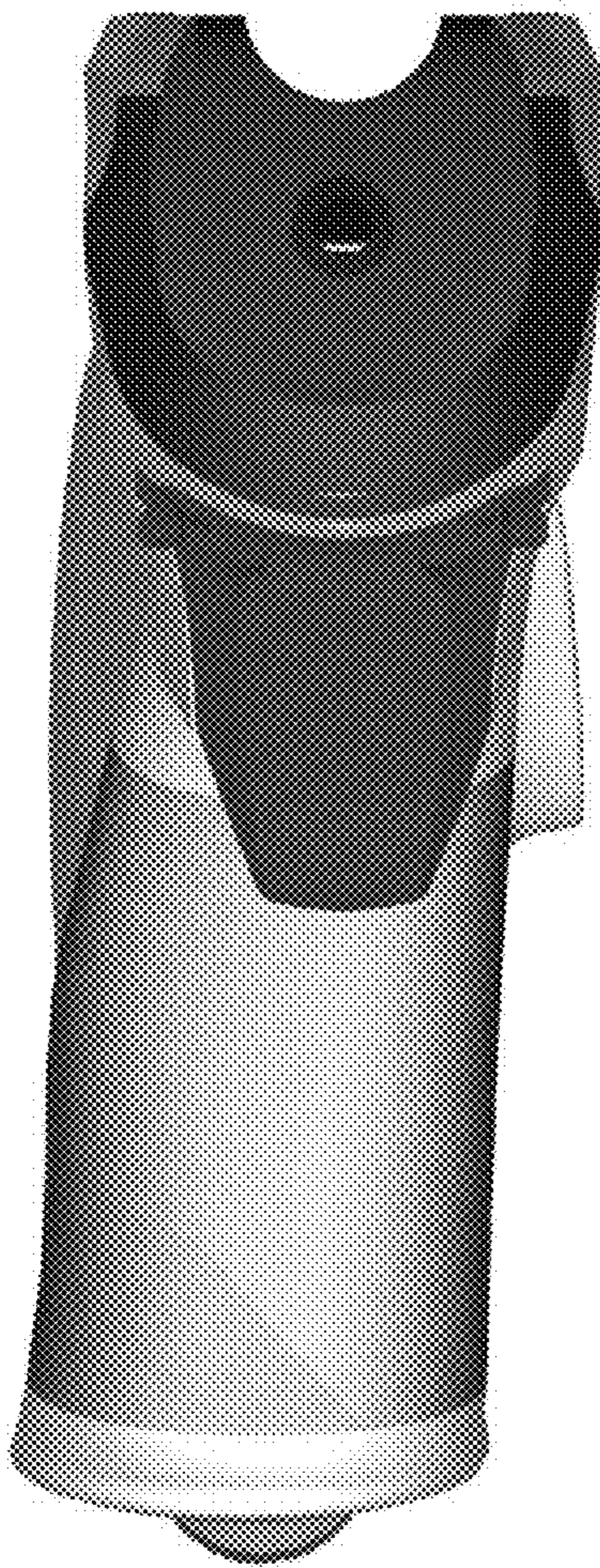


FIG. 11



FIG. 12