



US00D706360S

(12) **United States Design Patent**
Lo et al.

(10) **Patent No.:** **US D706,360 S**
(45) **Date of Patent:** **** Jun. 3, 2014**

(54) **HANDLE WITH WAND**

(75) Inventors: **Lap Shun Lo**, Hong Kong (CN); **Wai Chung Lo**, Hong Kong (CN)

(73) Assignee: **Wing Hing Manufacturing Co., Ltd.**, Hong Kong (CN)

(**) Term: **14 Years**

(21) Appl. No.: **29/410,996**

(22) Filed: **Jan. 13, 2012**

(51) **LOC (10) Cl.** **21-01**

(52) **U.S. Cl.**
USPC **D21/402**

(58) **Field of Classification Search**
USPC D21/401, 402; D9/503, 505, 517, 521, D9/531, 535, 544-546, 719, 723-725, 435, D9/436, 439-443, 447, 449-454; D28/7, D28/76, 77, 56-62; D4/114, 116, 132-136, D4/138; D24/108, 117, 119, 127, 130; D8/300, 301, 303, 307, 312, DIG. 2, D8/DIG. 4-DIG. 7; D7/393, 395; 446/15-21, 267, 475; 215/227, 228, 215/305, 320, 355-357, 399; 220/212, 220/212.5, 735, 751; 401/126-130

See application file for complete search history.

(56) **References Cited**

U.S. PATENT DOCUMENTS

D11,457 S * 10/1879 Aiken D11/79
D90,943 S * 10/1933 Fuerst D9/503

D302,494 S * 8/1989 Grise D4/138
D309,530 S * 7/1990 Gingras D4/138
5,183,428 A * 2/1993 Lin 446/15
5,507,401 A * 4/1996 Huang 215/12.1
D422,503 S * 4/2000 Lehn D9/503
D422,916 S * 4/2000 Herrmann D9/501
6,059,629 A * 5/2000 Lin 446/15
D481,937 S * 11/2003 McRae D9/623
D485,584 S * 1/2004 Lovullo et al. D21/402
D583,878 S * 12/2008 Lo et al. D21/402
D592,951 S * 5/2009 Zeyfang D9/443
D627,601 S * 11/2010 Eyal D7/510
D662,994 S * 7/2012 Wang et al. D21/402
2006/0094325 A1 * 5/2006 Thai 446/16

* cited by examiner

Primary Examiner — Catherine Tuttle

(74) *Attorney, Agent, or Firm* — Baker & McKenzie LLP

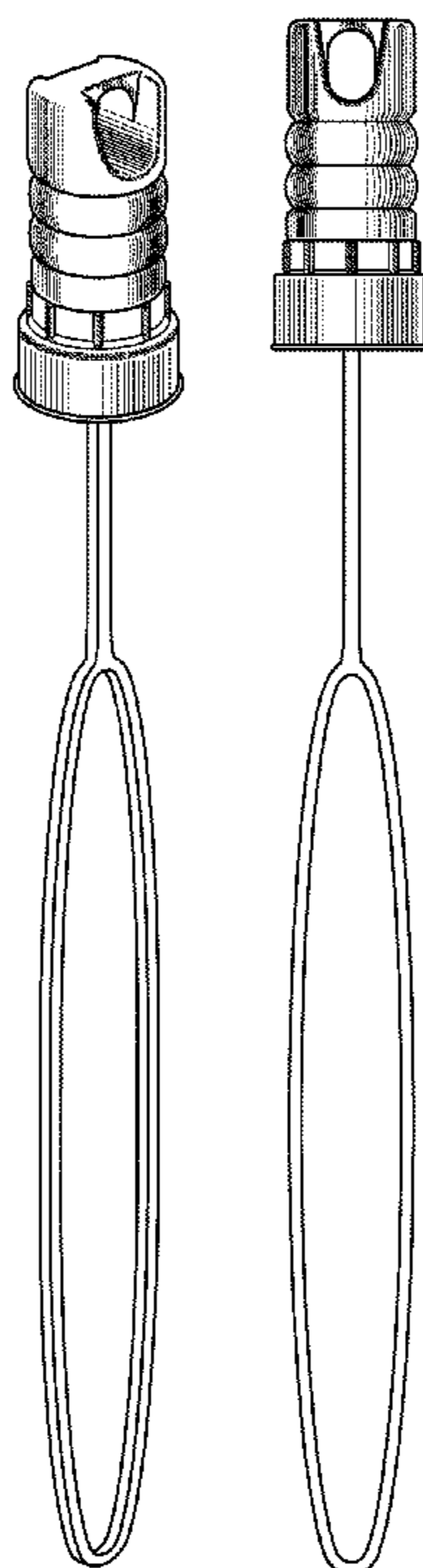
(57) **CLAIM**

The ornamental design for a handle with wand, as shown and described.

DESCRIPTION

FIG. 1 is a perspective view of a handle with wand in accordance with our design;
FIG. 2 is a front elevation view thereof, the rear elevation view being identical;
FIG. 3 is a side elevation view thereof, the opposite side view being identical;
FIG. 4 is a top plan view thereof; and,
FIG. 5 is a bottom plan view thereof.
The appearance within the unshaded circular region of FIG. 5 forms no part of the claimed design.

1 Claim, 1 Drawing Sheet



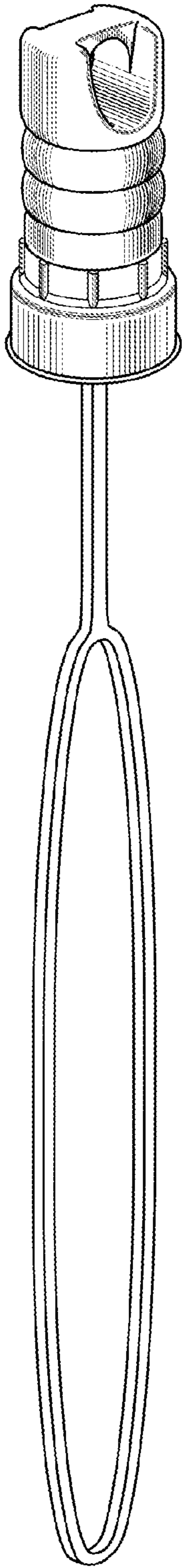


Fig.1

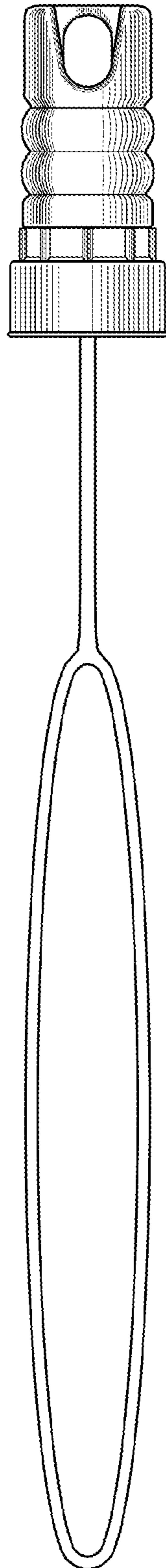


Fig.2

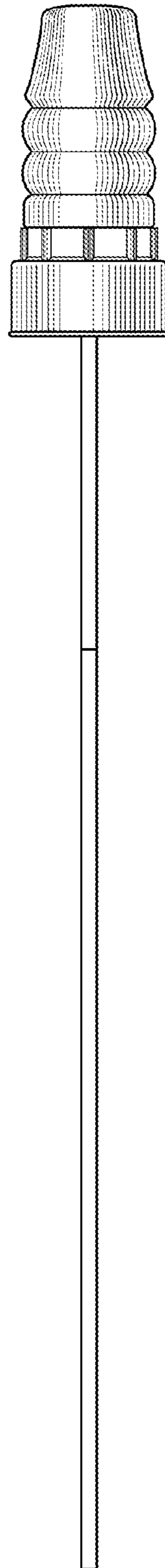


Fig.3

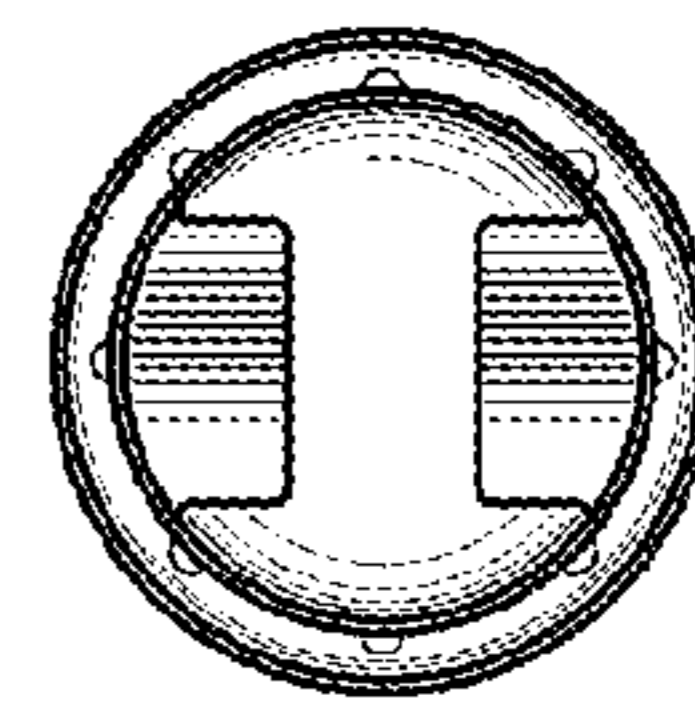


Fig.4

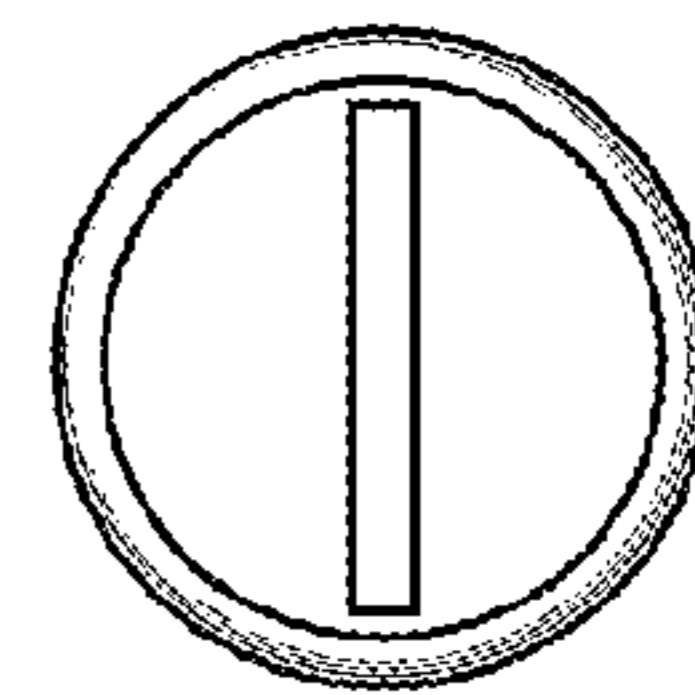


Fig.5