



US00D706289S

(12) **United States Design Patent**
Phelan et al.

(10) **Patent No.:** **US D706,289 S**
(45) **Date of Patent:** **** Jun. 3, 2014**

- (54) **DISPLAY SCREEN WITH ICON**
- (75) Inventors: **Kieran Phelan**, Seattle, WA (US); **Sean Wen**, Issaquah, WA (US)
- (73) Assignee: **Microsoft Corporation**, Redmond, WA (US)
- (**) Term: **14 Years**
- (21) Appl. No.: **29/414,442**
- (22) Filed: **Feb. 28, 2012**
- (51) **LOC (10) Cl.** **14-04**
- (52) **U.S. Cl.**
USPC **D14/489**
- (58) **Field of Classification Search**
USPC D14/485-495; 715/835, 810, 771, 736,
715/764, 762, 782
See application file for complete search history.

D642,193 S *	7/2011	Shih et al.	D14/487
D650,792 S *	12/2011	Pereira	D14/488
D662,111 S *	6/2012	Steele et al.	D14/492
D665,409 S *	8/2012	Gupta et al.	D14/488
D676,872 S *	2/2013	Koehn et al.	D14/492
D676,874 S *	2/2013	Koehn et al.	D14/493
D681,674 S *	5/2013	Koehn et al.	D14/493
D687,857 S *	8/2013	Prekaski et al.	D14/489
D692,918 S *	11/2013	Ridl et al.	D14/492
D692,919 S *	11/2013	Ridl et al.	D14/493
D695,308 S *	12/2013	Lee	D14/491
D695,310 S *	12/2013	Jang et al.	D14/491

* cited by examiner

Primary Examiner — Kevin Rudzinski

(74) *Attorney, Agent, or Firm* — Banner & Witcoff, Ltd.

(57) **CLAIM**

The ornamental design for a display screen with icon, as shown and described.

DESCRIPTION

FIG. 1 is a front view of a display screen with icon showing the new design; and,


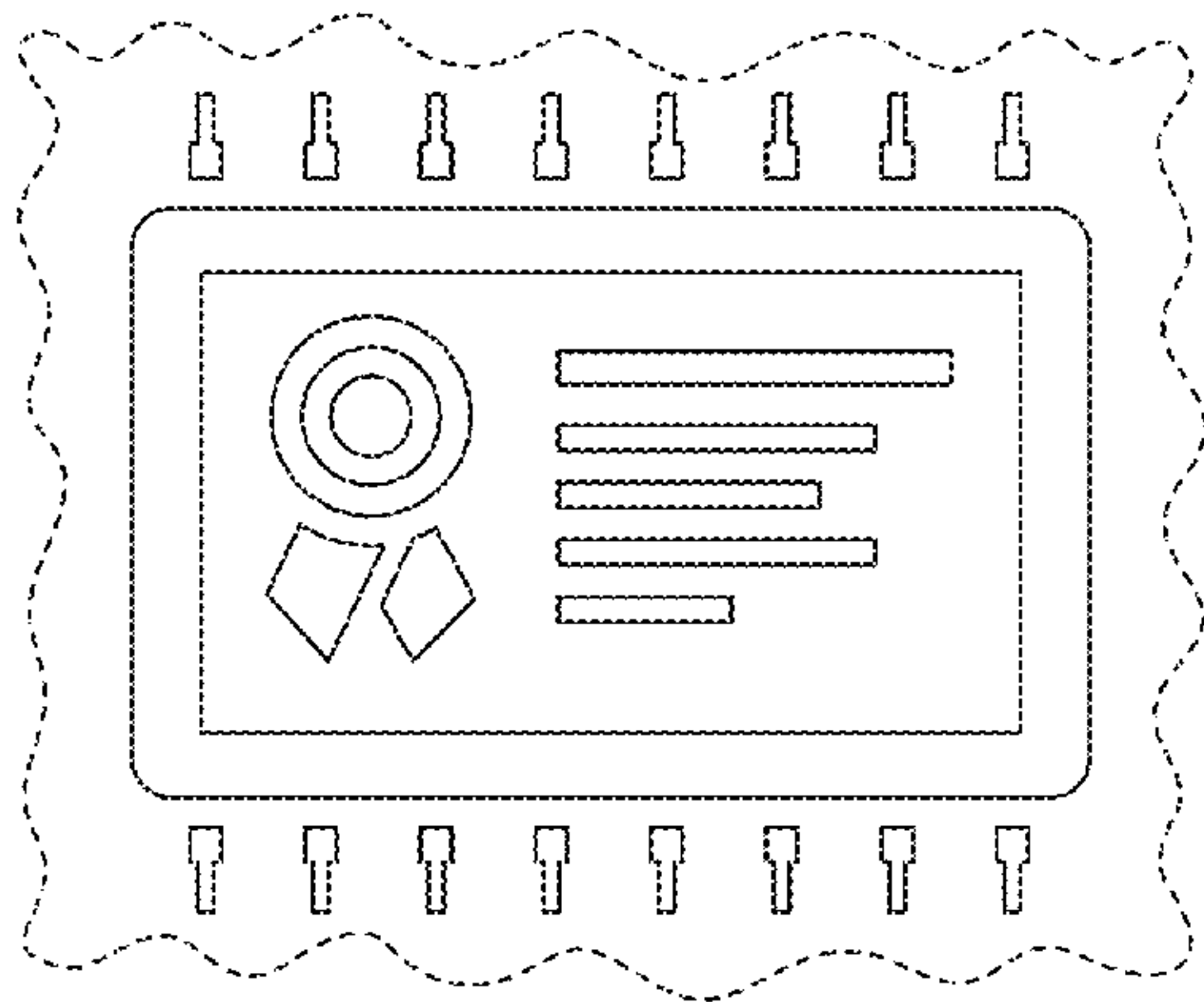
FIG. 2 is a front view of a display screen with icon showing an alternative embodiment of the new design.

The broken line showing of the remainder of the display screen is for environmental purposes only and forms no part of the claimed design.

1 Claim, 2 Drawing Sheets

(56) **References Cited**
U.S. PATENT DOCUMENTS

D240,976 S *	8/1976	Raskas	D5/64
D395,297 S *	6/1998	Cheng et al.	D14/488
D546,836 S *	7/2007	Armstrong et al.	D14/495
D550,250 S *	9/2007	Jewitt et al.	D14/493
D593,108 S *	5/2009	Danton	D14/485
D633,523 S *	3/2011	Trabona et al.	D14/493
D633,525 S *	3/2011	Trabona et al.	D14/495






FIG. 1




FIG. 2