



US00D706270S

(12) **United States Design Patent**
Akana et al.

(10) **Patent No.:** **US D706,270 S**
(45) **Date of Patent:** **** Jun. 3, 2014**

(54) **COVER**

(75) Inventors: **Jody Akana**, San Francisco, CA (US);
Bartley K. Andre, Menlo Park, CA (US);
Jeremy Bataillou, San Francisco, CA (US);
Daniel J. Coster, San Francisco, CA (US);
Daniele De Iuliis, San Francisco, CA (US);
M. Evans Hankey, San Francisco, CA (US);
Julian Hoenig, San Francisco, CA (US);
Richard P. Howarth, San Francisco, CA (US);
Jonathan P. Ive, San Francisco, CA (US);
Duncan Robert Kerr, San Francisco, CA (US);
Matthew Dean Rohrbach, San Francisco, CA (US);
Peter Russell-Clarke, San Francisco, CA (US);
Mikael Silvanto, San Francisco, CA (US);
Christopher J. Stringer, Woodside, CA (US);
Eugene Antony Whang, San Francisco, CA (US);
Rico Zorkendorfer, San Francisco, CA (US)

(73) Assignee: **Apple Inc.**, Cupertino, CA (US)

(**) Term: **14 Years**

(21) Appl. No.: **29/431,559**

(22) Filed: **Sep. 7, 2012**

(51) **LOC (10) Cl.** **14-02**

(52) **U.S. Cl.**
USPC **D14/440**

(58) **Field of Classification Search**

USPC D3/201, 218, 269, 273, 301, 303;
D6/596, 601, 605; D9/435; D10/65;
D13/103, 107, 108; D14/125, 129,
D14/130, 138 AA, 138 R, 138 AB, 138 AC,
D14/138 AD, 138 C, 138 G, 147,
D14/203.1-203.7, 217, 218, 247, 248,
D14/250-253, 336, 389, 420, 426-429, 432,
D14/439-441, 448, 496; D18/6, 7; D19/60;
D21/324, 329, 330, 686; 190/100;
206/305, 320; 220/4.02; 248/309.1;
341/122; 345/169; 348/169;
361/679.56, 814; 379/433.01, 433.04,

379/433.06, 433.07, 433.11, 433.12,
379/433.13; 455/575.1, 575.8

See application file for complete search history.

(56) **References Cited**

U.S. PATENT DOCUMENTS

D418,867 S 1/2000 Platte, III
6,702,359 B2* 3/2004 Armstrong et al. 296/100.02

(Continued)

FOREIGN PATENT DOCUMENTS

EM 001325468-00010 6/2012
JP D1466180 * 3/2011
TW D150510 S 12/2012

OTHER PUBLICATIONS

<http://gadgetsin.com/speck-pixelskin-hd-wrap-ipad-2-case.htm>
Published Mar. 17 2011 Accessed Mar. 6 2014.*

(Continued)

Primary Examiner — Susan Bennett Hattan

Assistant Examiner — Leanne Was

(74) *Attorney, Agent, or Firm* — Sterne, Kessler, Goldstein & Fox P.L.L.C.

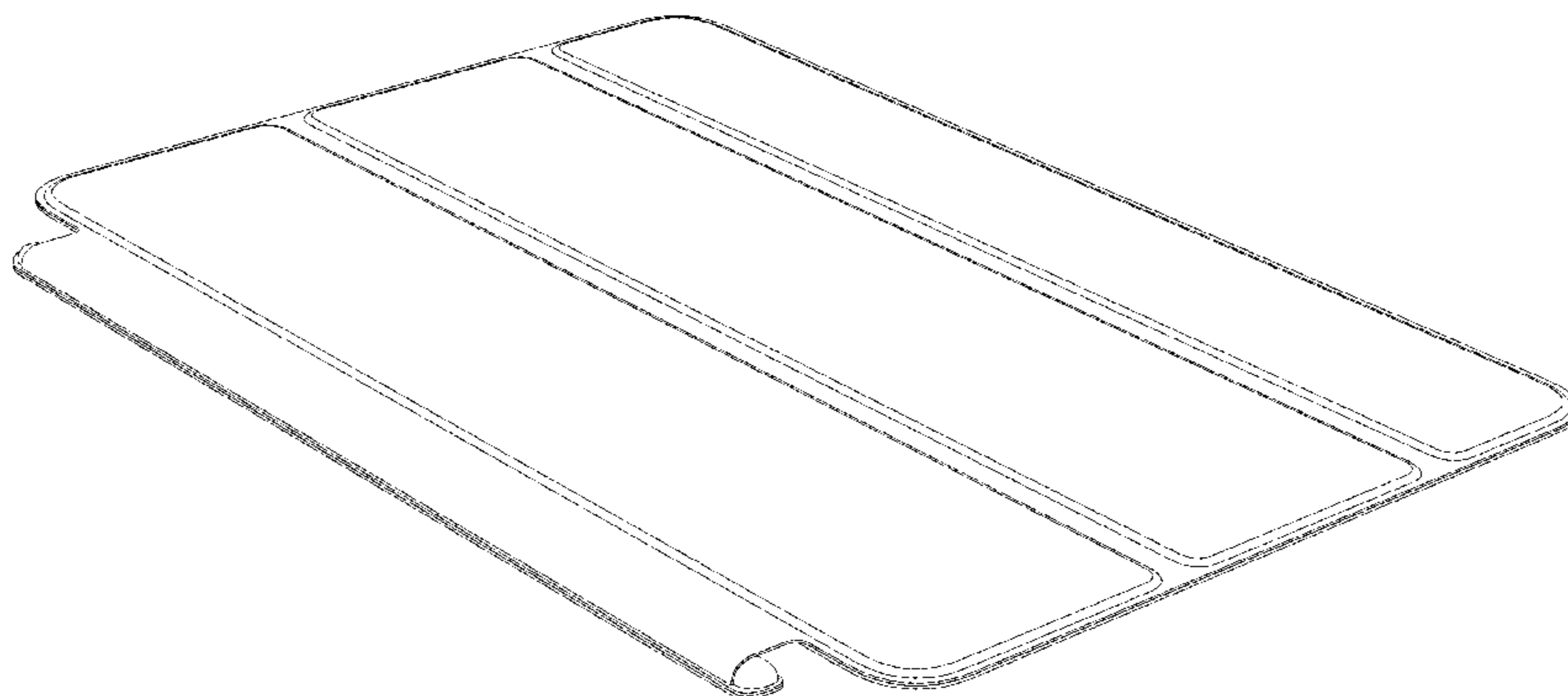
(57) **CLAIM**

The ornamental design for a cover, as shown and described.

DESCRIPTION

FIG. 1 is a bottom front perspective view of a cover showing our new design;
FIG. 2 is a top rear perspective view thereof;
FIG. 3 is a top front perspective view thereof;
FIG. 4 is a bottom rear perspective view thereof;
FIG. 5 is a front view thereof;
FIG. 6 is a rear view thereof;
FIG. 7 is a left side view thereof;
FIG. 8 is a right side view thereof;
FIG. 9 is a bottom view thereof; and,
FIG. 10 is a top view thereof.

1 Claim, 8 Drawing Sheets



(56)

References Cited

U.S. PATENT DOCUMENTS

D533,347	S	12/2006	Andre et al.	
D560,383	S	1/2008	Woods	
D564,223	S	3/2008	Messineo	
7,398,868	B2	7/2008	Morszeck	
D603,906	S	11/2009	Miller et al.	
D607,255	S	1/2010	Sunseri	
D609,912	S	2/2010	Kyono et al.	
D629,195	S	12/2010	Jusic	
D658,186	S	4/2012	Akana et al.	
D658,187	S	4/2012	Diebel	
D658,188	S	4/2012	Diebel	
D660,833	S *	5/2012	Bau	D14/250
D662,100	S	6/2012	Van Den Nieuwenhuizen et al.	
D663,304	S	7/2012	Akana et al.	
D671,114	S	11/2012	Akana et al.	
D671,948	S	12/2012	Akana et al.	
D678,260	S *	3/2013	Bau	D14/250
D679,715	S *	4/2013	Akana et al.	D14/440
D681,641	S *	5/2013	Van Den Nieuwenhuizen et al.	D14/440
D682,836	S *	5/2013	Akana et al.	D14/440
D685,803	S *	7/2013	Akana et al.	D14/440
D686,627	S *	7/2013	Akana et al.	D14/440
D688,251	S *	8/2013	Akana et al.	D14/440
D689,498	S *	9/2013	Akana et al.	D14/440
D691,142	S *	10/2013	Diebel	D14/440
D691,143	S *	10/2013	Diebel	D14/440
D691,611	S *	10/2013	Kirzinger	D14/440
D692,433	S *	10/2013	Akana et al.	D14/440
D696,253	S *	12/2013	Akana et al.	D14/345
D696,669	S *	12/2013	Akana et al.	D14/440
8,657,112	B2 *	2/2014	Igarashi	206/320
2005/0246851	A1	11/2005	Cline	
2009/0107858	A1	4/2009	Huang	
2011/0290686	A1 *	12/2011	Huang	206/320

OTHER PUBLICATIONS

<http://phandroid.com/2012/07/23/lenovos-transformer-like-ideatab-s2110-now-available-for-343-this-ones-a-looker/ideatab-s2110-tab->

let-pc-cover-111-940x475/ Published Jul. 23, 2012 Accessed Mar. 6 2014.*

Marware MicroShell for the new iPad, May 27, 2012, accessed at <http://www.youtube.com/watch?v=W2v13GIHWEU>, accessed on Aug. 6, 2013, 2 pages.

Marware MicroShell Folio New iPad Case Review HD, Jul. 26, 2012 <http://www.youtube.com/watch?v=k4QB5C5Xq7U>, accessed on Aug. 6, 2013, 2 pages.

“Marware MicroShell Folio Case for the new iPad (iPad 3)—Instructional Video,” published on YouTube at <http://www.youtube.com/watch?v=ptMyE00cMP8>, Mar. 16, 2012, 2 pages.

“The new iPad Leather Case Leinwand Series by Spigen Review,” aspotter.com, accessed at <http://aspotter.com/2012/08/11/the-new-ipad-leather-case-leinwand-series-by-spigen-review/>, posted Aug. 11, 2012, 4 pages.

Case-Parts, “Original Targus Folding Genuine Leather Case for Apple iPad with Built-in Holder,” www.case-parts.com, accessed at <http://www.case-parts.com/details/Original-Targus-Folding-Genuine-Leather-Case-for-Ap.../>, accessed on Mar. 25, 2011, 3 pages.

Incase, “Introducing the Convertible Magazine Jacket for iPad,” goincase.com, accessed at <http://goincase.com/blog/2010/11/23/introducing-the-convertible-magazine-jacket-for-ipad/>, posted Nov. 23, 2010, 7 pages.

U.S. Appl. No. 29/415,035 “Cover,” inventors Akana, J. et al., filed Mar. 6, 2012 (Not Published).

U.S. Appl. No. 29/415,062 “Case (as amended),” inventors Akana, J. et al., filed Mar. 7, 2012 (Not Published).

U.S. Appl. No. 29/415,145 “Portable Display Device With Case (As Amended),” inventors Akana, J. et al., filed Mar. 7, 2012 (Not Published).

U.S. Appl. No. 29/415,148 “Case (as amended),” inventors Akana, J. et al., filed Mar. 8, 2012 (Not Published).

U.S. Appl. No. 29/416,587 “Case (as amended),” inventors Akana, J. et al., filed Mar. 23, 2012 (Not Published).

U.S. Appl. No. 29/425,618 “Cover,” inventors Akana, J. et al., filed Sep. 25, 2012 (Not Published).

U.S. Appl. No. 29/432,296 “Cover,” inventors Akana, J., et al., filed Sep. 14, 2012 (Not Published).

* cited by examiner

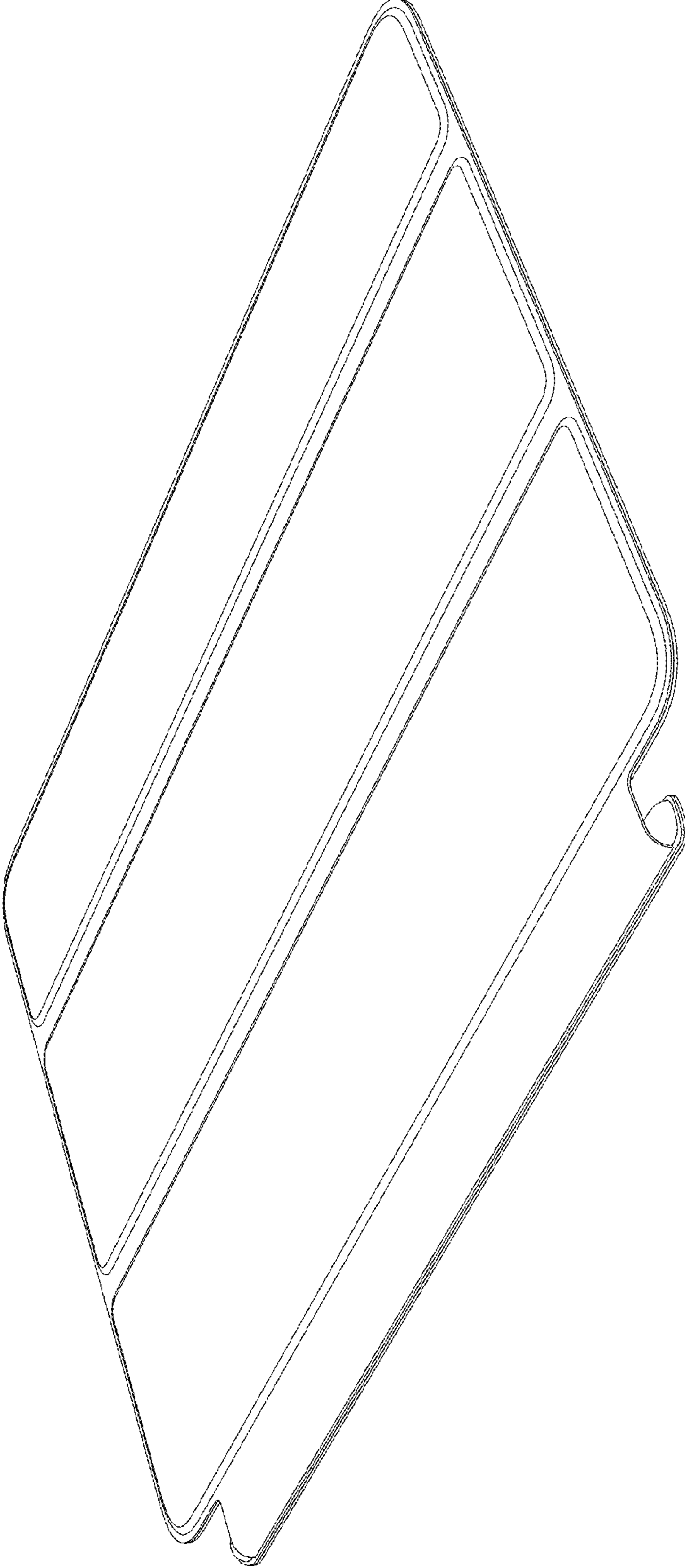


FIG. 1

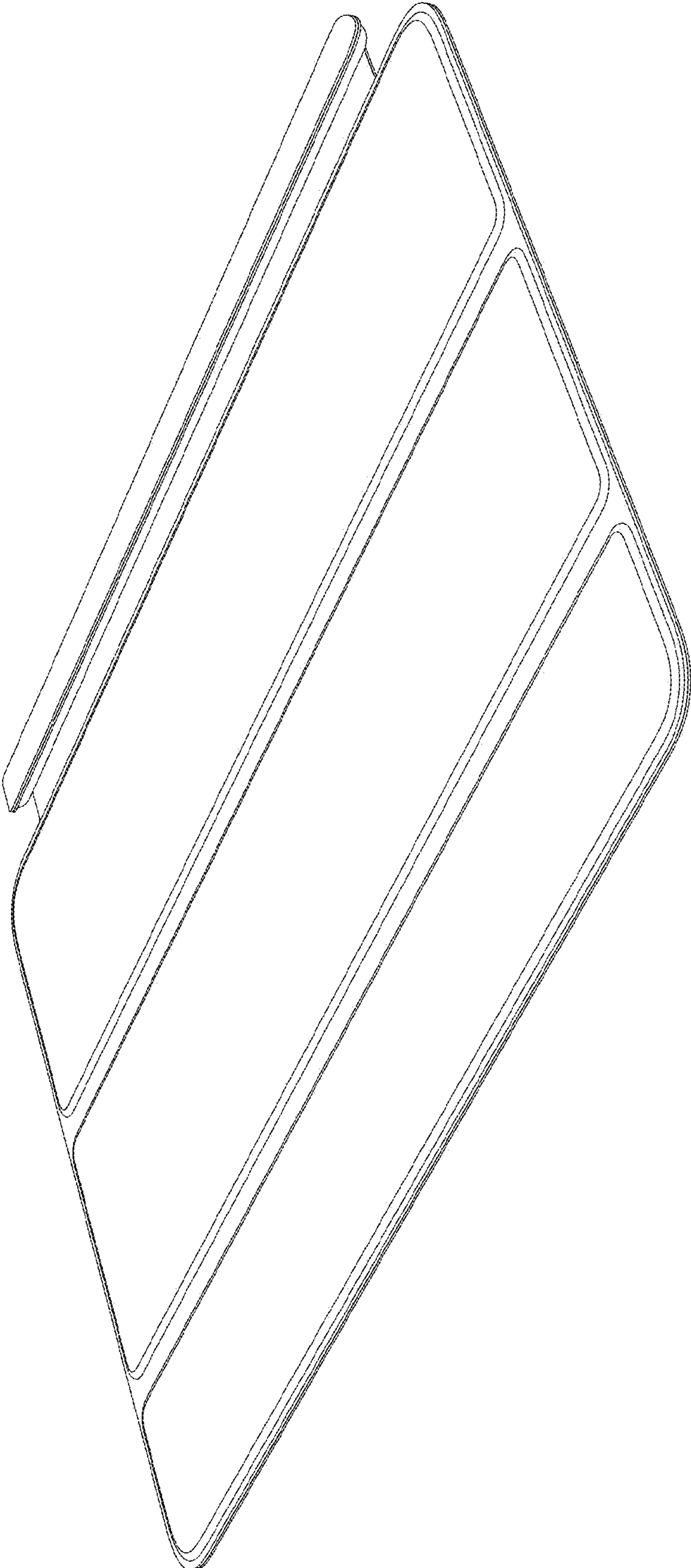


FIG. 2

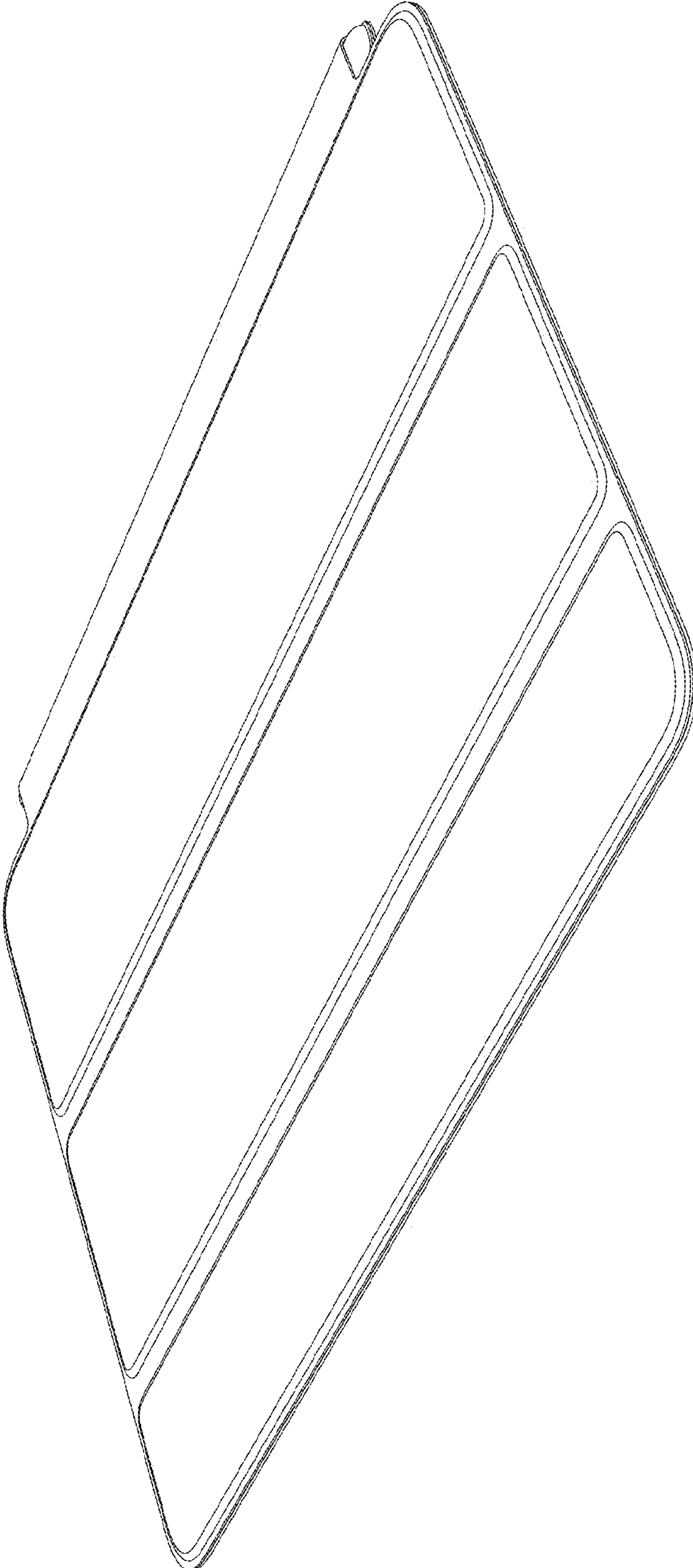


FIG. 3

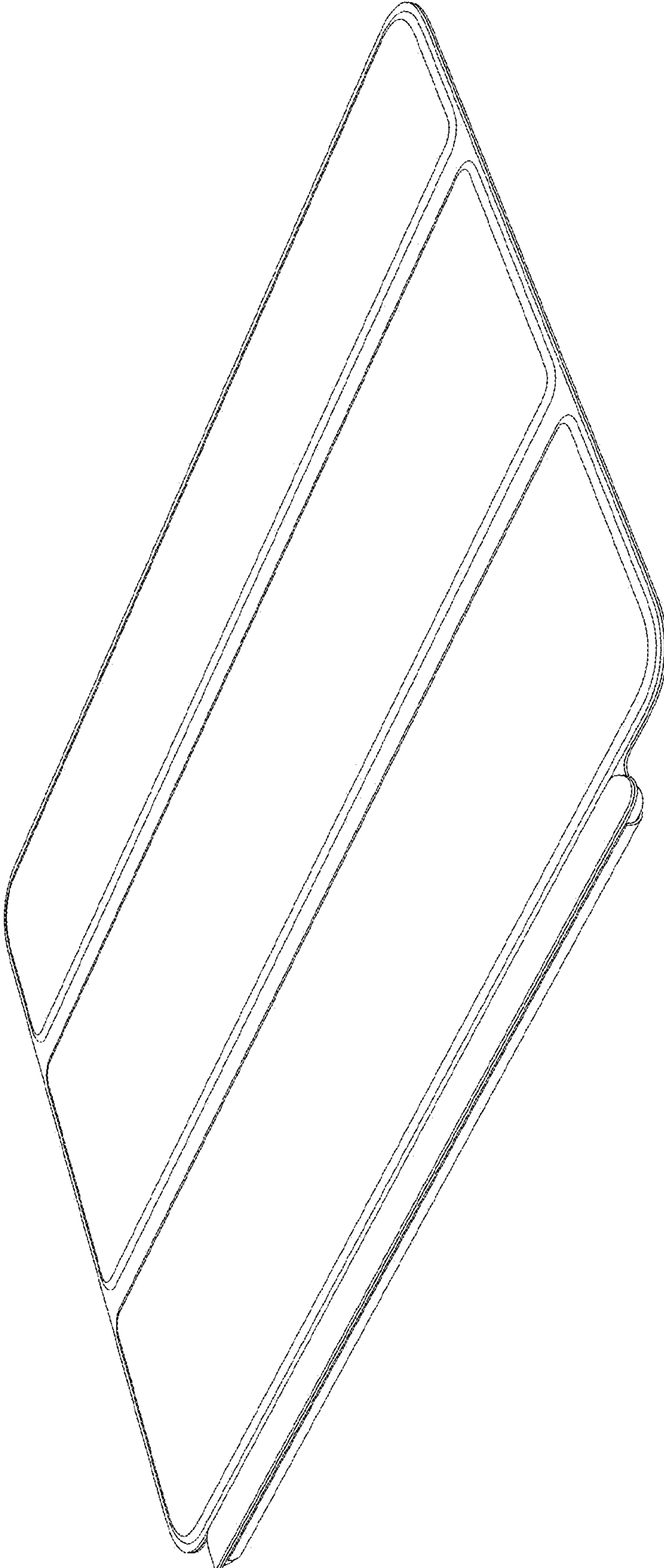


FIG. 4




FIG. 5




FIG. 6




FIG. 7




FIG. 8




FIG. 9




FIG. 10

UNITED STATES PATENT AND TRADEMARK OFFICE
CERTIFICATE OF CORRECTION

PATENT NO. : D706,270 S
APPLICATION NO. : 29/431559
DATED : June 3, 2014
INVENTOR(S) : Akana et al.

Page 1 of 5

It is certified that error appears in the above-identified patent and that said Letters Patent is hereby corrected as shown below:

In the Drawings:

Replace Figures 5-10 with attached Figures 5-10.

Signed and Sealed this
Nineteenth Day of August, 2014



Michelle K. Lee
Deputy Director of the United States Patent and Trademark Office




FIG. 5




FIG. 6

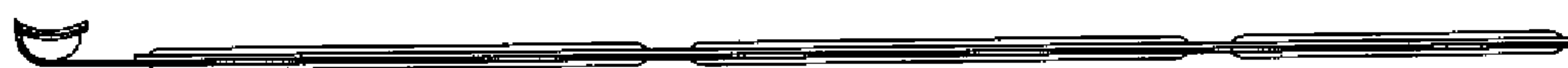


FIG. 7

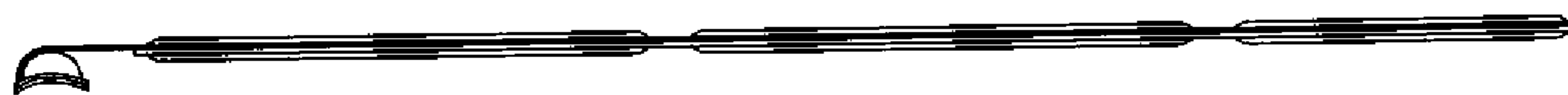


FIG. 8



FIG. 9



FIG. 10