



US00D706246S

(12) **United States Design Patent**
Forster

(10) **Patent No.:** **US D706,246 S**
(45) **Date of Patent:** **** Jun. 3, 2014**

(54) **RFID DEVICE**

(71) Applicant: **Avery Dennison Retail Information Services LLC**, Mentor, OH (US)

(72) Inventor: **Ian James Forster**, Essex (GB)

(73) Assignee: **Avery Dennison Corporation**, Glendale, CA (US)

(**) Term: **14 Years**

(21) Appl. No.: **29/466,646**

(22) Filed: **Sep. 10, 2013**

(51) **LOC (10) Cl.** **08-03**

(52) **U.S. Cl.**
USPC **D14/230**

(58) **Field of Classification Search**
USPC D14/138, 230-238, 299, 358; D12/42, D12/43; 343/700 MS, 700 R-705, 711-713, 343/735, 736, 741, 748, 767, 795, 819, 840, 343/846, 866, 871-908; 455/90.2, 90.3, 91, 455/128, 269, 344, 347, 562.1; 333/193, 333/195

See application file for complete search history.

(56) **References Cited**

U.S. PATENT DOCUMENTS

6,650,018	B1 *	11/2003	Zhao et al.	257/775
7,019,699	B2 *	3/2006	Komatsu et al.	343/711
D546,819	S *	7/2007	Oliver	D14/230
D546,820	S *	7/2007	Oliver	D14/230
D547,306	S *	7/2007	Oliver	D14/230
D548,225	S *	8/2007	Oliver	D14/230
D573,589	S *	7/2008	Montgomery et al.	D14/230
D599,333	S *	9/2009	Chao	D14/230
D608,770	S *	1/2010	Deguchi et al.	D14/230
D613,276	S *	4/2010	Oliver	D14/230
D649,962	S *	12/2011	Tseng et al.	D14/230
D684,564	S *	6/2013	Forster	D14/230
2010/0134292	A1 *	6/2010	Deavours	340/572.7

* cited by examiner

Primary Examiner — John Windmuller

(74) *Attorney, Agent, or Firm* — Avery Dennison Corporation

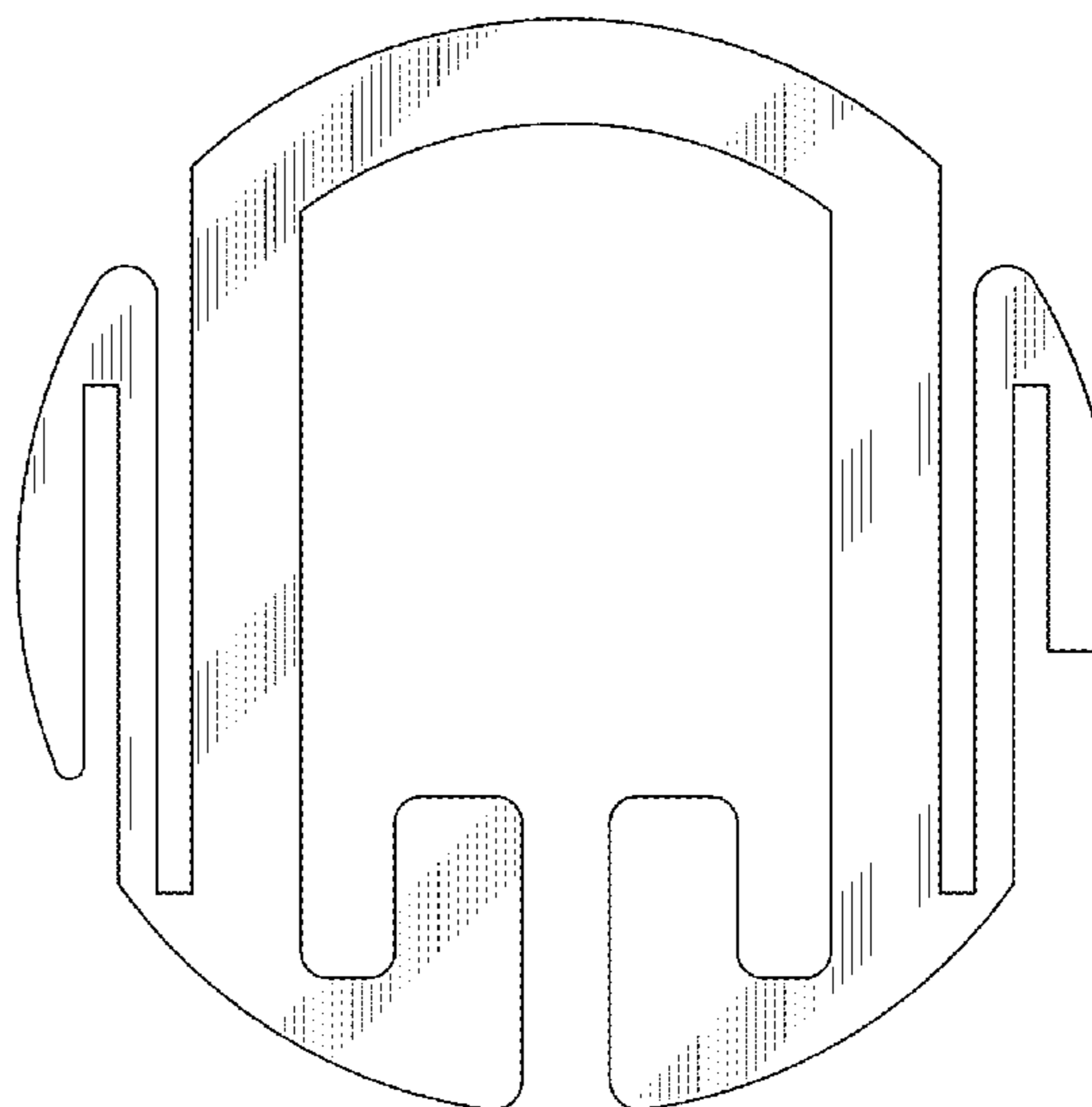
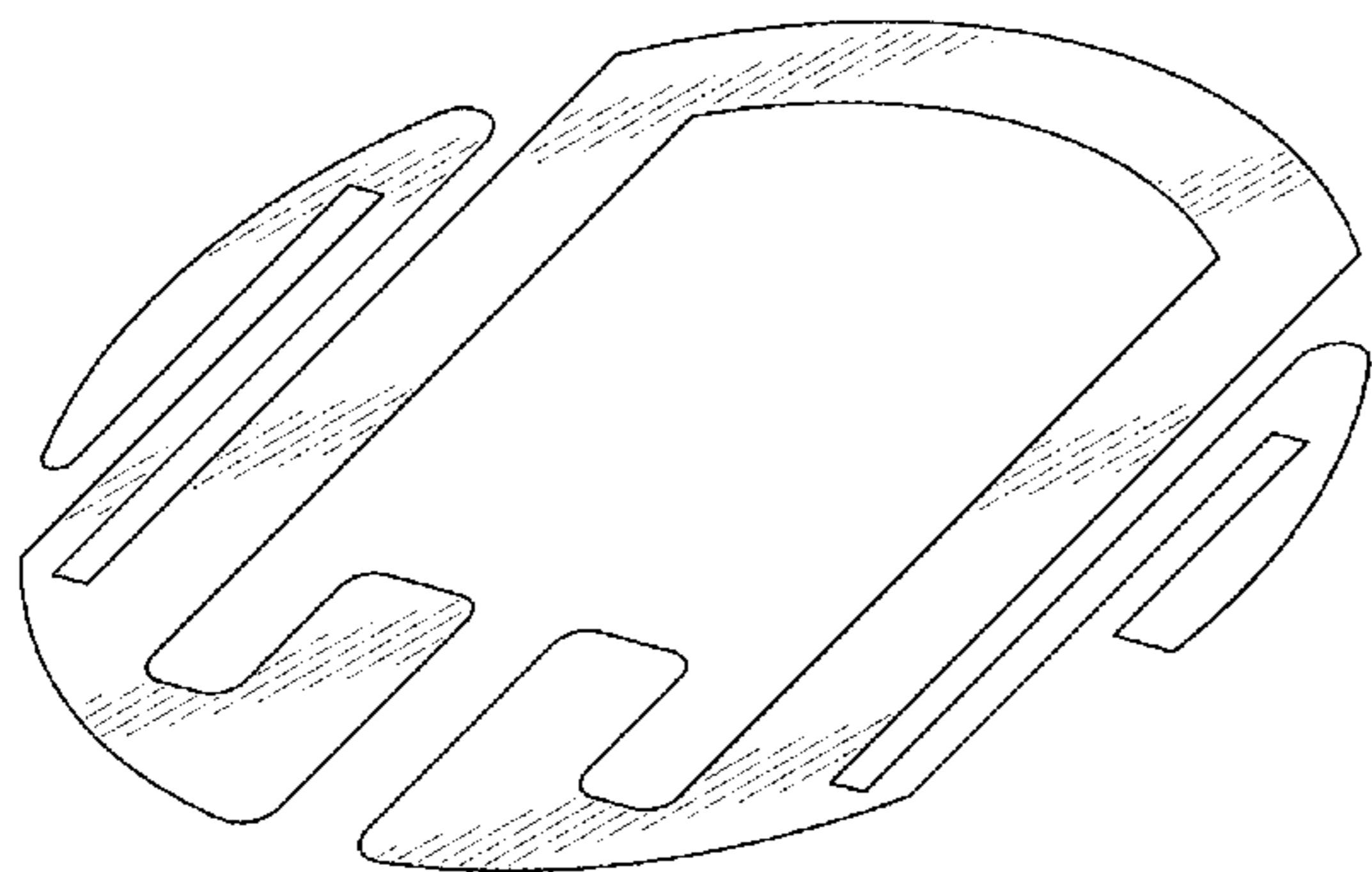
(57) **CLAIM**

The ornamental design for a RFID device, as shown and described.

DESCRIPTION

FIG. 1 is a perspective view of the RFID device; and, FIG. 2 is a plan/top view of the RFID device.

1 Claim, 2 Drawing Sheets



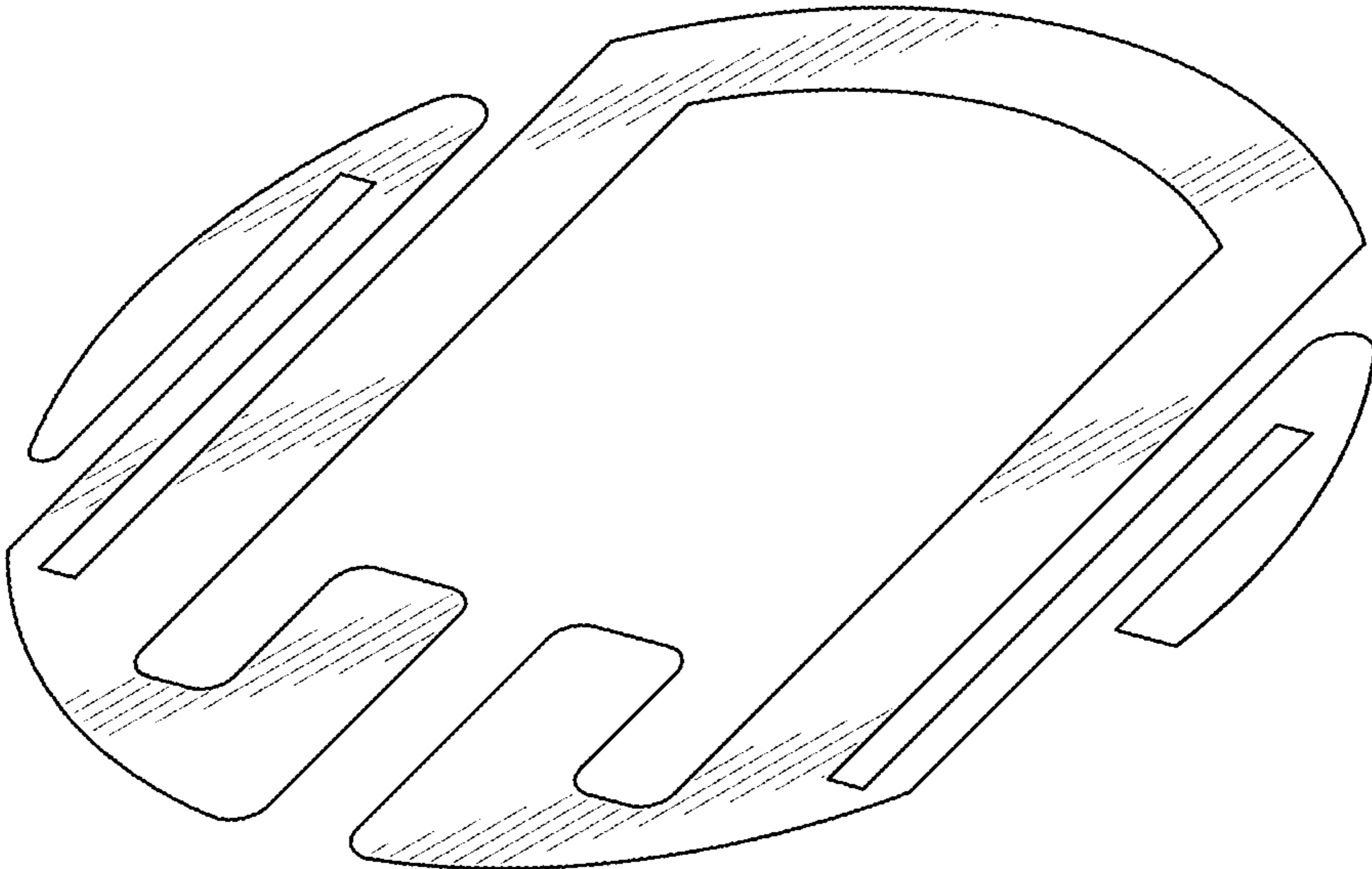


FIG. 1

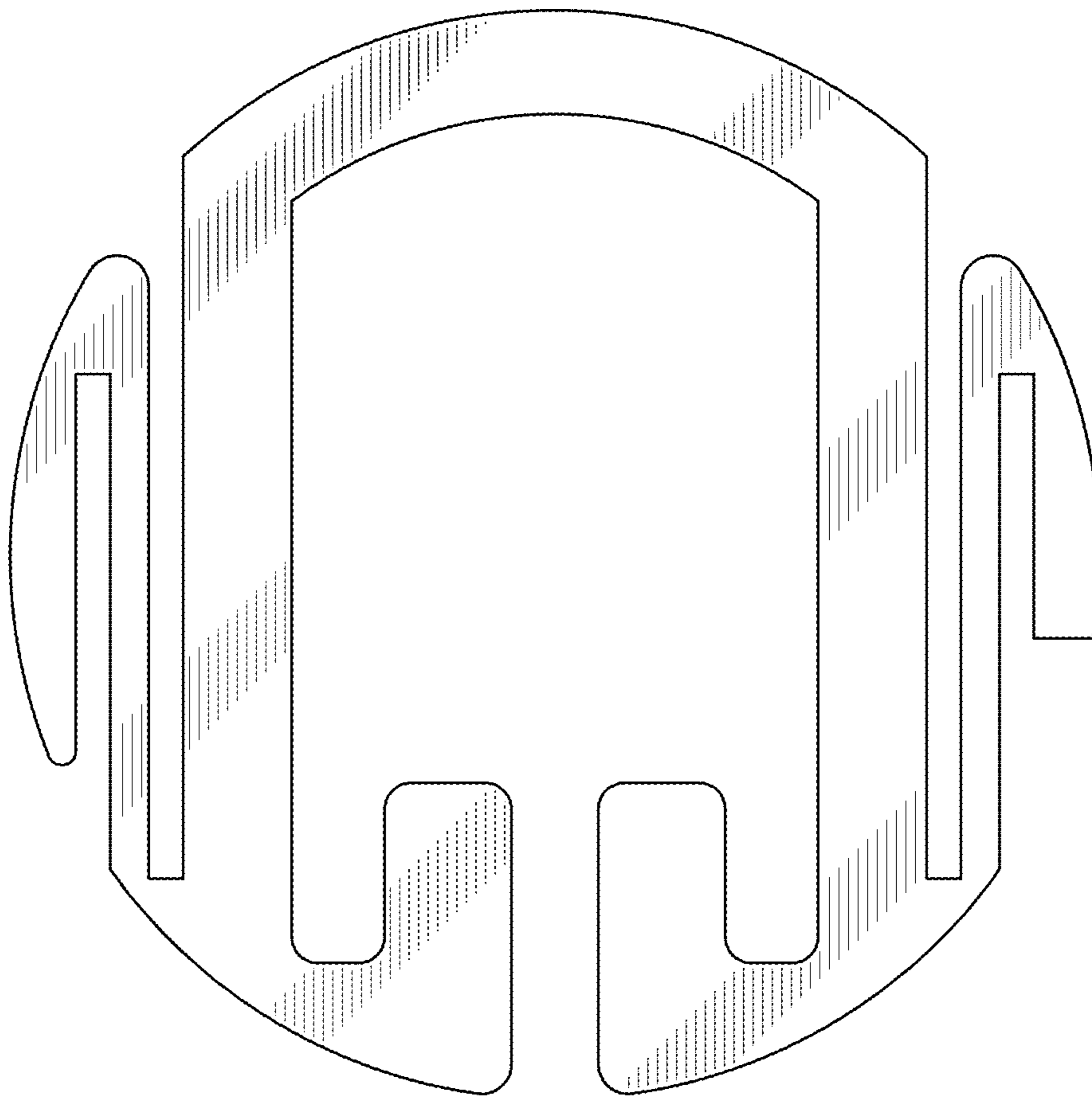


FIG. 2