

US00D706228S

(12) **United States Design Patent**
Ishiura

(10) **Patent No.:** **US D706,228 S**

(45) **Date of Patent:** **** Jun. 3, 2014**

(54) **POWER PANEL**

(71) Applicant: **Kabushiki Kaisha Toshiba**, Tokyo (JP)

(72) Inventor: **Ryoichi Ishiura**, Tokyo (JP)

(73) Assignee: **Kabushiki Kaisha Toshiba**, Minato-Ku, Tokyo (JP)

(**) Term: **14 Years**

(21) Appl. No.: **29/440,294**

(22) Filed: **Dec. 20, 2012**

(30) **Foreign Application Priority Data**

Sep. 26, 2012 (JP) 2012-023254

(51) **LOC (10) Cl.** **13-03**

(52) **U.S. Cl.**
USPC **D13/162; D13/110; D13/184**

(58) **Field of Classification Search**
USPC D13/101, 110, 152, 160, 163, 184, 199;
D14/240, 308, 349; D6/396, 442, 663;
361/600, 601, 603, 616, 620, 625
See application file for complete search history.

(56) **References Cited**

U.S. PATENT DOCUMENTS

D250,950 S *	1/1979	Knodt et al.	D14/308
D316,396 S *	4/1991	Decosse et al.	D13/110
D338,874 S *	8/1993	Renard	D13/184
D362,843 S *	10/1995	Alfonso et al.	D14/349
D391,233 S *	2/1998	Sitler	D13/184
D432,330 S *	10/2000	Stettes et al.	D6/432
D437,591 S *	2/2001	Sato	D14/240
D575,241 S *	8/2008	Schneider	D13/163
D594,410 S *	6/2009	Mullen	D13/110
D594,411 S *	6/2009	Mullen	D13/110
D633,438 S *	3/2011	Sedberry et al.	D13/110
D633,439 S *	3/2011	Sedberry et al.	D13/110
D633,440 S *	3/2011	Sedberry et al.	D13/110

D644,991 S *	9/2011	Sedberry et al.	D13/110
D644,992 S *	9/2011	Sedberry et al.	D13/110
D651,566 S *	1/2012	Sedberry et al.	D13/110
D653,224 S *	1/2012	Jonas et al.	D13/184
D656,099 S *	3/2012	Gerber	D13/152
D671,078 S *	11/2012	Brown et al.	D13/160
2009/0268380 A1 *	10/2009	Brown et al.	361/625

FOREIGN PATENT DOCUMENTS

JP	1344281	11/2008
JP	1419946	8/2011
JP	14020756	8/2011

OTHER PUBLICATIONS

Catalog, EB2000PB4S, Kabushiki Kaisha d-glatt., Obtained by the applicant Jun. 5, 2012, (1 page).

Catalog, EB2000PB6S, Kabushiki Kaisha d-glatt., Obtained by the applicant Jun. 5, 2012, (1 page).

Catalog, EB4000PB10S, Kabushiki Kaisha d-glatt., Obtained by the applicant Jun. 5, 2012, (1 page).

(Continued)

Primary Examiner — Deanna L Pratt

Assistant Examiner — Harold Blackwell, II

(74) *Attorney, Agent, or Firm* — Banner & Witcoff, Ltd

(57) **CLAIM**

The ornamental design for power panel, as shown and described.

DESCRIPTION

FIG. 1 is a perspective view of power panel showing my new design,

FIG. 2 is a front elevational view thereof,

FIG. 3 is a rear elevational view thereof,

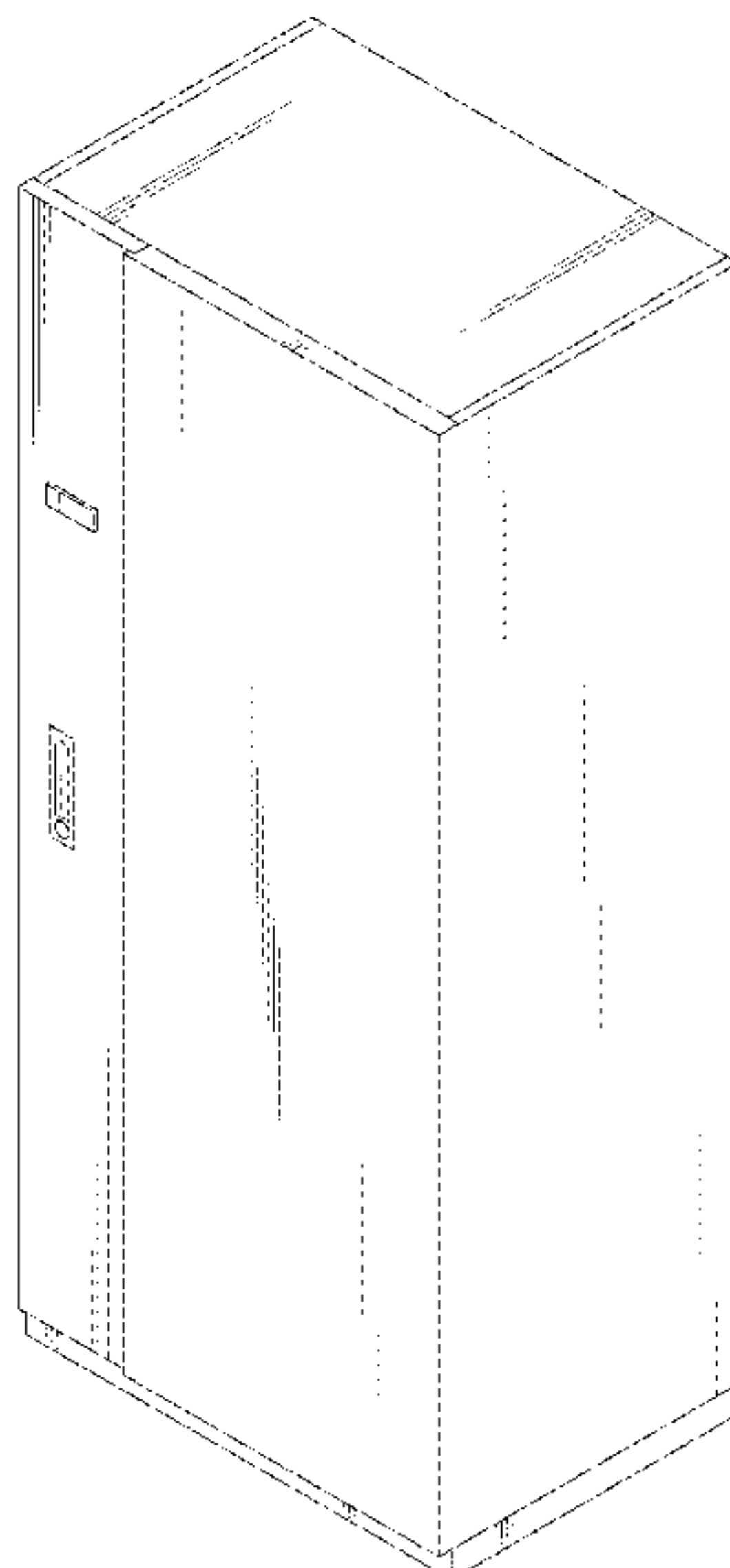
FIG. 4 is a left side elevational view thereof.

FIG. 5 is a right side elevational view thereof,

FIG. 6 is a top plan view thereof; and,

FIG. 7 is a bottom plan view thereof.

1 Claim, 5 Drawing Sheets



(56)

References Cited

OTHER PUBLICATIONS

Catalog, EB2000EF6, Kabushiki Kaisha d-glatt., Obtained by the applicant Jun. 5, 2012, (1 page).

Catalog, TF4000PB4, Kabushiki Kaisha d-glatt., Obtained by the applicant Jun. 5, 2012, (1 page).

* cited by examiner

Fig. 1

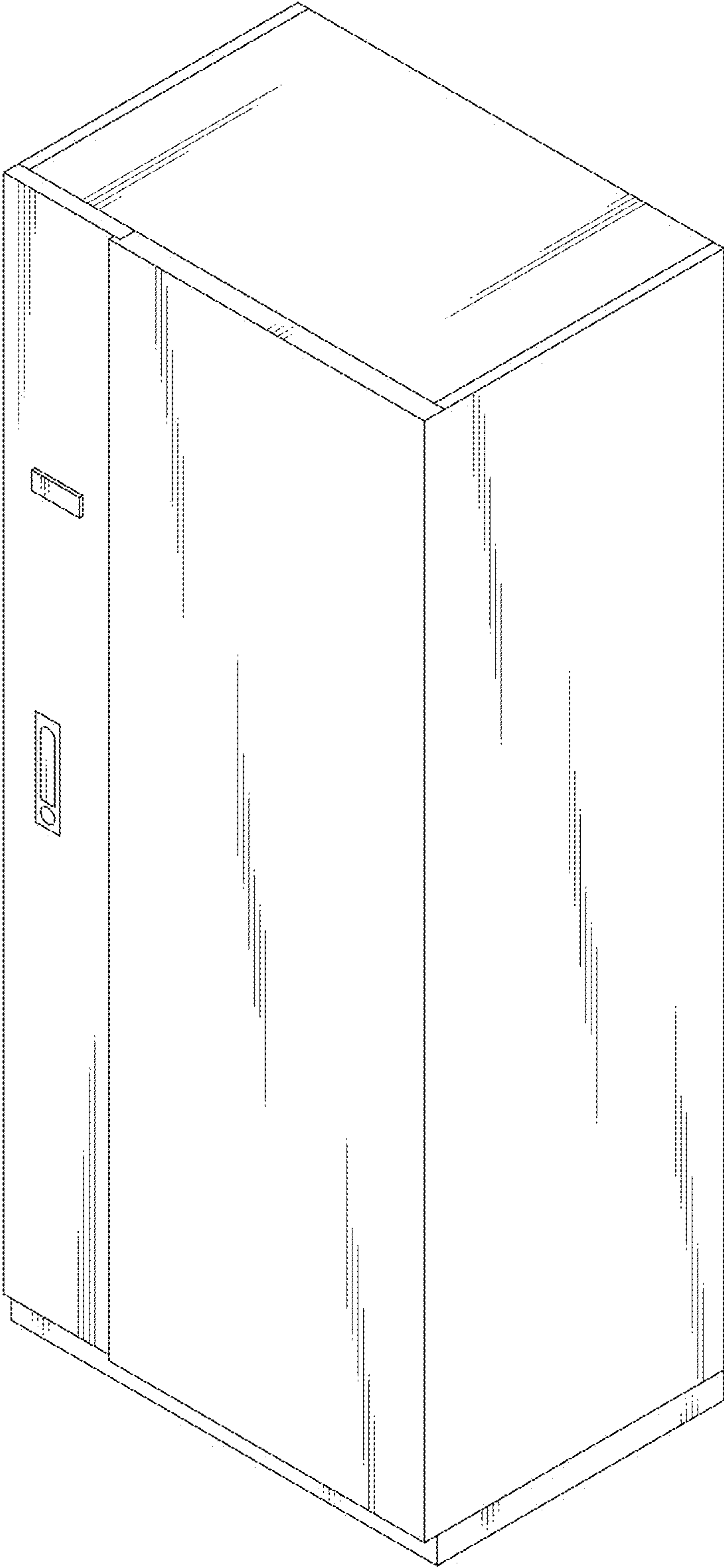


Fig. 2

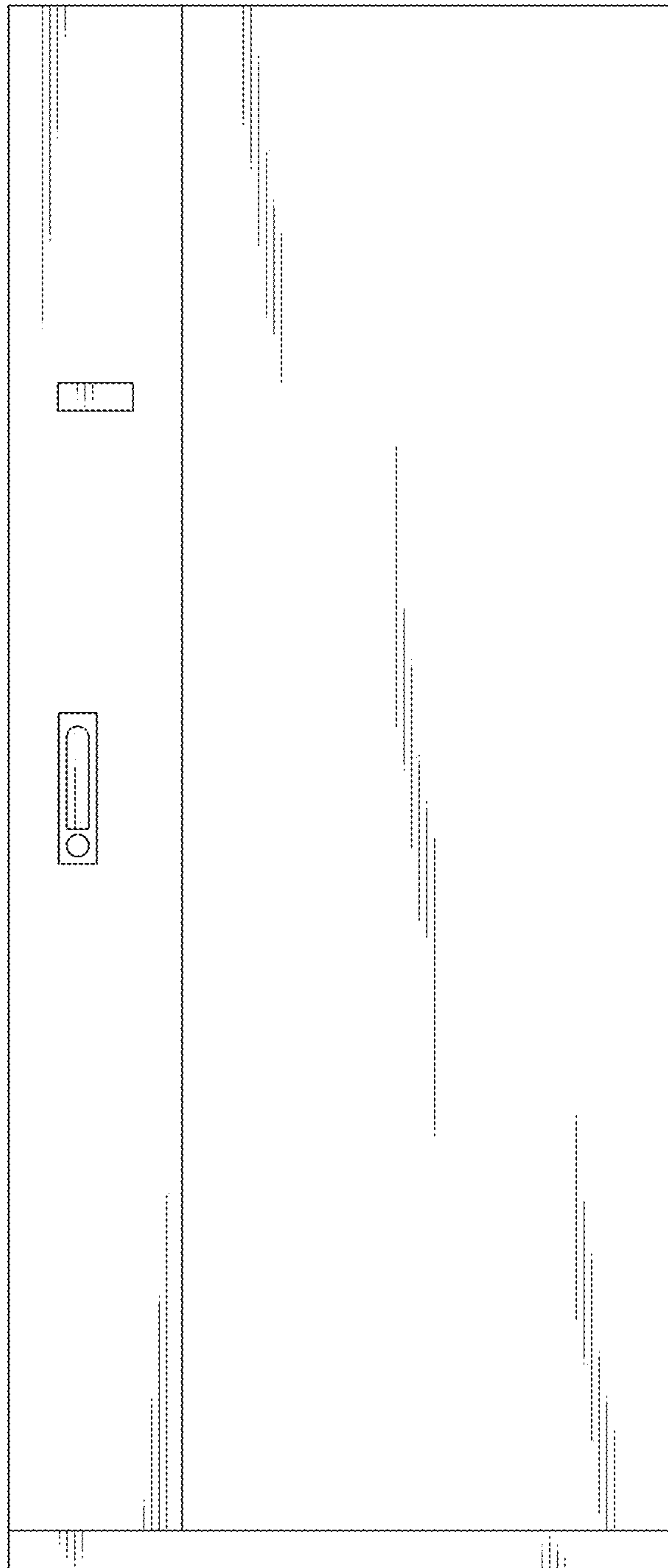


Fig. 3




Fig. 4

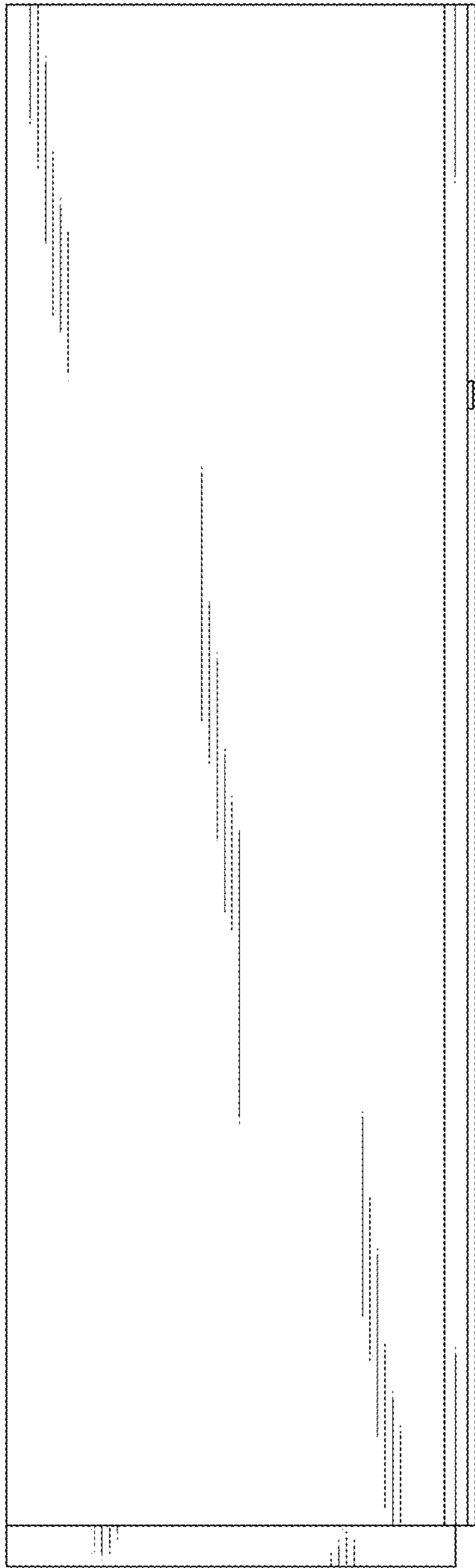


Fig. 5




Fig. 6

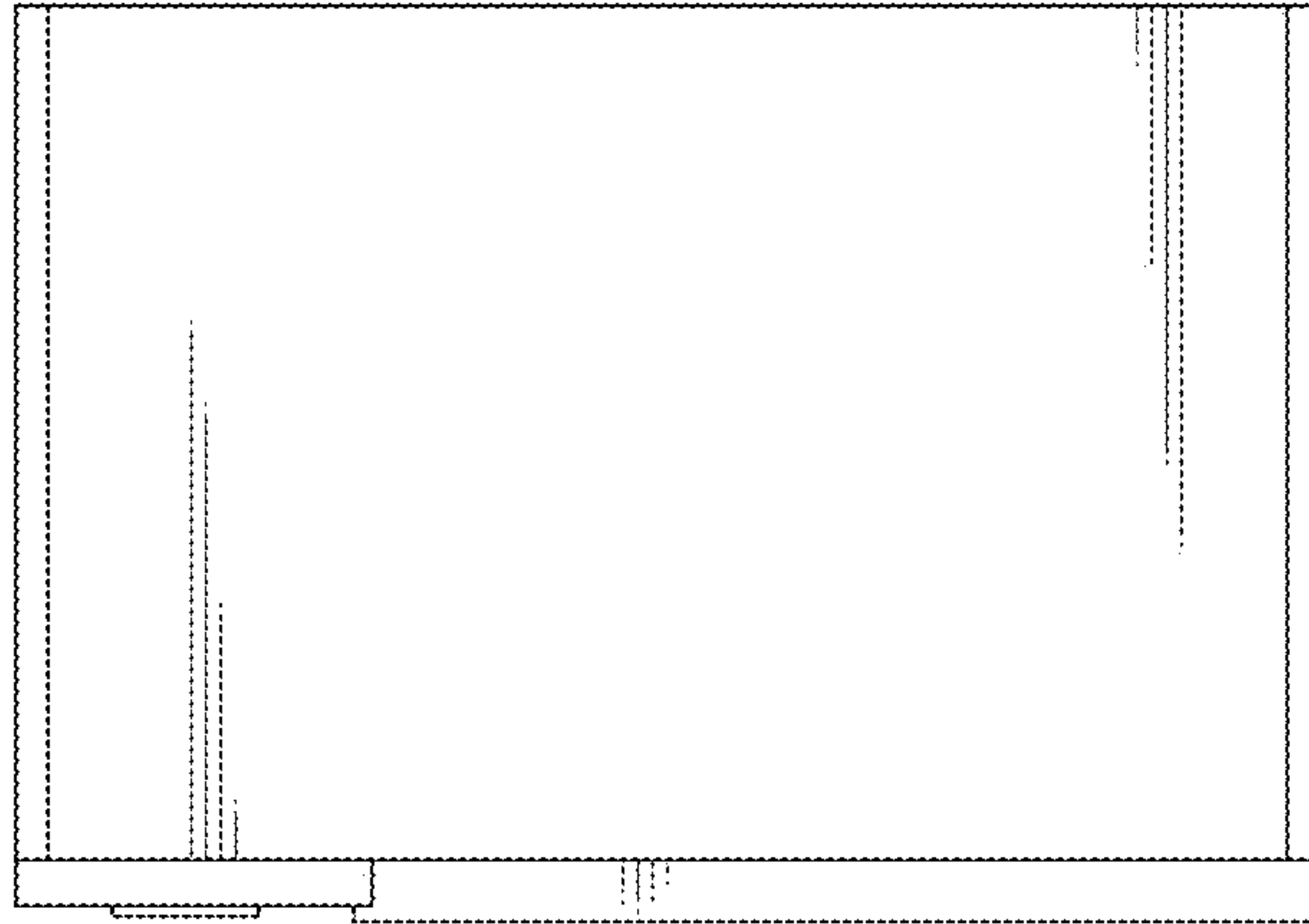


Fig. 7

