



US00D706192S

(12) **United States Design Patent**
Chung

(10) **Patent No.:** **US D706,192 S**
(45) **Date of Patent:** **** Jun. 3, 2014**

- (54) **AUTOMOTIVE WHEEL**
- (71) Applicant: **Suny Chung**, Brea, CA (US)
- (72) Inventor: **Suny Chung**, Brea, CA (US)
- (**) Term: **14 Years**
- (21) Appl. No.: **29/442,688**
- (22) Filed: **Apr. 22, 2013**
- (51) **LOC (10) Cl.** **12-16**
- (52) **U.S. Cl.**
USPC **D12/209**
- (58) **Field of Classification Search**
USPC D12/204-213; 301/37.101, 64.101, 65,
301/64.201
See application file for complete search history.

- (56) **References Cited**
U.S. PATENT DOCUMENTS
- D414,454 S * 9/1999 Chung D12/211
- D432,975 S * 10/2000 Chung D12/211
- D504,382 S * 4/2005 Elmitt D12/211
- D514,052 S * 1/2006 Walbey, Jr. D12/211

D552,524 S *	10/2007	Tirado	D12/209
D576,095 S *	9/2008	Chung	D12/211
D593,021 S *	5/2009	Chung	D12/211
D596,099 S *	7/2009	Chung	D12/209
D617,720 S *	6/2010	Zhao	D12/211
D633,840 S *	3/2011	Johnson	D12/209
D655,231 S *	3/2012	Zhao	D12/209
D657,297 S *	4/2012	Johnson	D12/211
D659,066 S *	5/2012	Johnson	D12/209
D682,769 S *	5/2013	Zhao	D12/211

* cited by examiner

Primary Examiner — Stacia Cadmus

(57) **CLAIM**
The ornamental design for an automotive wheel, as shown and described.

DESCRIPTION

FIG. 1 is a perspective view of an automotive wheel, showing my new design; and, FIG. 2 is a front view thereof. The broken line showing of the rear portion of the wheel is included for the purpose of illustrating environment and forms no part of the claimed design.

1 Claim, 2 Drawing Sheets


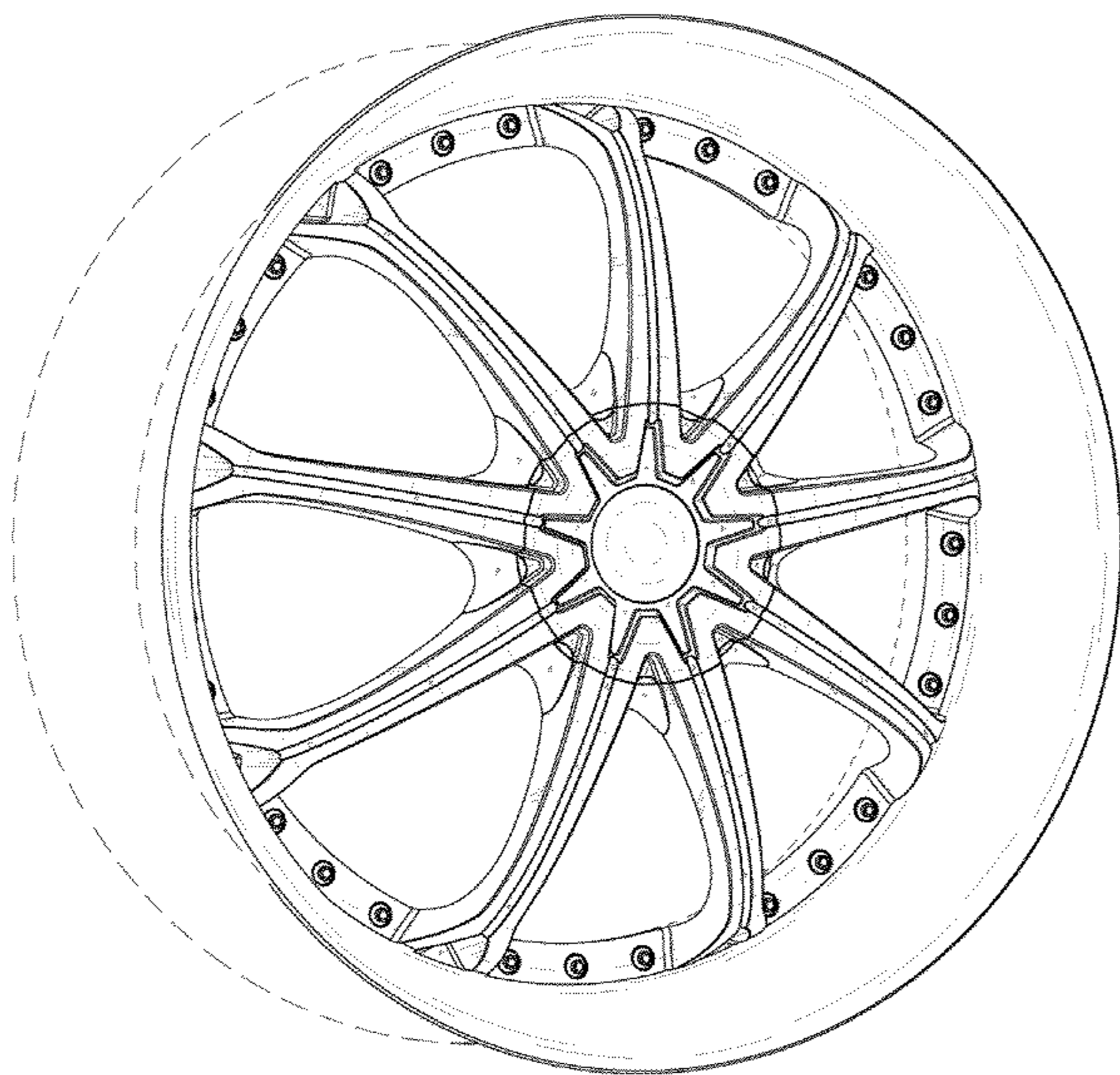


FIGURE 1

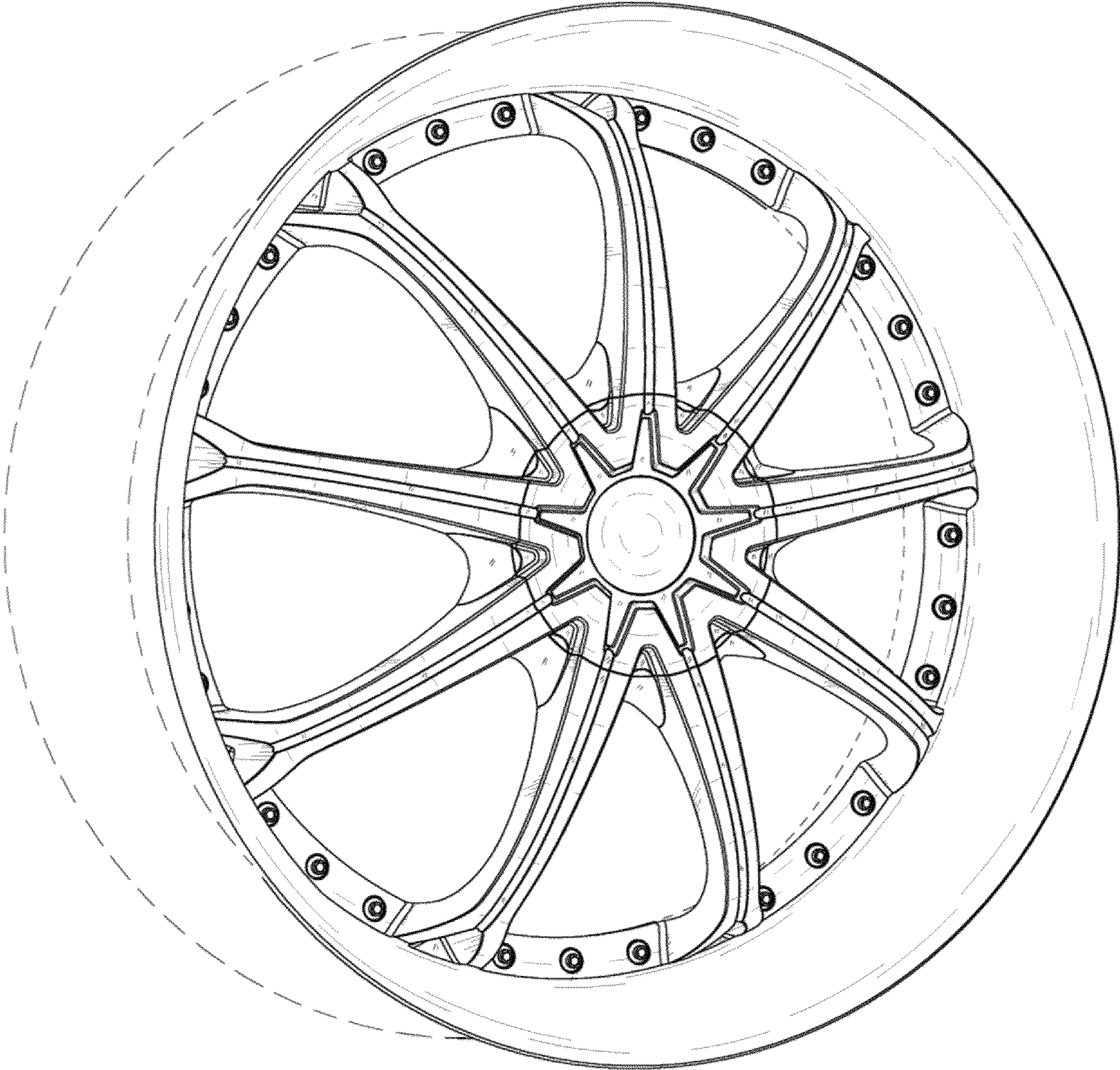


FIGURE 2

