



US00D706186S

(12) **United States Design Patent**  
**Fukaya et al.**

(10) **Patent No.:** **US D706,186 S**  
(45) **Date of Patent:** **\*\* Jun. 3, 2014**

(54) **STEERING WHEEL FOR AN AUTOMOBILE**

(71) Applicants: **Masaaki Fukaya**, Nagoya (JP);  
**Yoshinobu Kurimoto**, Ichinomiya (JP);  
**Yasuhiko Mizuhata**, Toyota (JP);  
**Masao Saitou**, Toyota (JP)

(72) Inventors: **Masaaki Fukaya**, Nagoya (JP);  
**Yoshinobu Kurimoto**, Ichinomiya (JP);  
**Yasuhiko Mizuhata**, Toyota (JP);  
**Masao Saitou**, Toyota (JP)

(73) Assignee: **Toyota Jidosha Kabushiki Kaisha**,  
Toyota-shi, Aichi-ken (JP)

(\*\*) Term: **14 Years**

(21) Appl. No.: **29/444,131**

(22) Filed: **Jan. 25, 2013**

(30) **Foreign Application Priority Data**

Jul. 27, 2012 (JP) ..... 2012-017857

(51) **LOC (10) Cl.** ..... **12-16**

(52) **U.S. Cl.**  
USPC ..... **D12/176**

(58) **Field of Classification Search**  
USPC ..... D12/175, 176; 74/552, 558, 558.5  
See application file for complete search history.

(56) **References Cited**

**U.S. PATENT DOCUMENTS**

6,941,836	B2 *	9/2005	Umemura et al.	74/552
D513,721	S *	1/2006	Pfeiffer	D12/176
D514,485	S *	2/2006	Juraschek et al.	D12/176
D521,426	S *	5/2006	Hoffmann	D12/176
D548,652	S *	8/2007	Borsari	D12/176
D552,017	S *	10/2007	Ganryu	D12/176
D560,578	S *	1/2008	Prost-Fin et al.	D12/176
D563,294	S *	3/2008	Shimizu	D12/176
D576,929	S *	9/2008	Nakajima et al.	D12/176

D593,010	S *	5/2009	Yamazaki	D12/176
D600,611	S *	9/2009	Pohanka	D12/176
D600,612	S *	9/2009	Hwang et al.	D12/176
D620,853	S *	8/2010	Wiedeman et al.	D12/176
7,913,586	B2 *	3/2011	Choi et al.	74/552
D635,900	S *	4/2011	Anzi	D12/176
D640,619	S *	6/2011	Araki et al.	D12/176
D651,542	S *	1/2012	Nagasawa et al.	D12/176
D651,543	S *	1/2012	Ali et al.	D12/176
D653,180	S *	1/2012	Tanaka et al.	D12/176
D684,511	S *	6/2013	Koyama	D12/176
D692,813	S *	11/2013	Koyama	D12/176
2009/0133527	A1 *	5/2009	Sato	74/552
2009/0255366	A1 *	10/2009	Choi et al.	74/552
2011/0100155	A1 *	5/2011	Jenny et al.	74/552

**OTHER PUBLICATIONS**

Newcarshow.com, [http://www.netcarshow.com/ferrari/2009-california/800x600/wallpaper\\_bb.htm](http://www.netcarshow.com/ferrari/2009-california/800x600/wallpaper_bb.htm); [http://www.netcarshow.com/ferrari/2009-california/800x600/wallpaper\\_bf.htm](http://www.netcarshow.com/ferrari/2009-california/800x600/wallpaper_bf.htm); Mfg.: Ferrari; Model: Ferrari California (2009); available on at least Feb. 8, 2012.

(Continued)

*Primary Examiner* — Melody Brown

(74) *Attorney, Agent, or Firm* — Finnegan, Henderson, Farabow, Garrett & Dunner, LLP


(57) **CLAIM**

The ornamental design for a steering wheel for an automobile, as shown and described.

**DESCRIPTION**

FIG. 1 is a perspective view of a steering wheel for an automobile showing our new design;  
FIG. 2 is a front view thereof;  
FIG. 3 is a rear view thereof;  
FIG. 4 is a left side elevation view thereof;  
FIG. 5 is a right side elevation view thereof;  
FIG. 6 is a top plan view thereof; and,  
FIG. 7 is a bottom view thereof.

**1 Claim, 4 Drawing Sheets**



(56)

**References Cited**

2011-lfa/800x600/wallpaper\_3b.htm: Mfg.: Lexus; Model: Lexus

OTHER PUBLICATIONS

LF-Gh Concept (2011); available on at least Feb. 8, 2012.

Newcarshow.com; [http://www.netcarshow.com/lexus/2011-lfa/800x600/wallpaper\\_3a.htm](http://www.netcarshow.com/lexus/2011-lfa/800x600/wallpaper_3a.htm); <http://www.netcarshow.com/lexus/>


\* cited by examiner




**FIG. 1**




**FIG. 2**




**FIG. 3**




**FIG. 4**



**FIG. 5**



***FIG. 6***



***FIG. 7***