



US00D706173S

(12) **United States Design Patent**
Seller Sirvent et al.

(10) **Patent No.:** **US D706,173 S**
(45) **Date of Patent:** **** Jun. 3, 2014**

(54) **VEHICLE**

D691,516 S * 10/2013 Dockeray D12/91
D692,350 S * 10/2013 Toriyama et al. D12/92

(71) Applicant: **Audi AG**, Ingolstadt (DE)

* cited by examiner

(72) Inventors: **Ramon Seller Sirvent**, München (DE);
Ulrich Beierlein, Ingolstadt (DE)

Primary Examiner — Melody Brown

(73) Assignee: **Audi AG**, Ingolstadt (DE)

(74) *Attorney, Agent, or Firm* — Lucas & Mercanti, LLP;
Klaus P. Stoffel

(**) Term: **14 Years**

(57) **CLAIM**

The ornamental design for a vehicle, as shown and described.

(21) Appl. No.: **29/445,891**

DESCRIPTION

(22) Filed: **Feb. 19, 2013**

FIG. 1 is a front, right side perspective view of the vehicle of the present invention with the top on;

(30) **Foreign Application Priority Data**

FIG. 2 is a rear, right side perspective view thereof;

Aug. 17, 2012 (EM) 002089110-0001

FIG. 3 is a right side view thereof;

Aug. 17, 2012 (EM) 002089110-0002

FIG. 4 is a left side view thereof;

Aug. 17, 2012 (EM) 002089136-0001

FIG. 5 is a front view thereof;

Aug. 17, 2012 (EM) 002089136-0002

FIG. 6 is a rear view thereof;

(51) **LOC (10) Cl.** **12-08**

FIG. 7 is a top view thereof;

(52) **U.S. Cl.**

FIG. 8 is a bottom view thereof;

USPC **D12/92**

FIG. 9 is a front, right side perspective view of the vehicle of the present invention with the top off;

(58) **Field of Classification Search**

FIG. 10 is a rear, right side perspective view thereof;

USPC D12/86, 90–92, 88; D21/424, 433, 434;

FIG. 11 is a right side view thereof;

296/181.1, 181.5

FIG. 12 is a left side view thereof;

See application file for complete search history.

FIG. 13 is a front view thereof;

(56) **References Cited**

FIG. 14 is a rear view thereof

U.S. PATENT DOCUMENTS

FIG. 15 is a top view thereof; and,

D605,084 S * 12/2009 Szavits D12/91

FIG. 16 is a bottom view thereof.

D664,894 S * 8/2012 Huet D12/91

The interior of the vehicle does not form part of the claimed design.

1 Claim, 10 Drawing Sheets






Fig. 1



Fig. 2




Fig. 3




Fig. 4



Fig. 5




Fig. 6




Fig. 7




Fig. 8



Fig. 9



Fig. 10




Fig. 11




Fig. 12



Fig. 13



Fig. 14

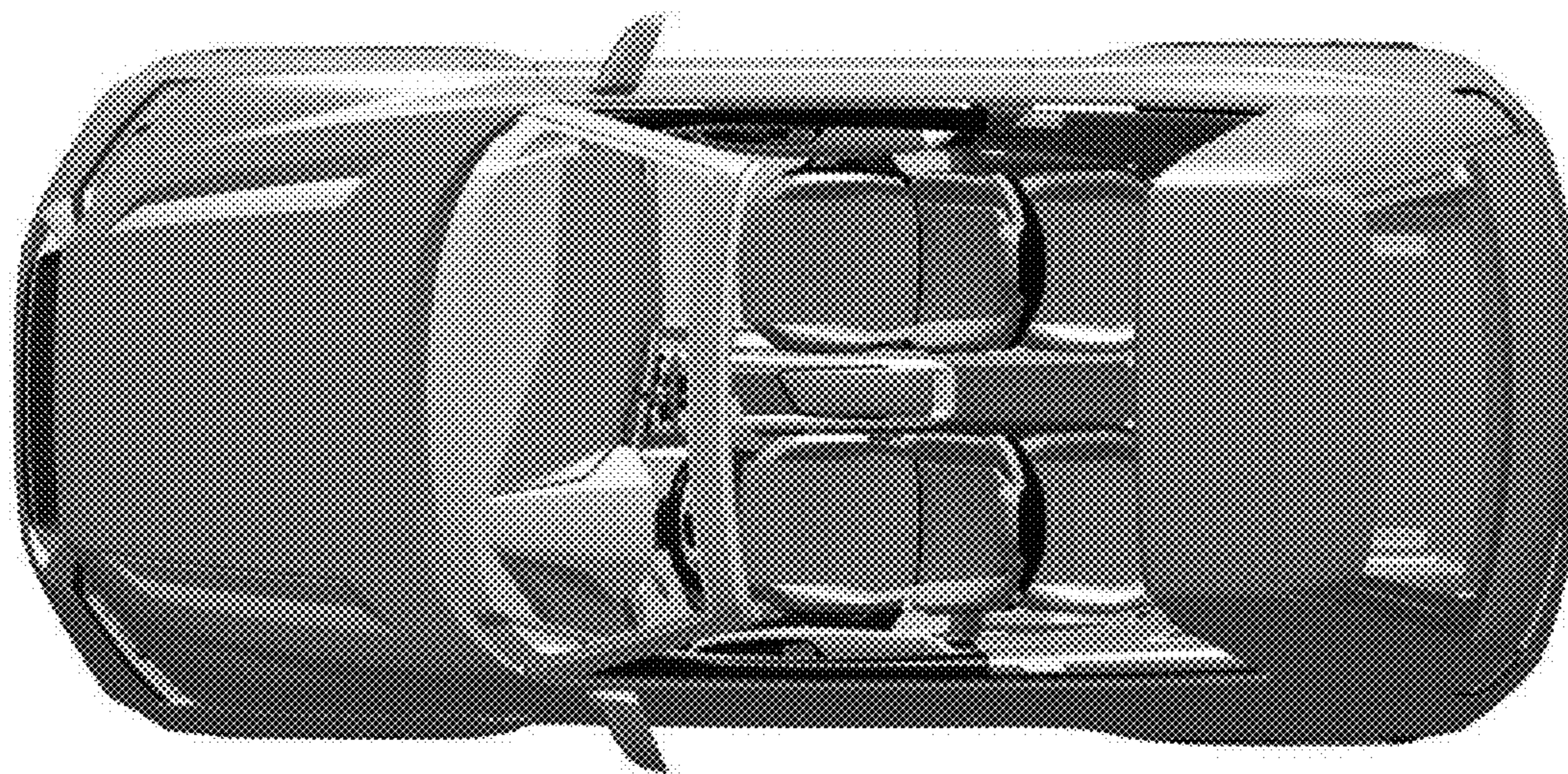


Fig. 15




Fig. 16