



US00D706165S

(12) **United States Design Patent**
Jacks

(10) **Patent No.:** **US D706,165 S**
(45) **Date of Patent:** **** Jun. 3, 2014**

- (54) **DISHWASHER MAGNET**
- (71) Applicant: **Ivana C. Jacks**, Suisun City, CA (US)
- (72) Inventor: **Ivana C. Jacks**, Suisun City, CA (US)
- (**) Term: **14 Years**
- (21) Appl. No.: **29/436,667**
- (22) Filed: **Nov. 8, 2012**
- (51) **LOC (10) Cl.** **11-02**
- (52) **U.S. Cl.**
USPC **D11/157**
- (58) **Field of Classification Search**
USPC D11/204, 217, 219, 223, 232, 238, 14,
D11/30, 44, 47, 48, 62, 81, 99, 108-110,
D11/125, 133, 157, 165, 168, 172, 176, 180,
D11/184; D20/10, 11, 13, 17, 19, 22-28,
D20/40, 99; 40/1.5, 5, 124.01, 200, 299.01,
40/312, 360, 446, 538, 541, 584, 588, 591,
40/594, 595, 600, 638; D19/1, 9-11;
283/51, 71, 81, 97; 428/29, 40.1, 41.6,
428/42.1-42.3, 914
See application file for complete search history.

5,496,104 A *	3/1996	Arnold et al.	312/204
5,839,458 A *	11/1998	Delcarson	134/113
5,884,641 A	3/1999	Berg		
6,196,239 B1 *	3/2001	Eskey	134/113
6,427,708 B1 *	8/2002	Jermyn	134/113
D580,817 S *	11/2008	Zarzur	D11/157
D584,655 S *	1/2009	Banman	D11/157
7,516,746 B1	4/2009	Davis		

* cited by examiner

Primary Examiner — T. Chase Nelson
Assistant Examiner — Michelle E Wilson
(74) *Attorney, Agent, or Firm* — Crossley Patent Law;
Micah C. Gunn


(57) **CLAIM**
The ornamental design for a dishwasher magnet, as shown and described.

DESCRIPTION

FIG. 1 is a front elevation view of a dishwasher magnet showing my new design;
FIG. 2 is a rear elevation view thereof;
FIG. 3 is a right side elevation view thereof;
FIG. 4 is a left side elevation view thereof;
FIG. 5 is a top plan view thereof;
FIG. 6 is a bottom plan view thereof; and,
FIG. 7 is a front isometric view thereof.

- (56) **References Cited**
U.S. PATENT DOCUMENTS
4,129,954 A * 12/1978 Hulteen 40/606.03
D345,829 S * 4/1994 Mancuso et al. D32/3

1 Claim, 4 Drawing Sheets






FIG. 1

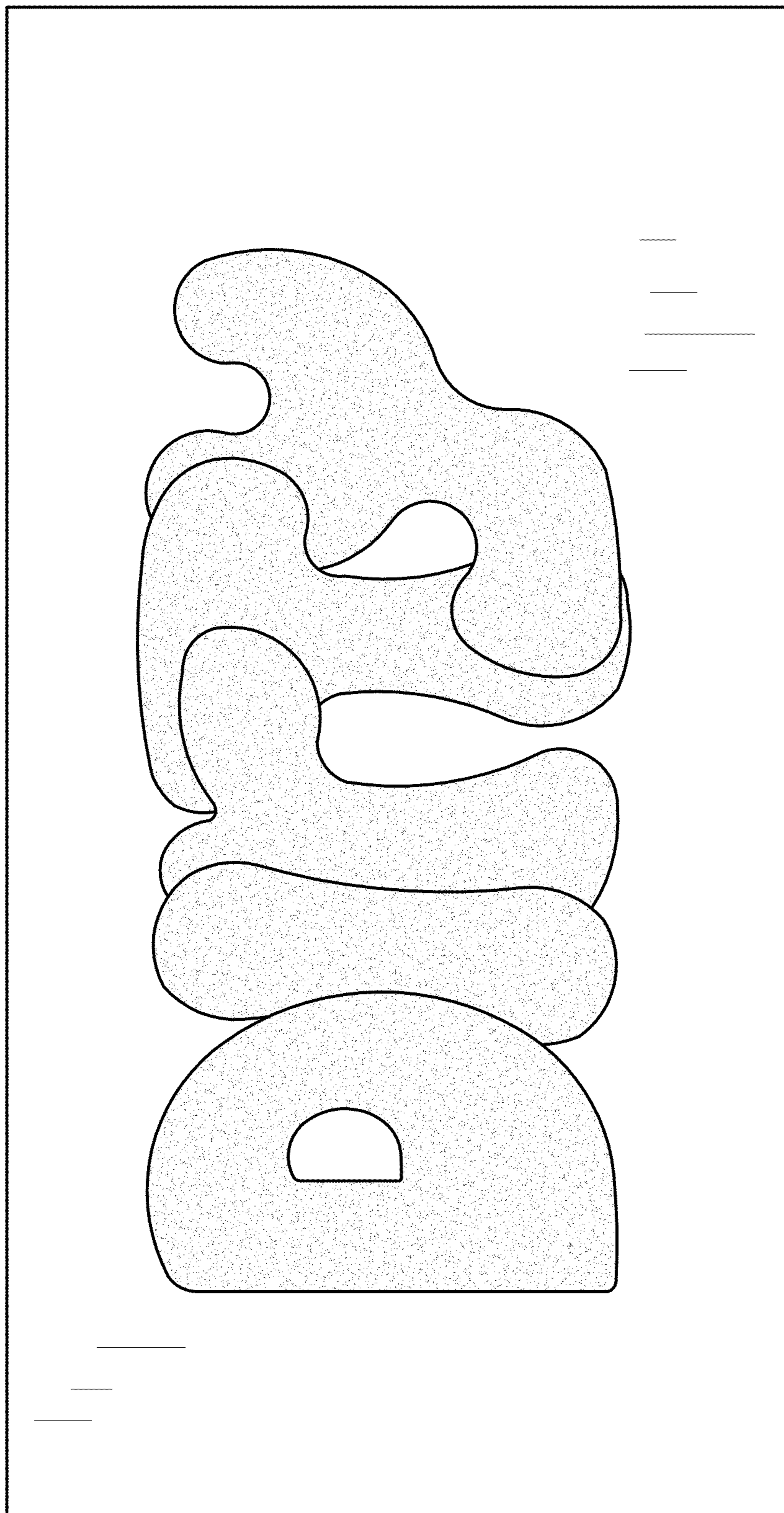


FIG. 2



FIG. 3

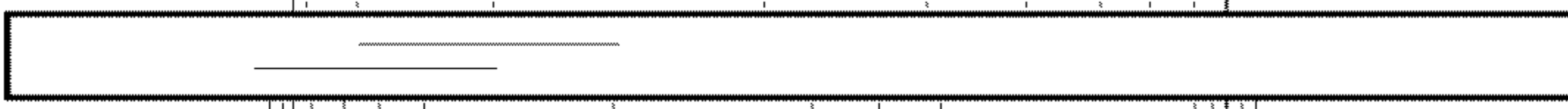


FIG. 4




FIG. 5



FIG. 6

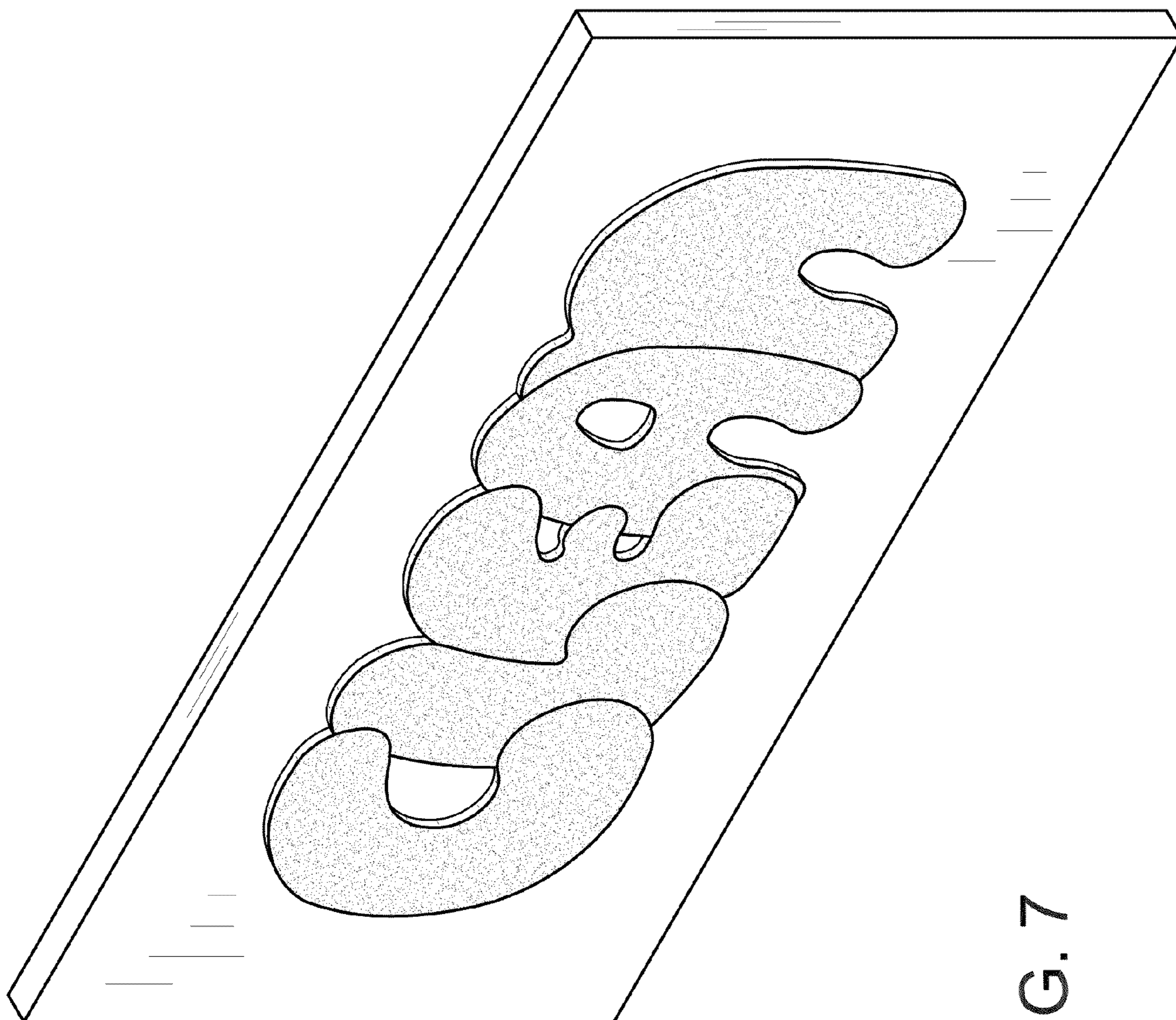


FIG. 7