



US00D706161S

(12) **United States Design Patent**  
**Madrid**

(10) **Patent No.:** **US D706,161 S**  
(45) **Date of Patent:** **\*\* Jun. 3, 2014**

(54) **DECORATION HOLDER**

(71) Applicant: **Polygroup Macau Limited (BVD),**  
Tortola (VG)

(72) Inventor: **Jessica Madrid,** East Dundee, IL (US)

(73) Assignee: **Polygroup Macau Limited (BVD),**  
Tortola (VG)

(\*\*) Term: **14 Years**

(21) Appl. No.: **29/469,261**

(22) Filed: **Oct. 8, 2013**

(51) **LOC (10) Cl.** ..... **11-05**

(52) **U.S. Cl.**  
USPC ..... **D11/130**

(58) **Field of Classification Search**

CPC ... A47G 33/08; A47G 33/0836; A47G 33/10;  
A47G 33/105; A47G 33/12; A47G 33/1206;  
A47G 2033/12; A47G 2033/1233; A47G  
25/82; A01K 27/00; A01K 27/001; A01K  
27/003; A01K 27/004; A47D 13/086  
USPC ..... D11/117, 121, 130, 143, 164; D3/7, 8;  
D8/373; D30/144, 151, 152; 428/7, 8,  
428/9, 12, 19; 119/856, 857, 864; 223/118  
See application file for complete search history.

(56) **References Cited**

**U.S. PATENT DOCUMENTS**

2,610,884 A \* 9/1952 Enderle et al. .... 294/15  
D244,903 S \* 7/1977 Hildebrand ..... D7/683  
D263,548 S \* 3/1982 Rodgers et al. .... D8/4  
5,310,151 A \* 5/1994 Engel ..... 248/230.8  
5,634,619 A \* 6/1997 Alessi ..... 248/219.3  
5,870,845 A \* 2/1999 Ruderman et al. .... 40/601  
D450,801 S \* 11/2001 Fundak ..... D22/121

D484,283 S \* 12/2003 Lam ..... D30/153  
6,843,456 B1 \* 1/2005 Hajianpour ..... 248/230.1  
D571,687 S \* 6/2008 Spencer ..... D11/130  
D574,166 S \* 8/2008 Kaisler ..... D6/458  
D585,326 S \* 1/2009 Donaldson ..... D11/130  
D588,495 S \* 3/2009 Cobb ..... D11/130  
D616,789 S \* 6/2010 Huse ..... D11/130  
D687,343 S \* 8/2013 Edwards ..... D11/130  
2002/0195529 A1 \* 12/2002 Vanech ..... 248/218.4  
2003/0089830 A1 \* 5/2003 Loughman ..... 248/125.7  
2005/0247837 A1 \* 11/2005 Spencer ..... 248/218.4

\* cited by examiner

*Primary Examiner* — Elizabeth J Oswecki

(74) *Attorney, Agent, or Firm* — Troutman Sanders LLP;  
Ryan A. Schneider; Benjamin C. Wiles

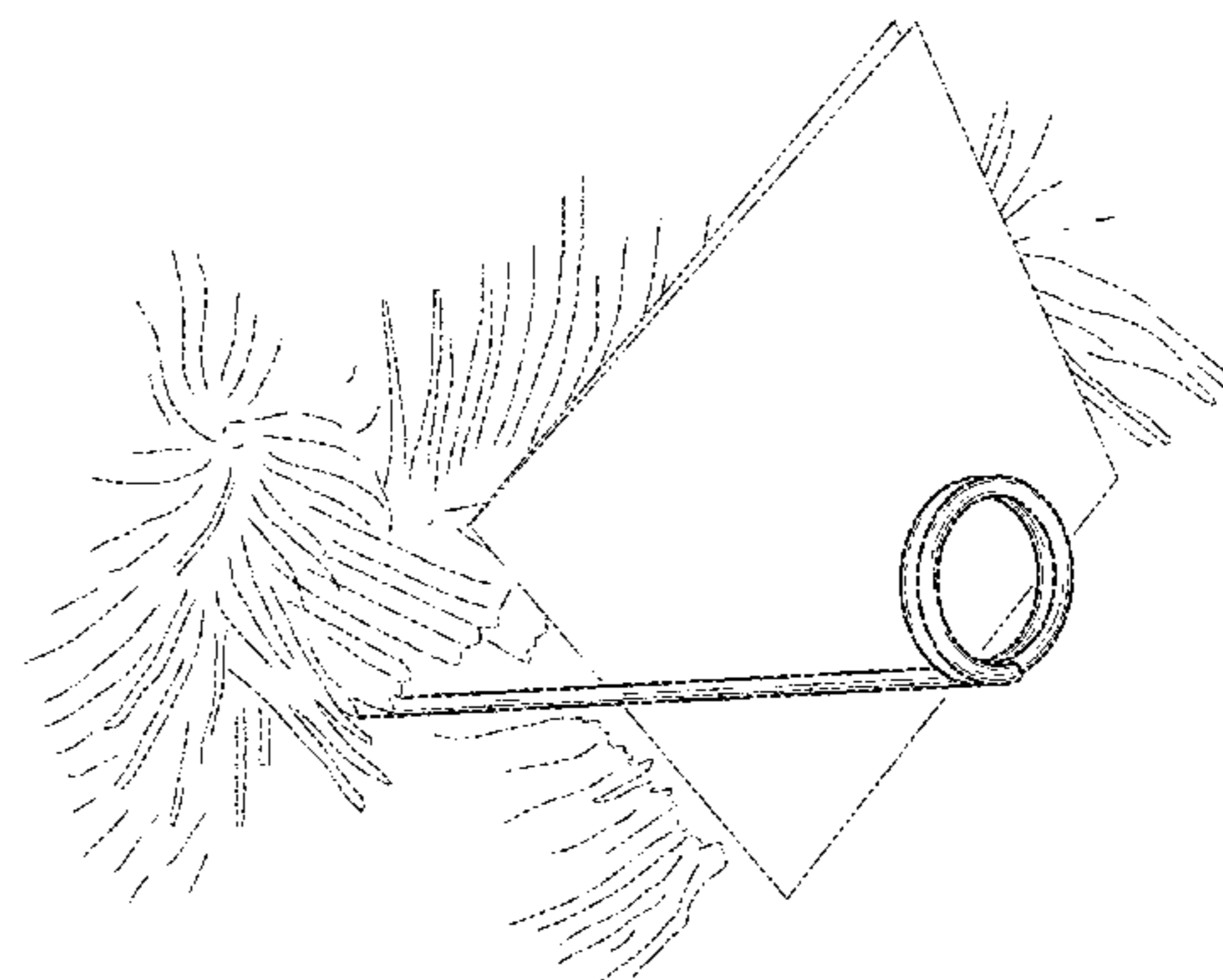
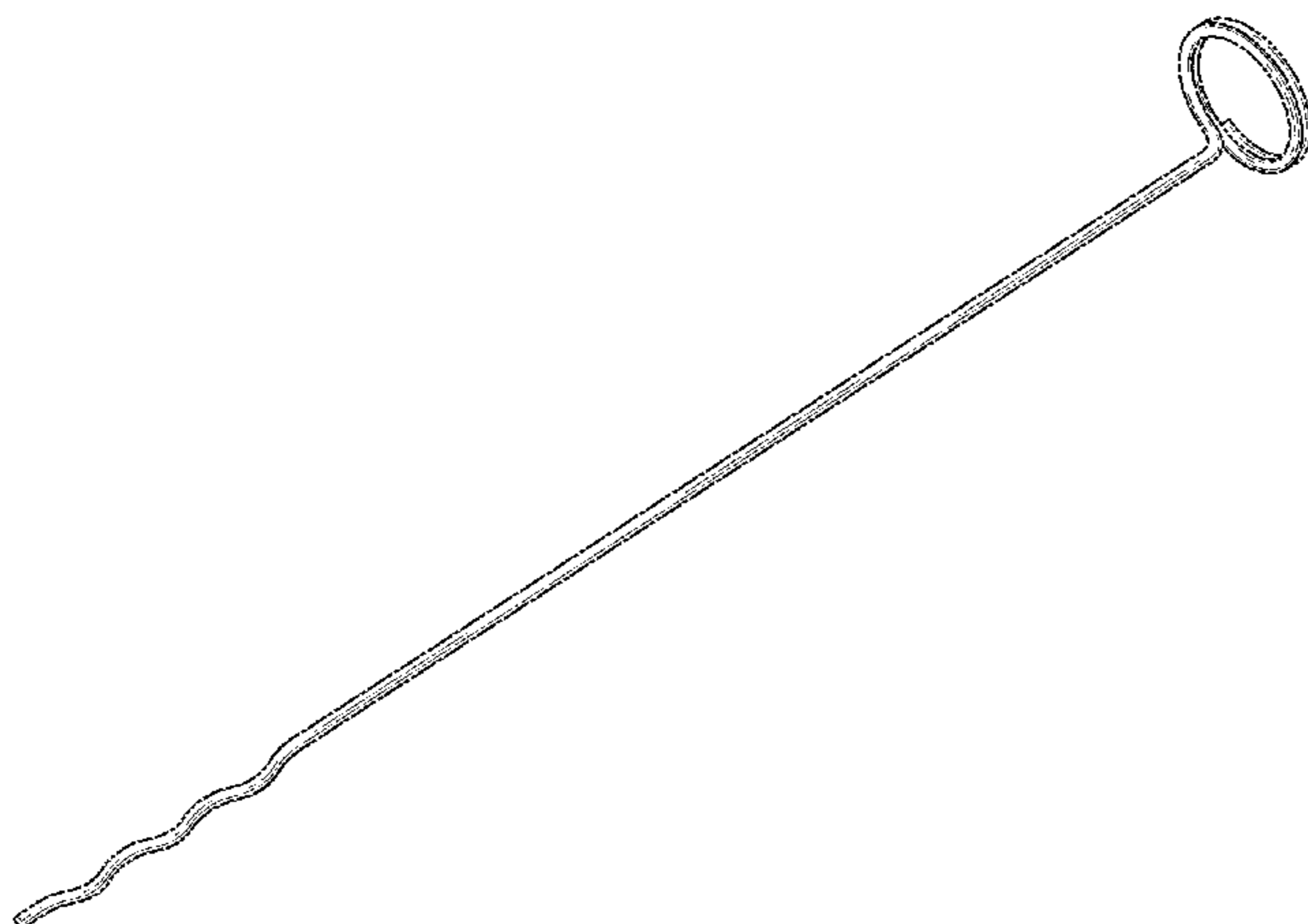
(57) **CLAIM**

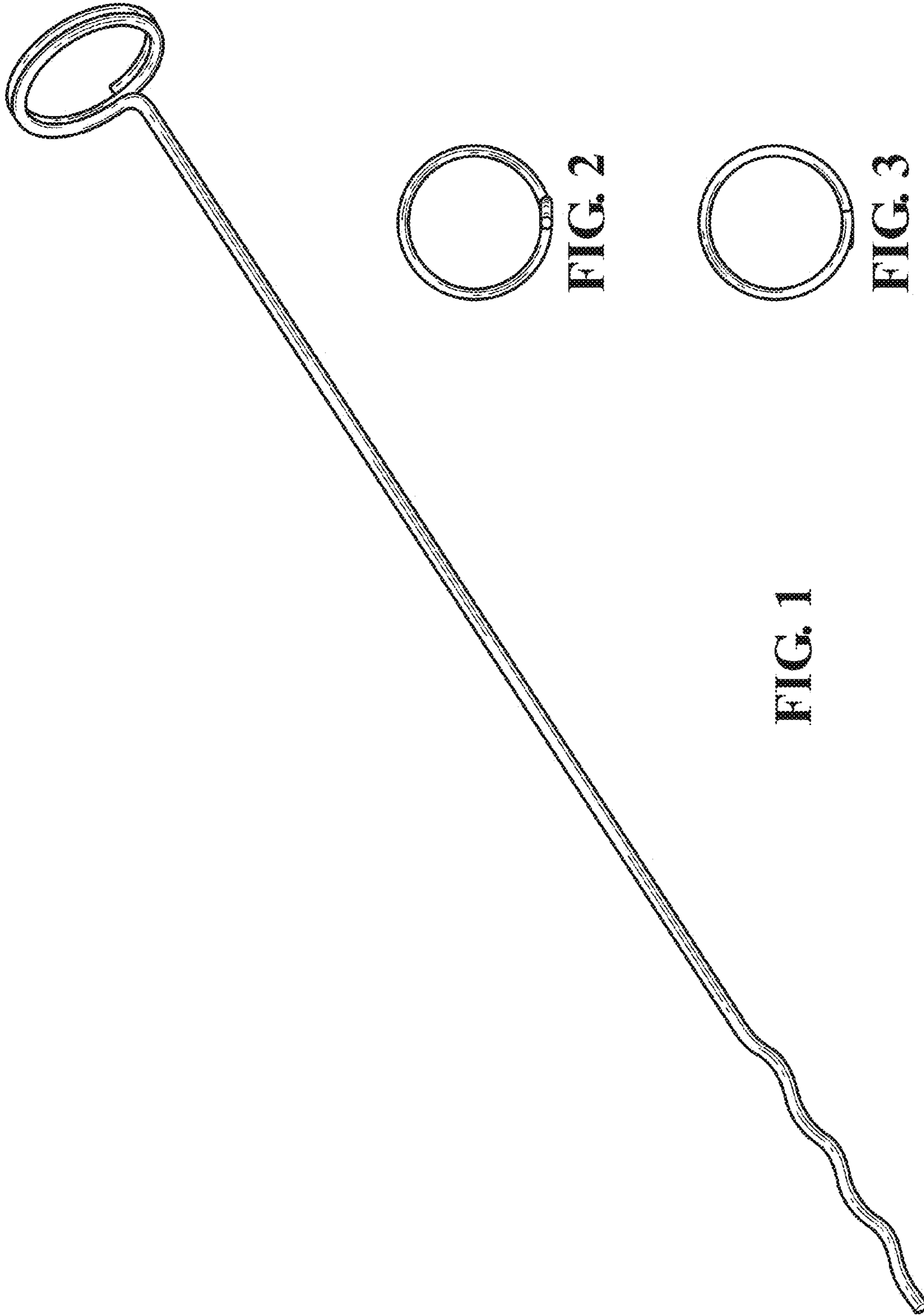
The ornamental design for a decoration holder, as shown and described.

**DESCRIPTION**

FIG. 1 is a perspective view of a decoration holder showing our new design;  
FIG. 2 is a back view of the decoration holder of FIG. 1;  
FIG. 3 is a front view of the decoration holder of FIG. 1;  
FIG. 4 is a side view of the decoration holder of FIG. 1;  
FIG. 5 is another side view of the decoration holder of FIG. 1;  
FIG. 6 is a top view of the decoration holder of FIG. 1;  
FIG. 7 is a bottom view of the decoration holder of FIG. 1;  
and,  
FIG. 8 is a perspective view of the decoration holder of FIG. 1 shown in a used condition with a tree and holiday card shown in broken lines.  
The broken lines depicting tree branches and a holiday card are for the purpose of illustrating environment and form no part of the claimed design.

**1 Claim, 3 Drawing Sheets**








FIG. 4




FIG. 5

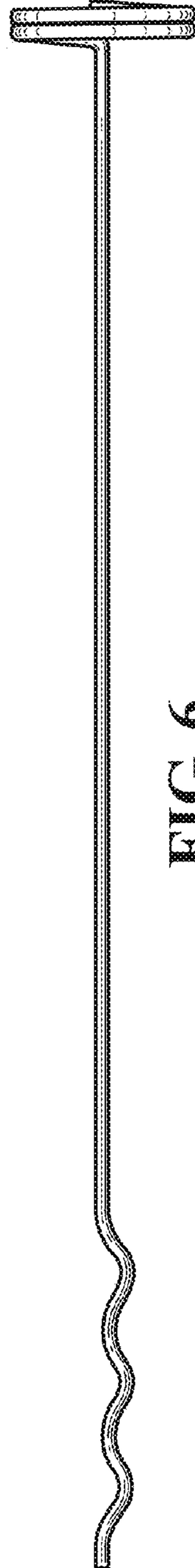


FIG. 6



FIG. 7




FIG. 8