

US00D706157S

(12) **United States Design Patent**
Zeuner

(10) **Patent No.:** **US D706,157 S**
(45) **Date of Patent:** **** Jun. 3, 2014**

(54) **JEWELRY**

- (71) Applicant: **Jennifer Zeuner**, Boca Raton, FL (US)
- (72) Inventor: **Jennifer Zeuner**, Boca Raton, FL (US)
- (73) Assignee: **See Designs LLC**, Boca Raton, FL (US)
- (**) Term: **14 Years**

(21) Appl. No.: **29/455,782**

(22) Filed: **May 24, 2013**

(51) **LOC (10) Cl.** **11-01**

(52) **U.S. Cl.**
USPC **D11/1; D11/32; D11/54; D11/83**

(58) **Field of Classification Search**
USPC **D11/1, 2, 26, 32, 53, 54, 55, 48, 83,**
D11/101, 102, 160, 79, 81; D21/661;
446/392, 341

See application file for complete search history.

(56) **References Cited**

U.S. PATENT DOCUMENTS

D32,142 S *	1/1900	Simmons	D11/102
D38,553 S *	5/1907	Clymer	D11/102
2,197,765 A *	4/1940	Marcus	446/350
D247,228 S *	2/1978	Viveiros	D11/1
5,919,227 A *	7/1999	Bello	623/6.64
D423,982 S *	5/2000	Nethercutt	D11/130
D487,489 S *	3/2004	Bae	D21/661
6,811,461 B2 *	11/2004	Maddocks et al.	446/392
D692,342 S *	10/2013	Bennett	D11/41

OTHER PUBLICATIONS

- [online] http://6.images.singer22.com/static/insets/images/PRISCILLA-1INCH_INSET1_1372861976.jpg. Accessed Dec. 23, 2013.*
- [online] <http://www.polyvore.com/cgi/img-thing?.out=jpg&size=1&tid=89300792>. Accessed Dec. 23, 2013.*
- [online] <http://indulgy.net/L6/YF/H2/zeunr4020241819q110336x596.jpg>. Accessed Dec. 23, 2013.*
- [online] http://g-ecx.images-amazon.com/images/G/01/Shopbop/p/pcs/products/zeunr/zeunr4012011739/zeunr4012011739_q1_1-1_336x596.jpg. Accessed Dec. 23, 2013.*

* cited by examiner

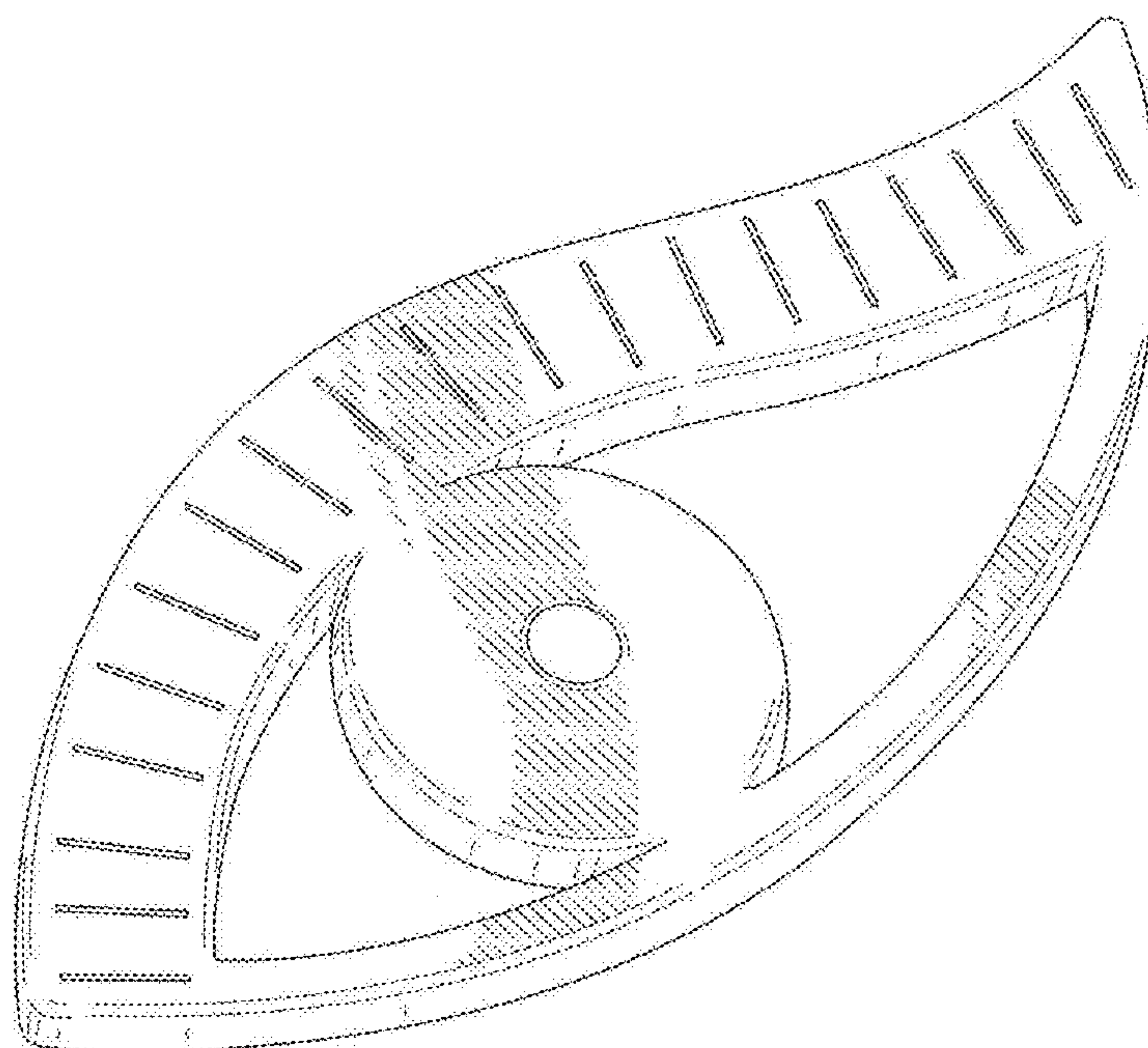
Primary Examiner — Garth Rademaker
Assistant Examiner — Melanie Pellegrini
(74) *Attorney, Agent, or Firm* — Jerold I. Schneider;
Schneider Rothman IP Law Group

(57) **CLAIM**
The ornamental design for jewelry, as shown.

DESCRIPTION

FIG. 1 is a perspective view of jewelry showing my new design;
FIG. 2 is a front view thereof;
FIG. 3 is a back view thereof;
FIG. 4 is a bottom view thereof;
FIG. 5 is a top plan view thereof;
FIG. 6 is a left side view thereof; and
FIG. 7 is a right side view thereof.
FIG. 8 is a view of the jewelry mounted on a ring; and,
FIG. 9 is a view of the jewelry mounted on a necklace.
The broken lines shown in the drawings illustrate environmental matter that forms no part of the claimed design.

1 Claim, 7 Drawing Sheets



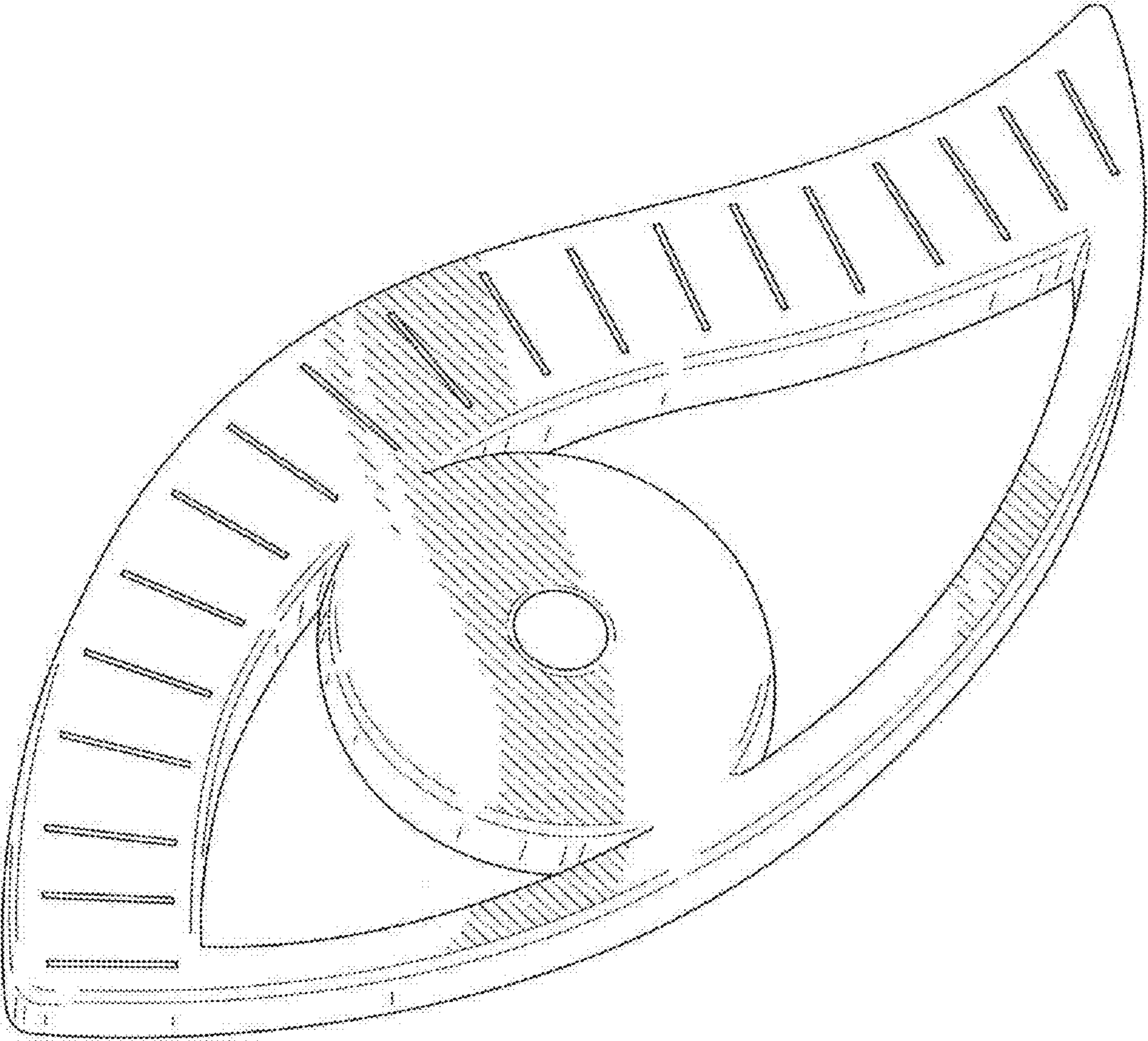


FIG. 1

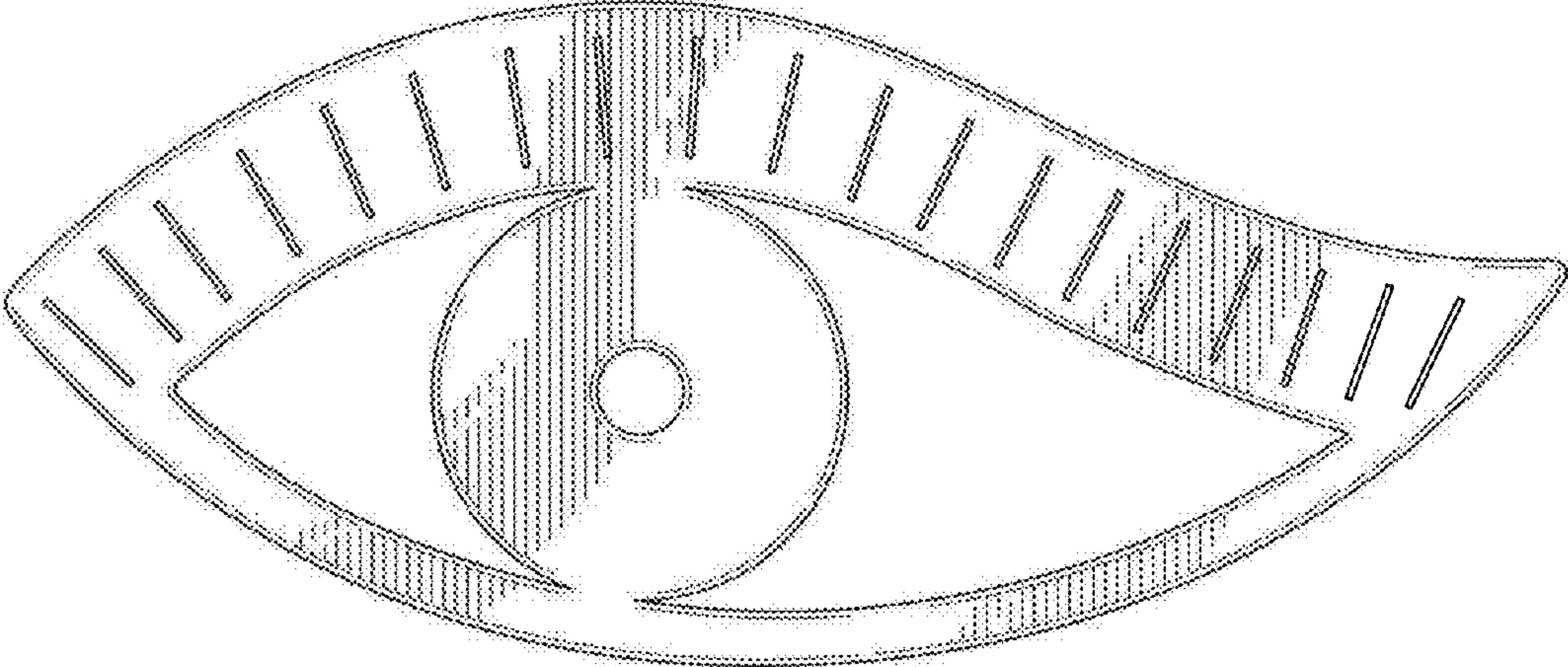


FIG. 2

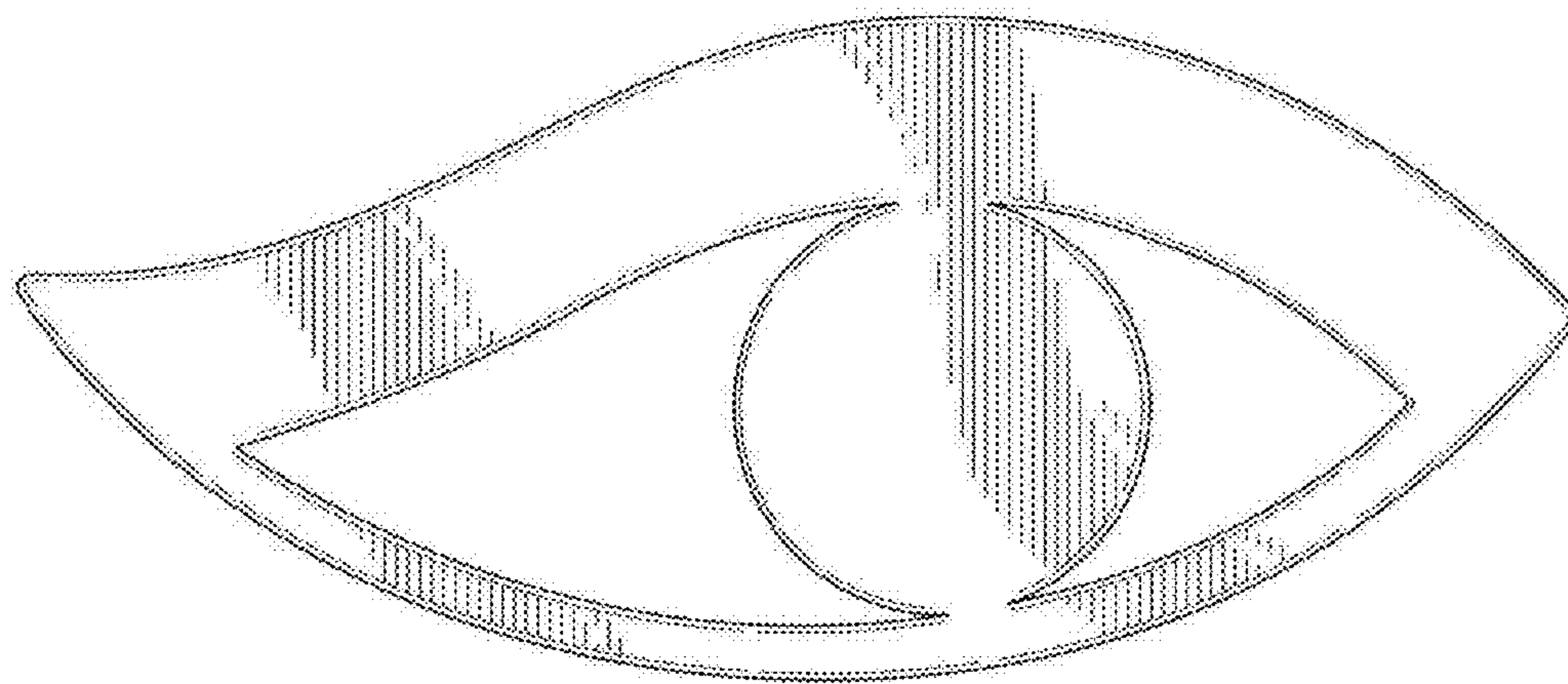


FIG. 3




FIG. 4




FIG. 5



FIG. 6




FIG. 7

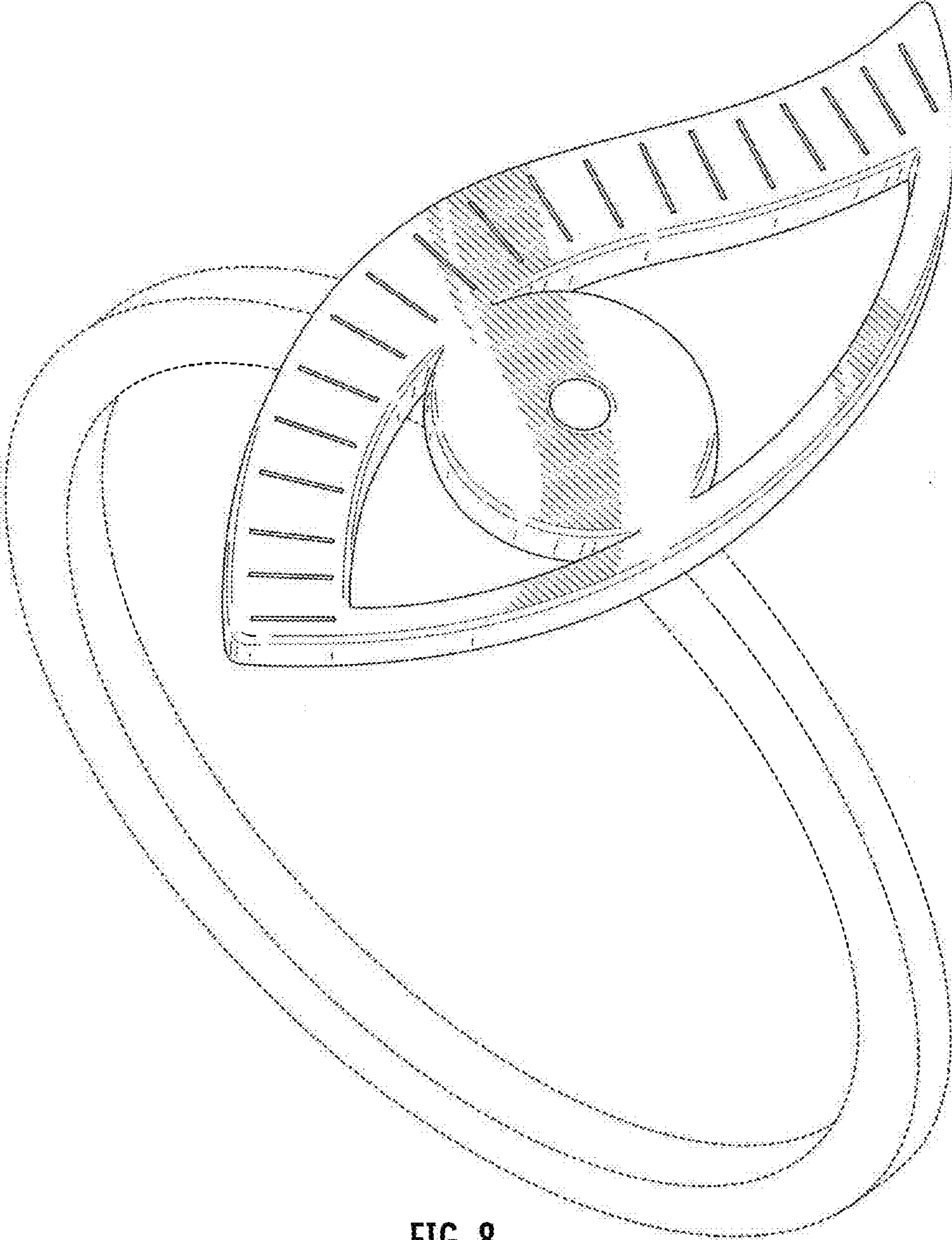


FIG. 8



FIG. 9