



US00D706142S

(12) **United States Design Patent**
Monachon

(10) **Patent No.:** **US D706,142 S**
(45) **Date of Patent:** **** Jun. 3, 2014**

(54) **WRISTWATCH**

(71) Applicant: **Omega Ltd.**, Biel/Bienne (CH)

(72) Inventor: **Jean-Claude Monachon**, Bevaix (CH)

(73) Assignee: **Omega Ltd.**, Biel/Bienne (CH)

(**) Term: **14 Years**

(21) Appl. No.: **29/468,896**

(22) Filed: **Oct. 4, 2013**

(30) **Foreign Application Priority Data**

Apr. 4, 2013 (WO) DM/080 735

(51) **LOC (10) Cl.** **10-02**

(52) **U.S. Cl.**
USPC **D10/32; D10/36**

(58) **Field of Classification Search**
USPC D10/30-39, 122-132; 368/276, 281,
368/282, 80, 223, 228; D11/3, 16
See application file for complete search history.

(56) **References Cited**

U.S. PATENT DOCUMENTS

D65,308 S *	7/1924	Strasser	D10/38
2,191,020 A *	2/1940	Kaufmann	224/177
D178,044 S *	6/1956	Du Pasquier	D10/126
D266,058 S *	9/1982	Kanoui	D10/39
D309,576 S *	7/1990	Saurer	D10/39
D315,311 S *	3/1991	Ratajski	D10/32
D319,027 S *	8/1991	Burgener	D10/39
5,119,351 A *	6/1992	Gogniat	368/282
D351,361 S *	10/1994	Itoh	D10/126
5,398,218 A *	3/1995	Munnier et al.	368/282
D386,979 S *	12/1997	Kubisch	D10/32

D393,602 S *	4/1998	Sang	D11/3
D476,907 S *	7/2003	Calvani et al.	D10/32
D508,860 S *	8/2005	Plan	D10/39
D540,197 S *	4/2007	Pasternak et al.	D10/32
D564,910 S *	3/2008	Rabassa	D10/39
D617,662 S *	6/2010	Monachon	D10/32
D630,960 S *	1/2011	Vogeli	D10/128
D648,645 S *	11/2011	Demas	D10/126
D677,586 S *	3/2013	Graff	D10/39
D679,611 S *	4/2013	Chastaingt	D10/39
D682,121 S *	5/2013	Hegi	D10/36
D682,137 S *	5/2013	Schellenberg	D10/126
D687,724 S *	8/2013	Jamin	D10/39

OTHER PUBLICATIONS

Hong Kong Watches and Clocks, vol. 2, 2005, p. 106, Larmes watch.*

* cited by examiner

Primary Examiner — Lucy Lieberman

(74) *Attorney, Agent, or Firm* — Donald J. Ranft; Collen IP


(57) **CLAIM**

The ornamental design for a wristwatch, as shown and described.

DESCRIPTION

FIG. 1 is a front right perspective view of a wristwatch showing my new design;
FIG. 2 is a front view thereof;
FIG. 3 is a rear view thereof;
FIG. 4 is a left side view thereof;
FIG. 5 is a right side view thereof;
FIG. 6 is a top view thereof; and,
FIG. 7 is a bottom view thereof.
The portions of the wristwatch shown in broken lines form no part of the claimed design.

1 Claim, 7 Drawing Sheets



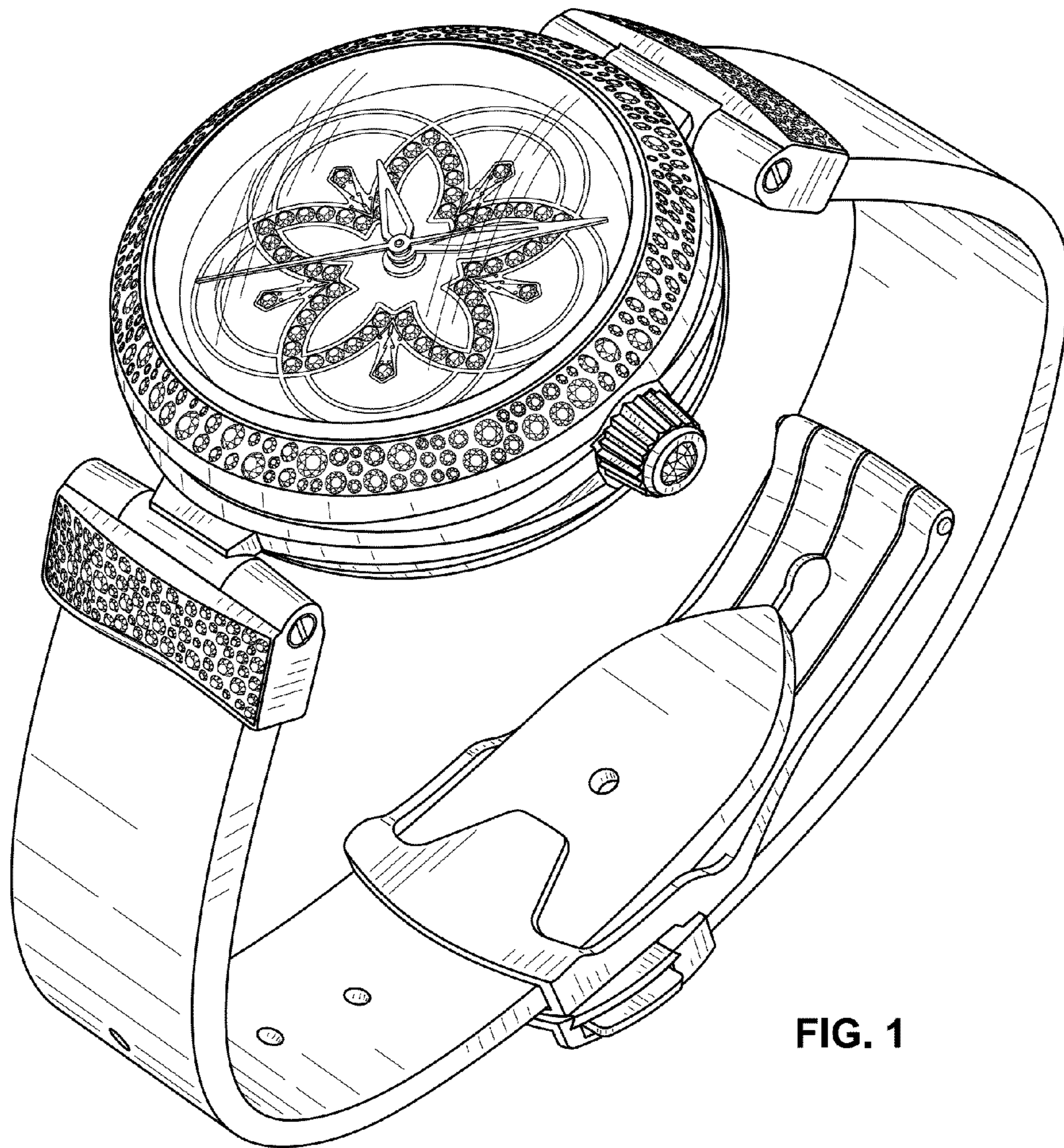


FIG. 1



FIG. 2

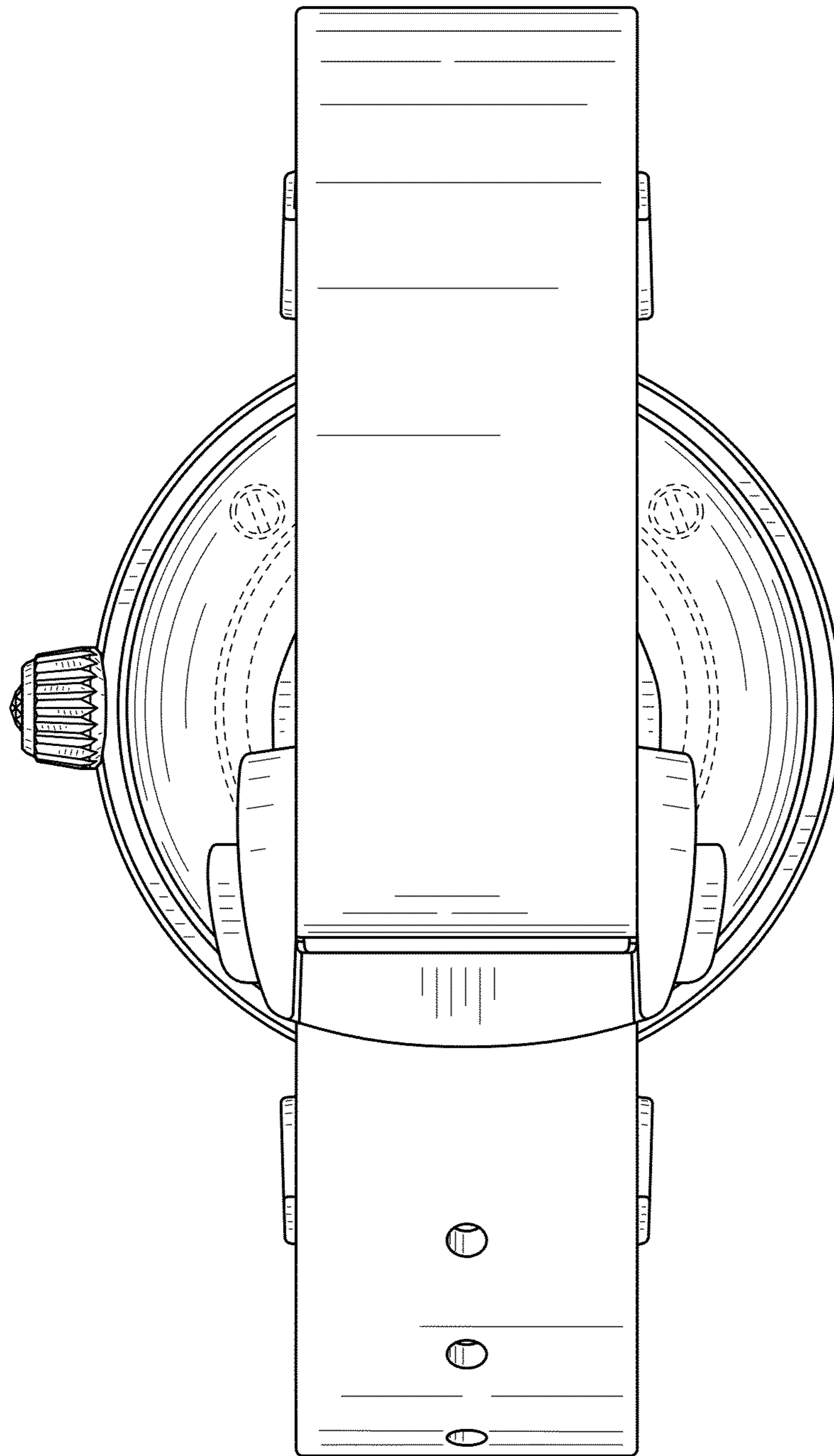


FIG. 3

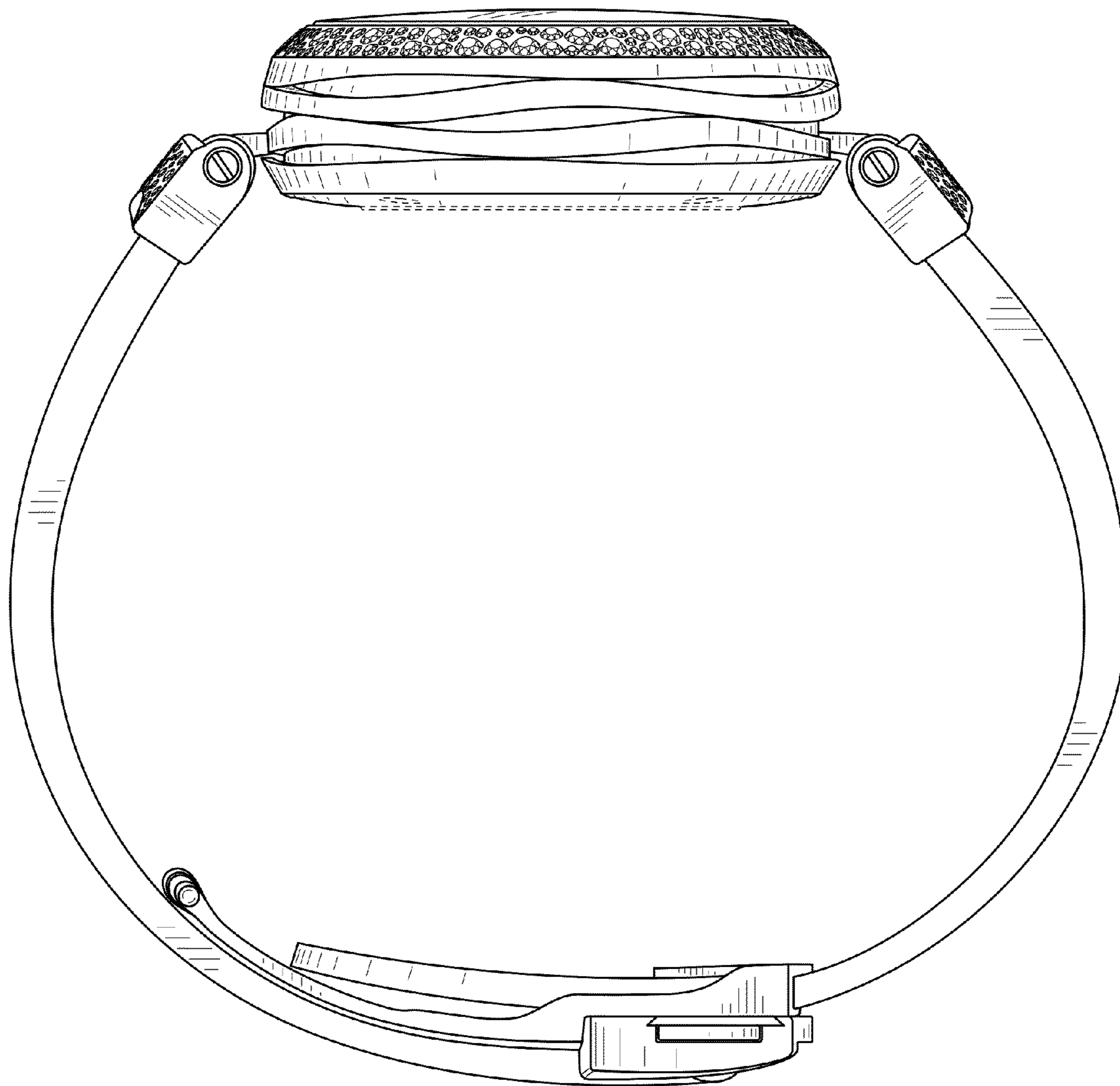


FIG. 4

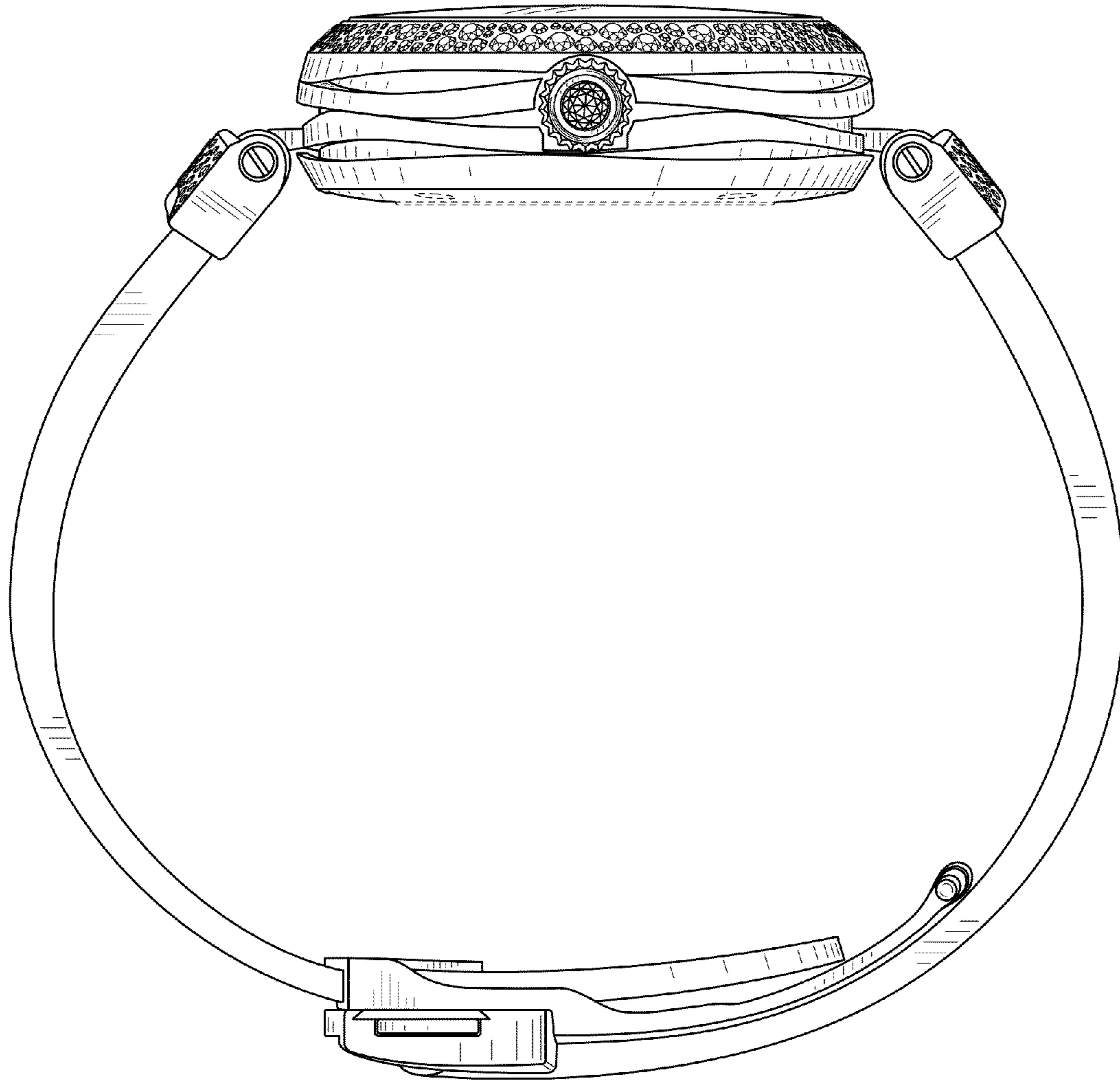


FIG. 5

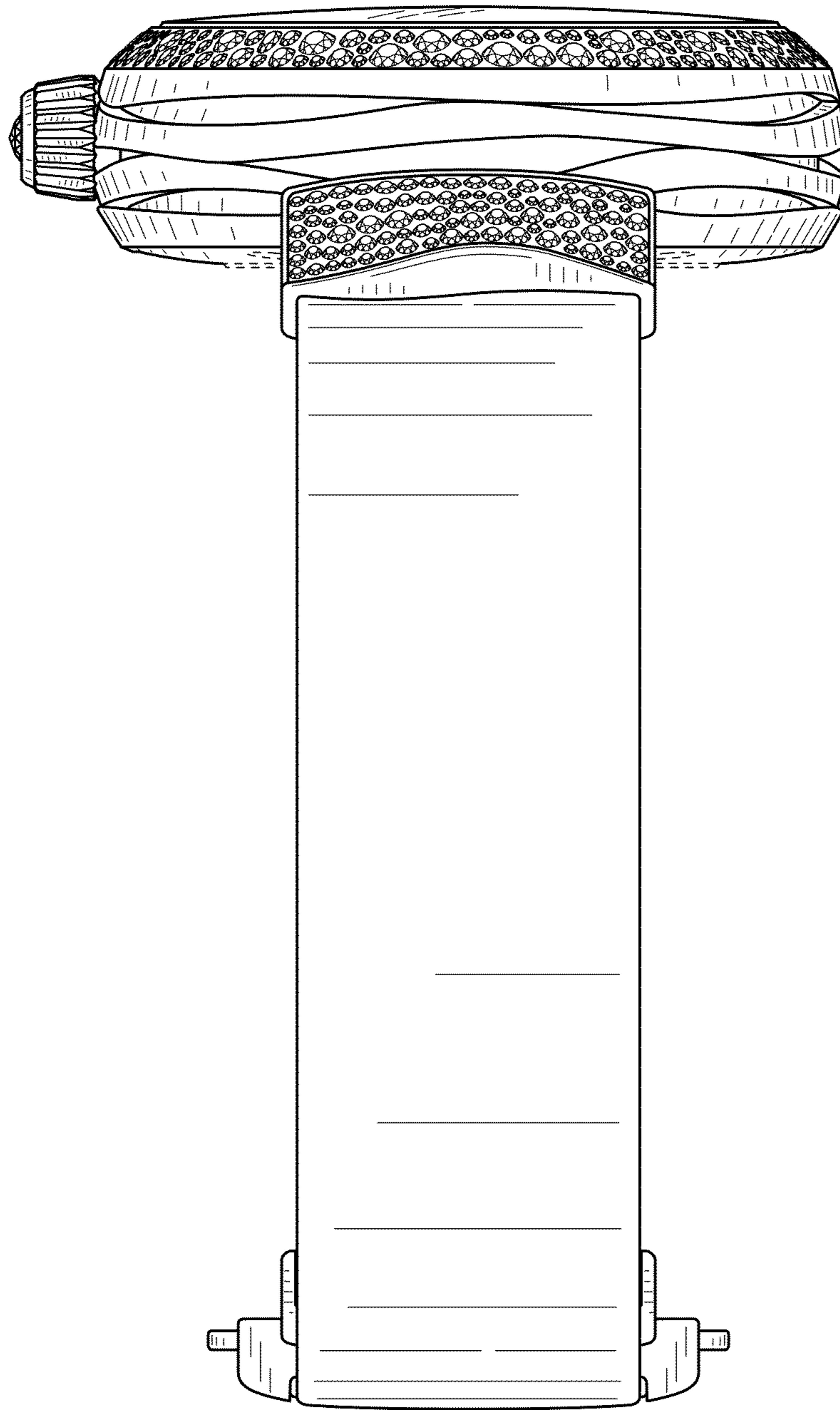


FIG. 6

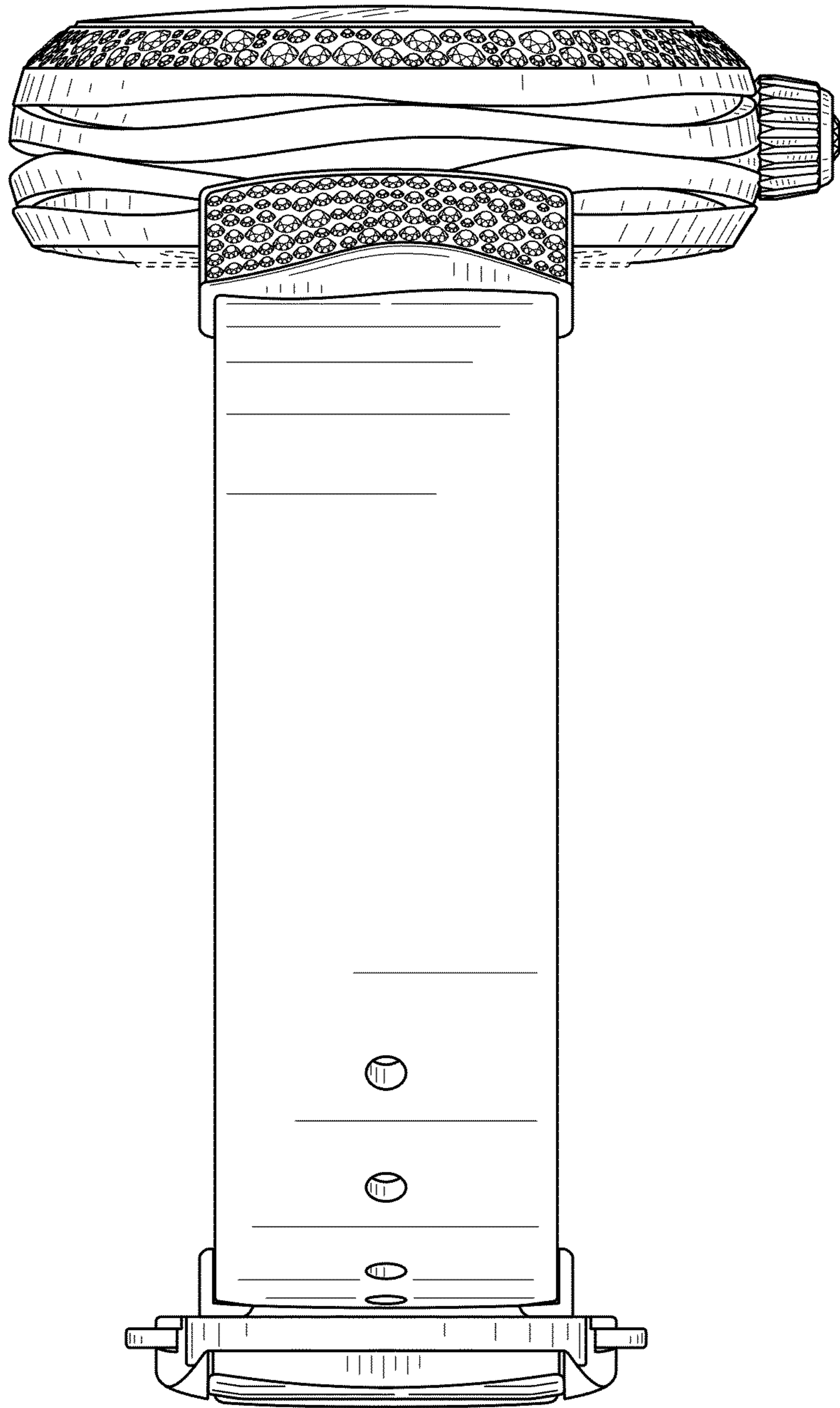


FIG. 7