



US00D706141S

(12) **United States Design Patent**
Kawase

(10) **Patent No.:** **US D706,141 S**
(45) **Date of Patent:** **** Jun. 3, 2014**

(54) **CLOCK**
(75) Inventor: **Toyoharu Kawase**, Saitama (JP)
(73) Assignee: **Rhythm Watch Co., Ltd.**, Saitama (JP)
(**) Term: **14 Years**
(21) Appl. No.: **29/377,441**
(22) Filed: **Oct. 21, 2010**
(51) **LOC (10) Cl.** **10-01**
(52) **U.S. Cl.**
USPC **D10/6; D10/8; D10/22**
(58) **Field of Classification Search**
USPC D10/1-29; 368/316, 317, 229,
368/179-183, 165, 80, 223, 228, 232
See application file for complete search history.

D403,593 S * 1/1999 Liu D10/28
D403,594 S * 1/1999 Liu D10/28
D403,595 S * 1/1999 Liu D10/28
D407,023 S * 3/1999 Kuo D10/8
D407,024 S * 3/1999 Kuo D10/8
D408,300 S * 4/1999 Liu D10/28
5,926,443 A * 7/1999 Kitaura 368/165
6,229,768 B1 * 5/2001 Nakazawa et al. 368/223
7,477,574 B2 * 1/2009 Takiguchi 368/75
7,480,213 B2 * 1/2009 Muraji 368/223
8,339,902 B2 * 12/2012 Muraji 368/223

* cited by examiner

Primary Examiner — Lucy Lieberman
(74) *Attorney, Agent, or Firm* — Kubotera & Associates
LLC

(57) **CLAIM**
The ornamental design for a clock, as shown and described.

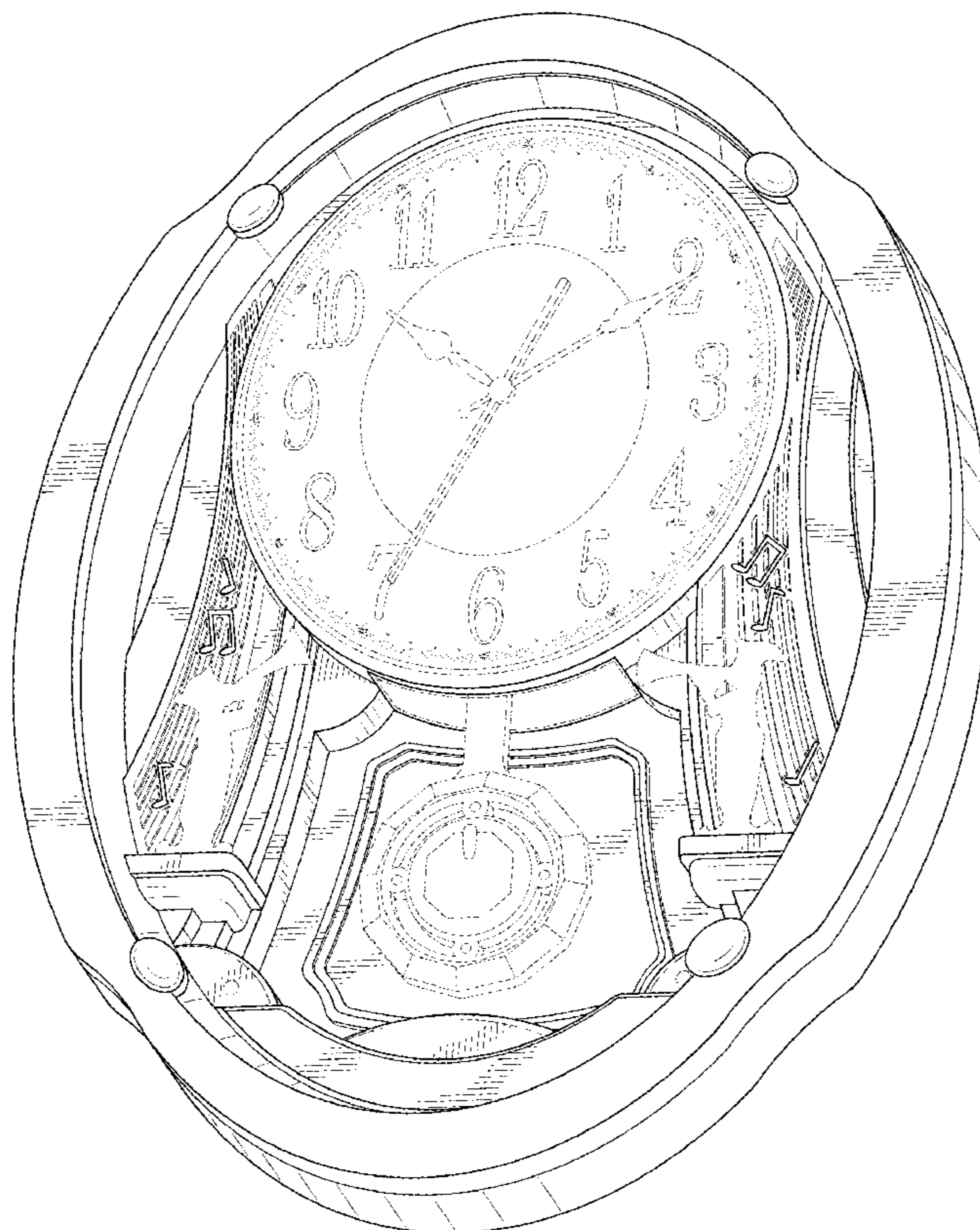
(56) **References Cited**
U.S. PATENT DOCUMENTS

D61,181 S * 7/1922 Weidman D10/1
D213,457 S * 3/1969 Klein D10/22
D276,895 S * 12/1984 Masuda D10/22
D327,650 S * 7/1992 Sugano D10/22
D360,586 S * 7/1995 Moore D10/29
D362,628 S * 9/1995 Yamatani D10/29
D378,989 S * 4/1997 Odaka D10/26

DESCRIPTION

FIG. 1 is a perspective view of a clock showing my new design; and,
FIG. 2 is a front view thereof.
The broken lines in the drawings are used to show portions of the clock that do not form part of the claimed design.

1 Claim, 2 Drawing Sheets



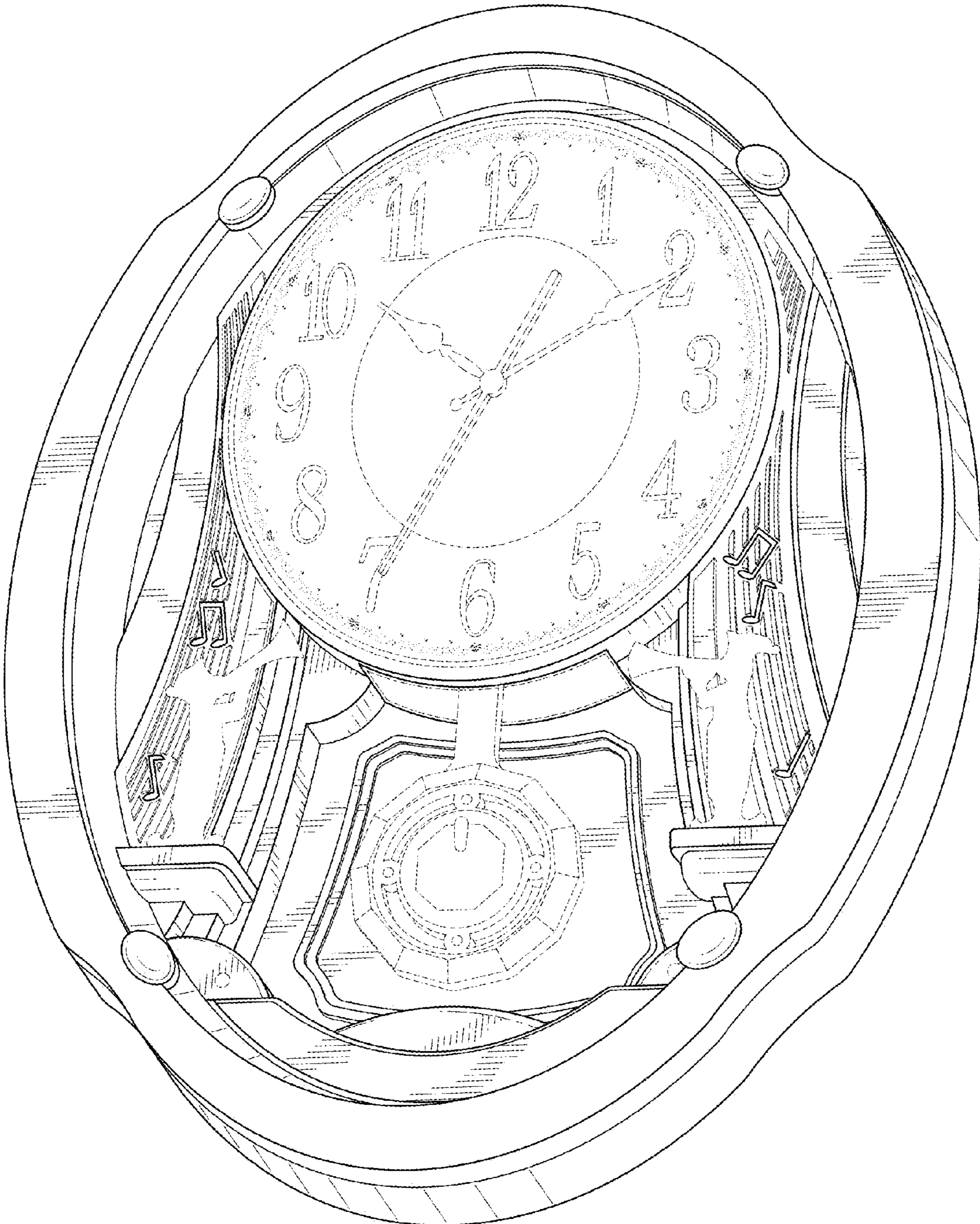


FIG. 1




FIG. 2