



US00D706140S

(12) **United States Design Patent**  
**DeMarco**

(10) **Patent No.:** **US D706,140 S**  
(45) **Date of Patent:** **\*\* Jun. 3, 2014**

(54) **BOTTLES**

(75) Inventor: **Jenny DeMarco**, Frisco, TX (US)

(73) Assignee: **Mary Kay Inc.**, Dallas, TX (US)

(\*\*) Term: **14 Years**

(21) Appl. No.: **29/425,616**

(22) Filed: **Jun. 25, 2012**

(51) **LOC (10) Cl.** ..... **09-01**

(52) **U.S. Cl.**  
USPC ..... **D9/738**; D9/523; D9/524; D9/629;  
D9/689; D9/741

(58) **Field of Classification Search**  
USPC ..... D9/738, 741-743, 629, 685-694, 504,  
D9/516, 519, 522, 523-524, 526, 530, 535,  
D9/537, 545, 549, 551, 557, 563-564, 540,  
D9/570, 575; 206/581, 822-823; 220/524,  
220/890, 660, 662, 669, 677, 682; 215/379,  
215/382-384; 222/135

See application file for complete search history.

(56) **References Cited**

**U.S. PATENT DOCUMENTS**

132,020 A 10/1872 Odell ..... 215/6  
D192,980 S \* 6/1962 Mangini et al. .... D9/741

(Continued)

**FOREIGN PATENT DOCUMENTS**

CN 201264778 7/2009  
CN 201280245 7/2009

(Continued)

*Primary Examiner* — Wan Laymon

(74) *Attorney, Agent, or Firm* — Fulbright & Jaworski LLP

(57) **CLAIM**

The ornamental design for bottles, as shown and described.

**DESCRIPTION**

FIG. 1 is a front side view of a first embodiment of a pair of bottles each including a base and a lid, the bottles configured to be placed in contact with each other to form a heart-like shape, as shown;

FIG. 2 is an end side view of the bottles shown in FIG. 1;

FIG. 3 is a top view of the bottles shown in FIG. 1;

FIG. 4 is a perspective view of the bottles shown in FIG. 1;

FIG. 5 is a front side view of a second embodiment that differs from the first embodiment of FIG. 1 in that the second embodiment includes only one of the bottles of the first embodiment, the bottle including a base and a lid and configured to be placed in contact with a second bottle to form a heart-like shape, as shown in FIG. 1;

FIG. 6 is an end side view of the bottle shown in FIG. 5;

FIG. 7 is a top view of the bottles shown in FIG. 5;

FIG. 8 is a perspective view of the bottle shown in FIG. 5;

FIG. 9 is a front side view of a third embodiment that differs from the first embodiment of FIG. 1 in that the bases of the bottles are transparent;

FIG. 10 is an end side view of the bottles shown in FIG. 9;

FIG. 11 is a top view of the bottles shown in FIG. 9;

FIG. 12 is a perspective view of the bottles shown in FIG. 9;

FIG. 13 is a front side view of a fourth embodiment that differs from the second embodiment of FIG. 5 in that the base of the bottle is transparent;

FIG. 14 is an end side view of the bottle shown in FIG. 13;

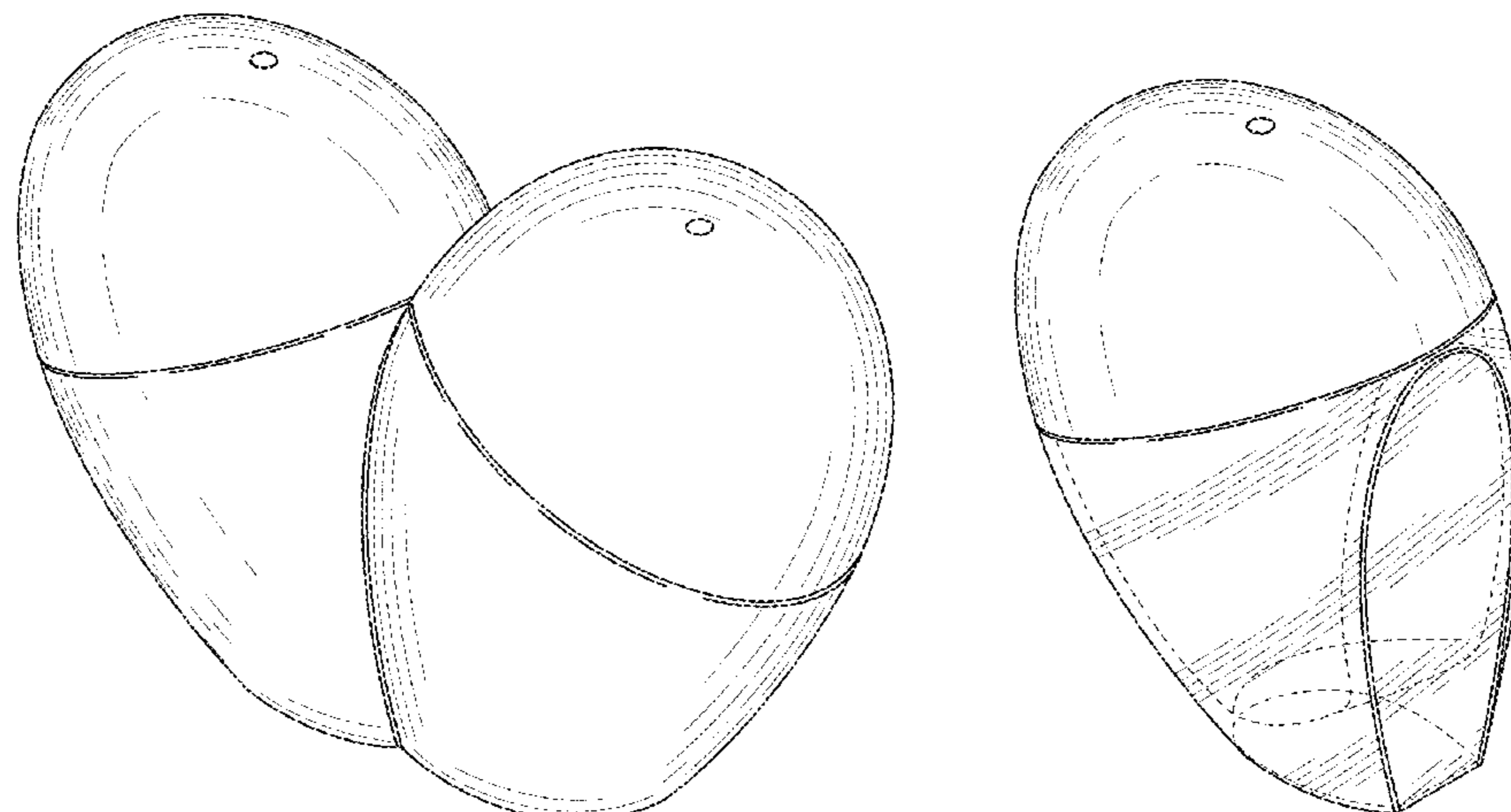
FIG. 15 is a top view of the bottles shown in FIG. 13; and,

FIG. 16 is a perspective view of the bottle shown in FIG. 13.

The dashed lines in FIGS. 9-16 form no part of the claimed design. For example, the dashed lines in FIGS. 9-16 represent internal features of one example of the base of the bottle(s), which may be transparent.

The bottom of the bottles, and all other surface(s) or portion(s) of the bottles not shown in the figures or otherwise described in the specification form no part of the claimed design.

**1 Claim, 8 Drawing Sheets**



(56)

References Cited

U.S. PATENT DOCUMENTS

D194,165 S \* 11/1962 Riley et al. .... D9/741  
 D205,196 S \* 7/1966 Wikke ..... D9/743  
 3,933,268 A 1/1976 Buske ..... 220/23.4  
 4,003,491 A 1/1977 Wells et al. .... 220/23.4  
 4,165,812 A 8/1979 Jennison ..... 215/10  
 4,189,057 A 2/1980 Morille ..... 220/23.4  
 4,196,808 A 4/1980 Pardo ..... 206/432  
 D263,118 S 2/1982 Weckman ..... D9/741  
 D280,599 S \* 9/1985 Green ..... D9/741  
 4,690,276 A 9/1987 Sussman ..... 206/361  
 D296,762 S \* 7/1988 Sato ..... D9/629  
 4,765,500 A 8/1988 Ingram ..... 220/4.24  
 D302,656 S \* 8/1989 Green ..... D9/741  
 D307,111 S 4/1990 Green ..... D9/741  
 D313,347 S 1/1991 Fiore ..... D9/745  
 5,316,159 A 5/1994 Douglas et al. .... 215/10  
 5,356,040 A 10/1994 Reggiani ..... 222/129  
 D365,751 S 1/1996 Hsu ..... D9/629  
 D382,803 S \* 8/1997 Gavin ..... D9/526  
 5,740,947 A \* 4/1998 Flaig et al. .... 222/135  
 D404,302 S 1/1999 Martin ..... D9/743  
 D407,635 S \* 4/1999 Fregeau ..... D9/629  
 5,901,851 A 5/1999 Charpentier ..... 206/581  
 D411,443 S 6/1999 Bakic ..... D9/688  
 6,035,865 A 3/2000 Krieger ..... 132/294  
 D439,156 S 3/2001 Hall et al. .... D9/743  
 D440,486 S 4/2001 Szmergalski ..... D9/629  
 6,223,942 B1 5/2001 Markey et al. .... 222/94  
 D447,953 S \* 9/2001 Brynstad et al. .... D9/549  
 D449,224 S 10/2001 Kaufman ..... D4/116  
 6,325,229 B1 12/2001 Anders ..... 220/23.4  
 D459,215 S 6/2002 Buboltz et al. .... D9/629  
 6,758,411 B2 7/2004 Conway et al. .... 239/303  
 6,857,530 B2 2/2005 Yourist ..... 215/10  
 D506,933 S 7/2005 Kearney ..... D9/743  
 D512,329 S \* 12/2005 Akopyan ..... D9/522  
 D531,049 S 10/2006 De France ..... D9/686  
 D536,622 S 2/2007 Modjeski ..... D9/629  
 D543,121 S 5/2007 Grant ..... D9/741

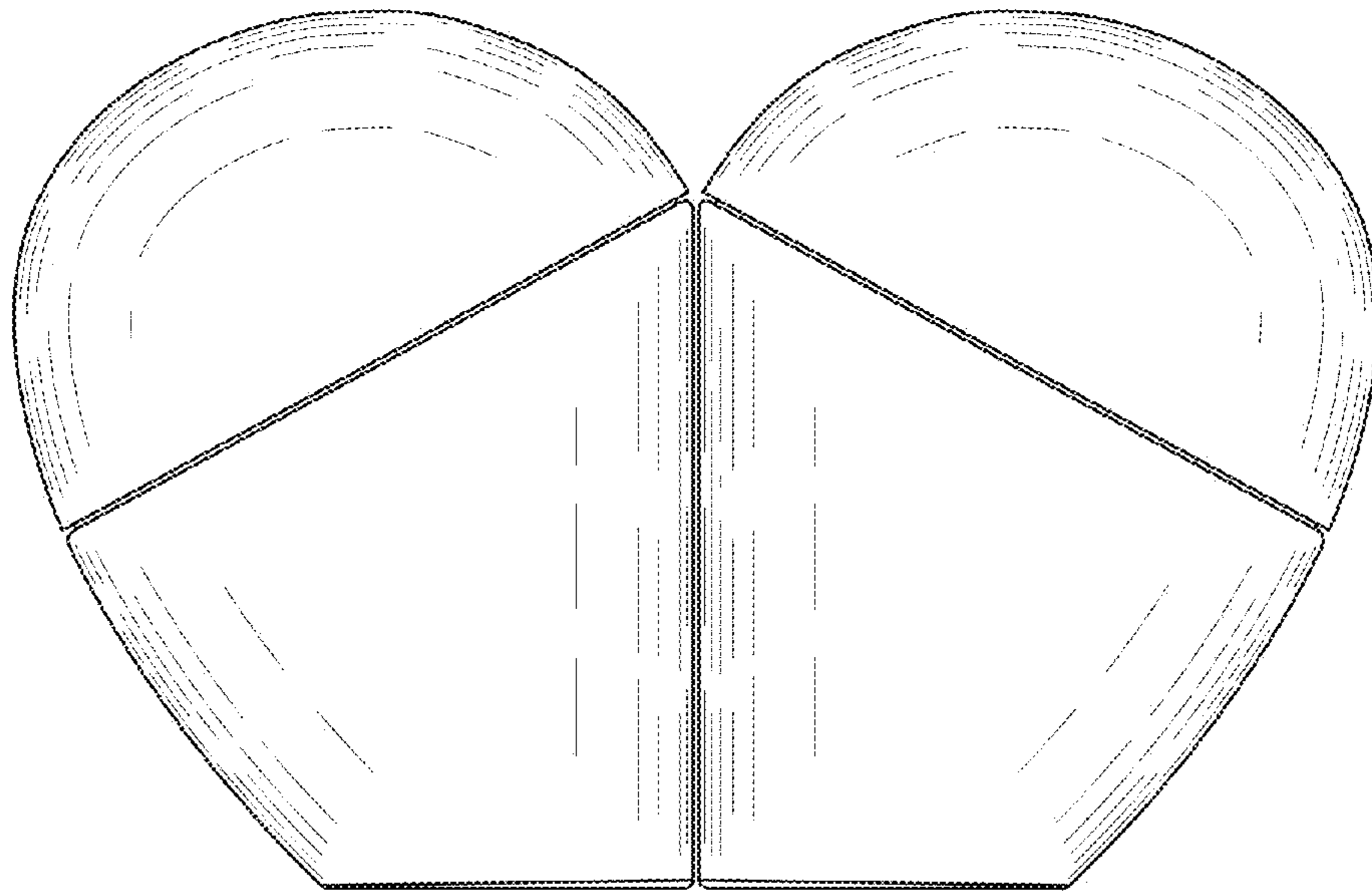
D558,604 S 1/2008 Dohm et al. .... D9/522  
 D558,605 S 1/2008 Bowers et al. .... D9/743  
 D559,119 S \* 1/2008 Stengel ..... D9/742  
 D569,737 S \* 5/2008 Ogawa et al. .... D9/741  
 D569,738 S 5/2008 Ogawa et al. .... D9/741  
 D569,739 S 5/2008 Bowers et al. .... D9/743  
 D572,595 S 7/2008 Stern ..... D9/629  
 D585,283 S 1/2009 Bridgman et al. .... D9/522  
 D585,284 S 1/2009 Bridgman et al. .... D9/522  
 D586,219 S 2/2009 Bridgman et al. .... D9/522  
 D586,220 S 2/2009 Bridgman et al. .... D9/522  
 D587,599 S 3/2009 Steltenkamp ..... D9/741  
 D588,459 S \* 3/2009 Davis et al. .... D9/526  
 7,520,399 B2 4/2009 Lane et al. .... 215/10  
 D594,757 S 6/2009 Lusker ..... D9/741  
 D594,760 S 6/2009 Lusker ..... D9/741  
 D594,761 S 6/2009 Lusker ..... D9/741  
 D597,419 S 8/2009 Lusker ..... D9/738  
 D607,753 S 1/2010 Farrell et al. .... D9/741  
 D622,159 S \* 8/2010 Jennings et al. .... D9/740  
 D626,856 S 11/2010 Manglani ..... D9/629  
 7,866,328 B2 1/2011 Chen ..... 132/287  
 D635,459 S 4/2011 Renz et al. .... D9/516  
 7,926,792 B2 4/2011 Pankhurst et al. .... 261/72.1  
 8,083,092 B2 12/2011 Hartstock ..... 220/662  
 2003/0127354 A1 7/2003 Chen ..... 206/581  
 2004/0149775 A1 8/2004 Chen ..... 222/135  
 2006/0108247 A1 5/2006 Liechty et al. .... 206/385  
 2007/0251848 A1 11/2007 Hengami ..... 206/457

FOREIGN PATENT DOCUMENTS

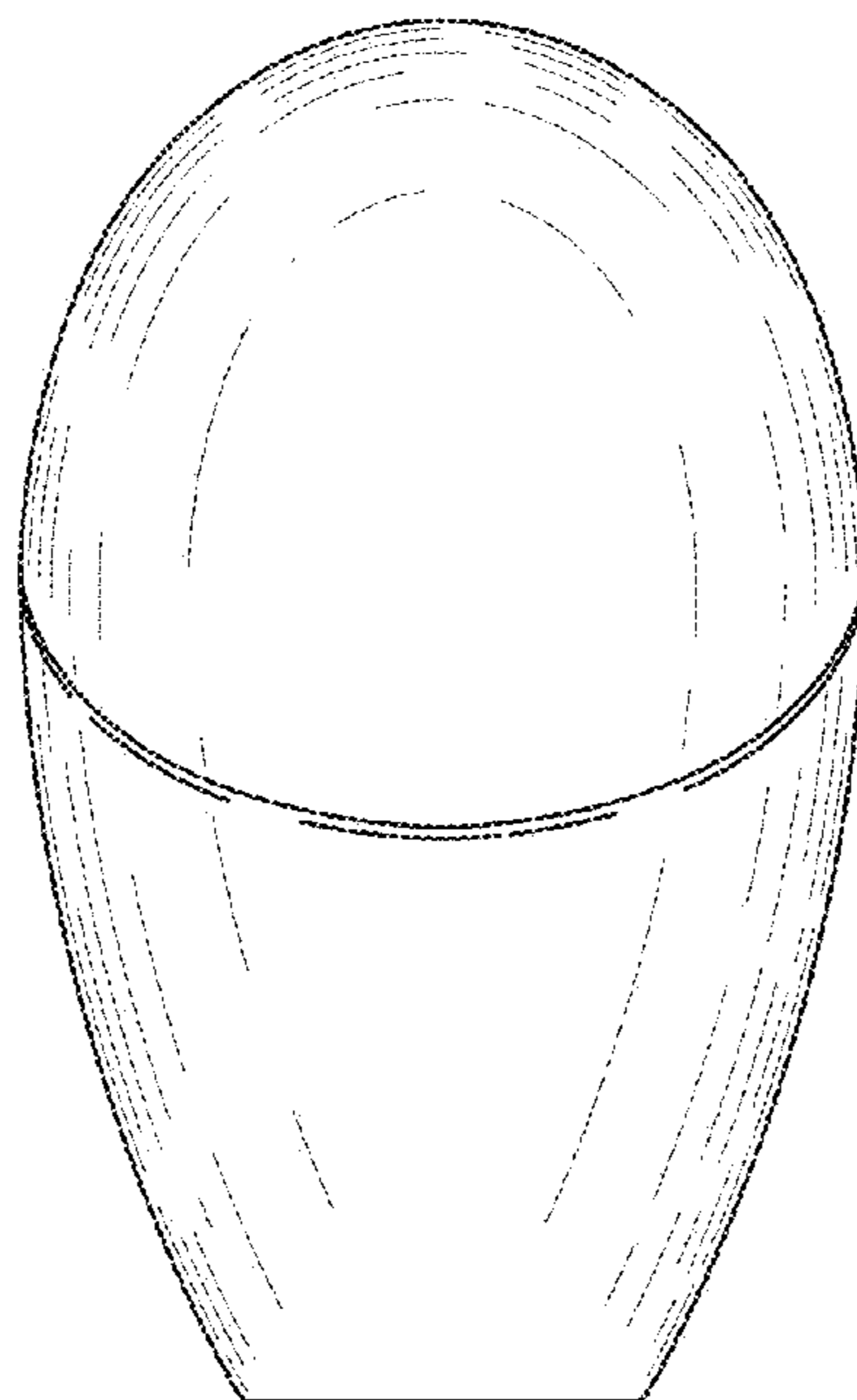
CN 201432830 3/2010  
 CN 102069959 5/2011  
 CN 201900921 7/2011  
 CN 201968276 9/2011  
 CN 202014756 10/2011  
 DE 19619758 11/1997  
 DE 202005004977 8/2005  
 EP 613825 9/1994

\* cited by examiner

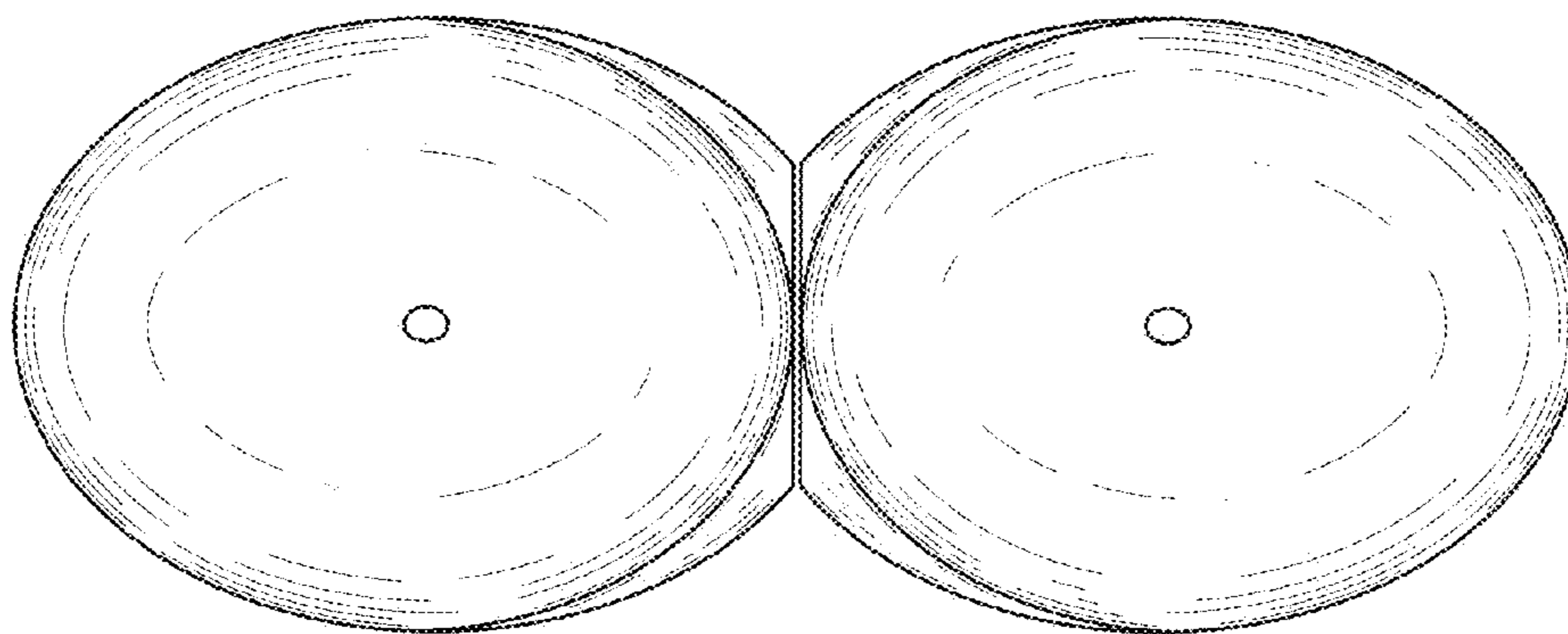




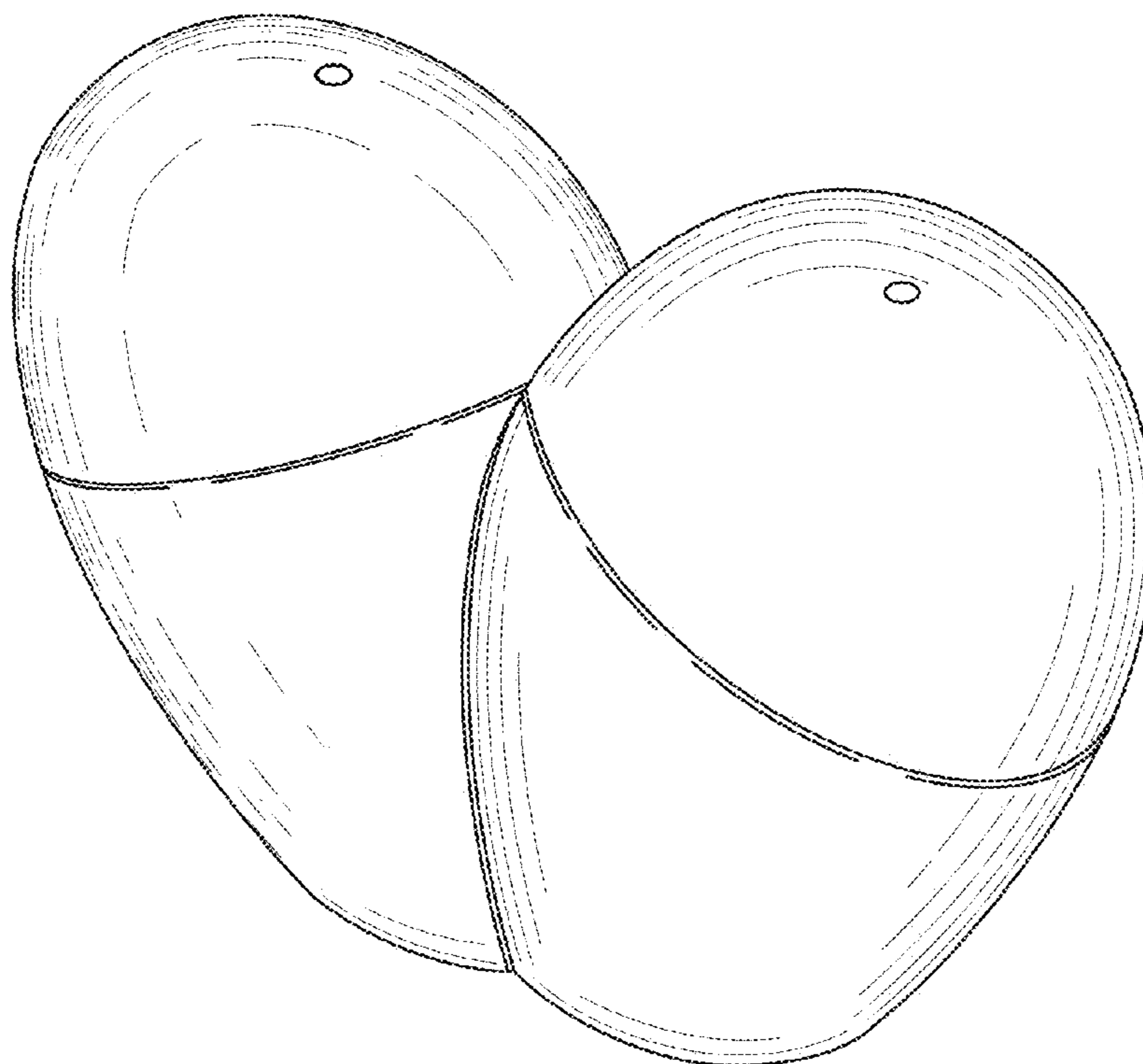
**FIG. 1**



**FIG. 2**



**FIG. 3**



**FIG. 4**

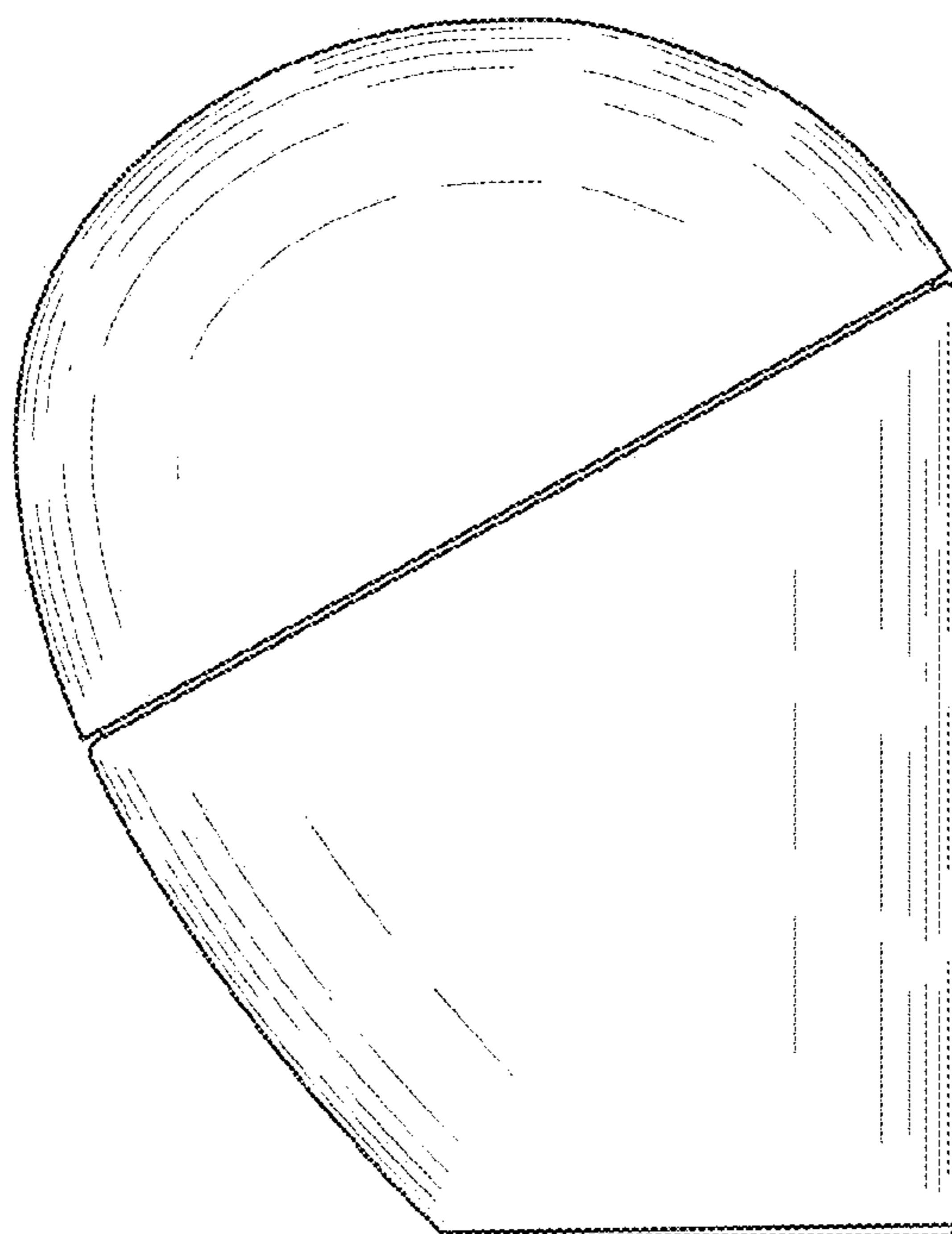


FIG. 5

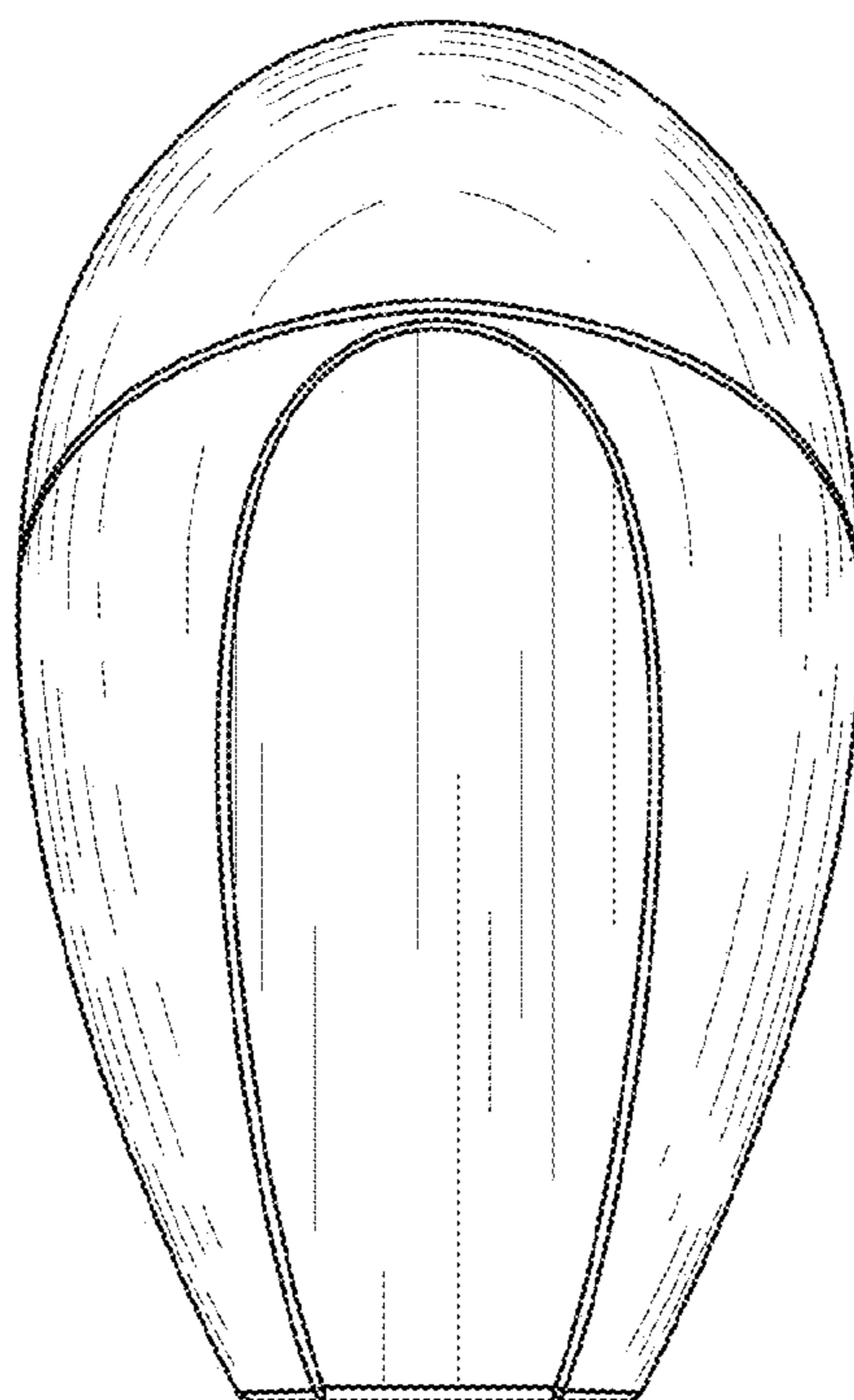


FIG. 6

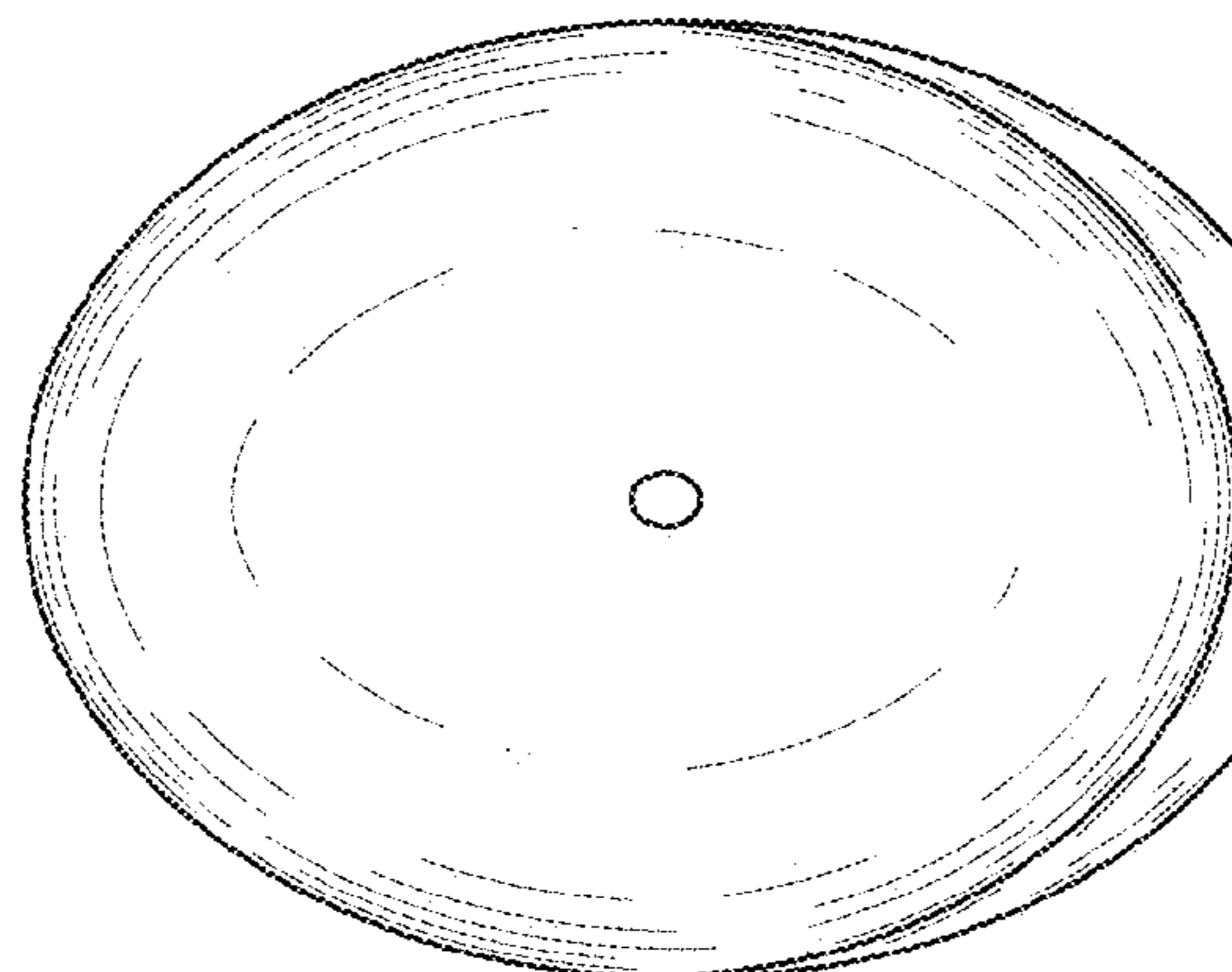


FIG. 7

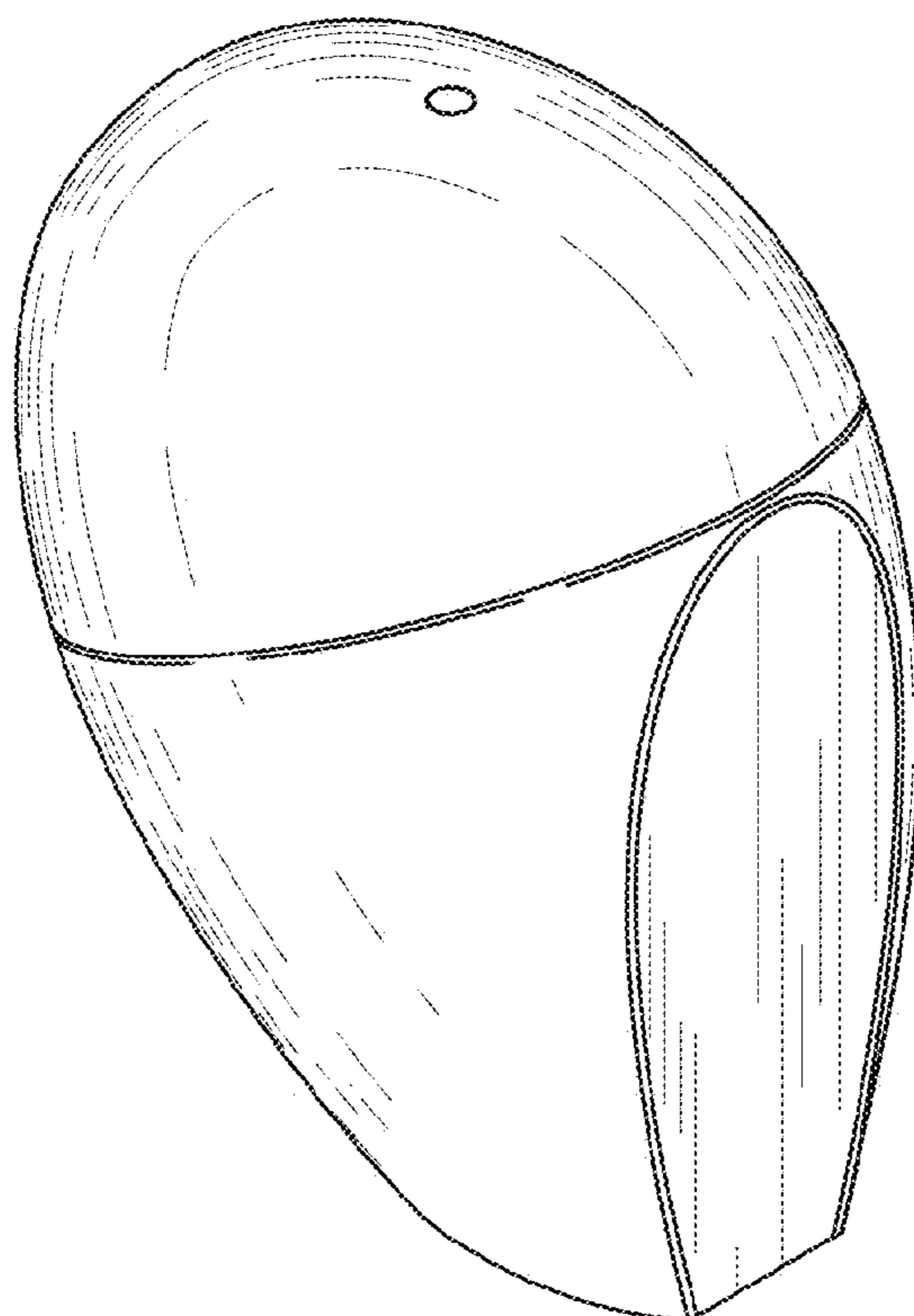


FIG. 8

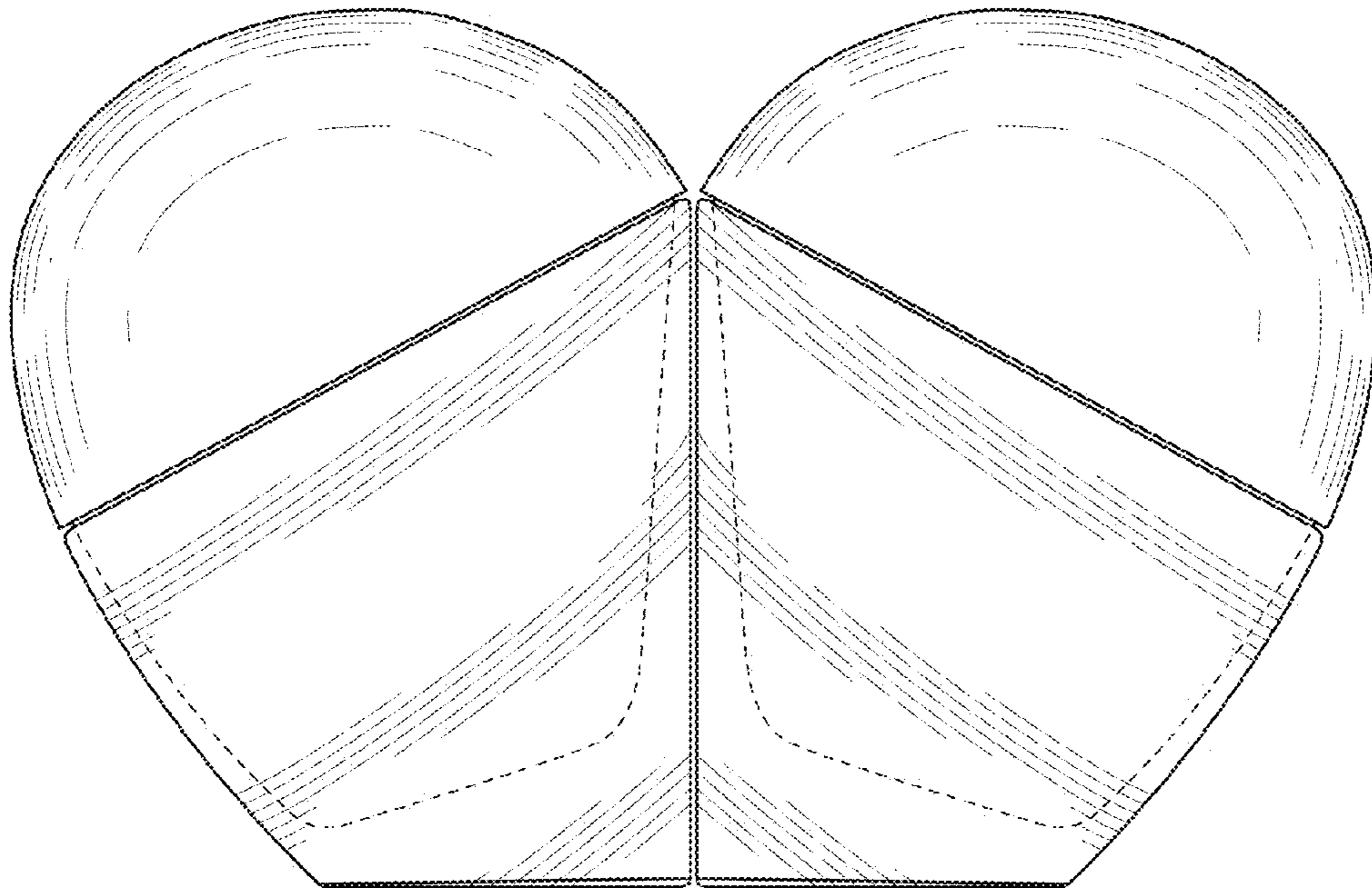


FIG. 9

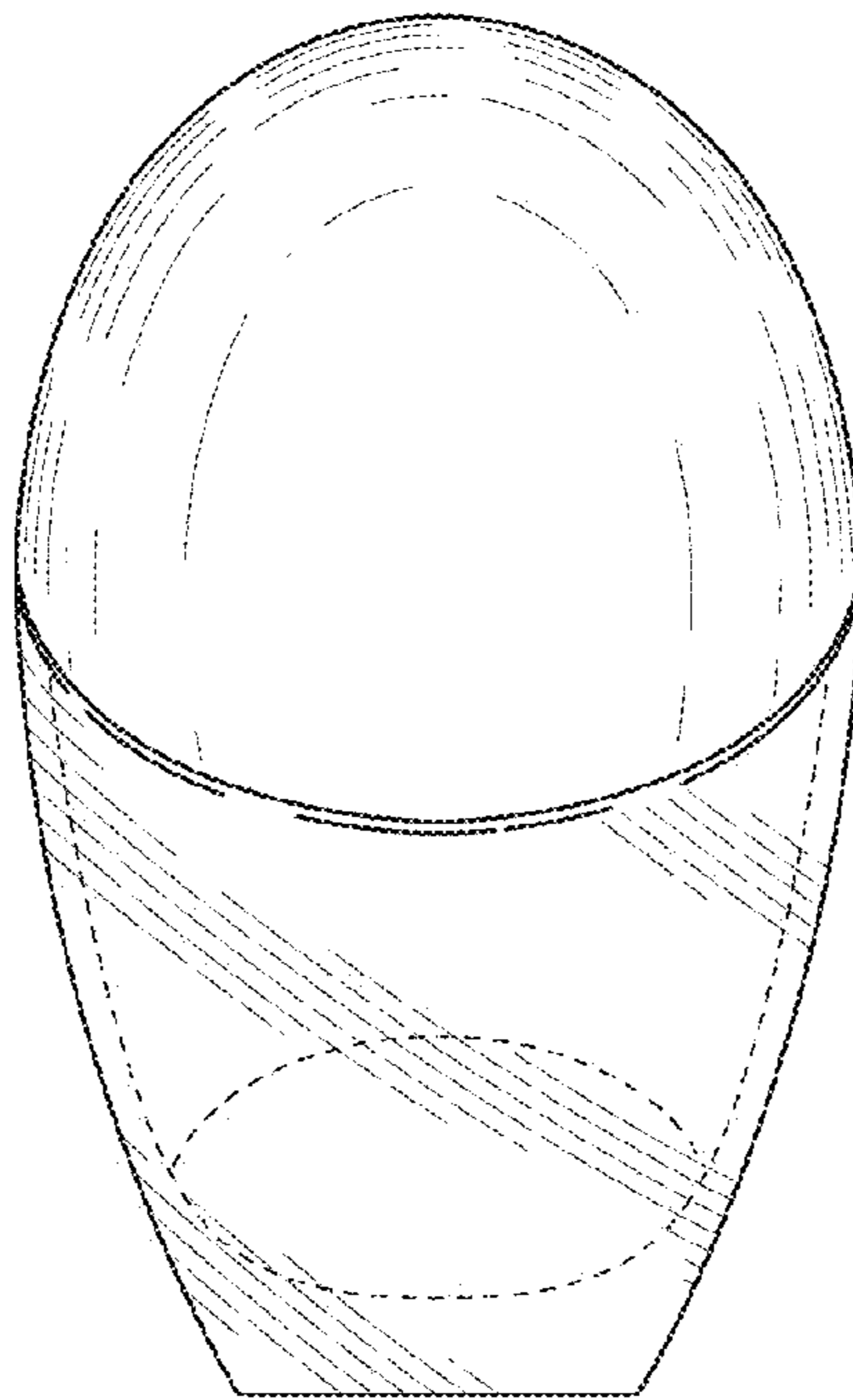


FIG. 10



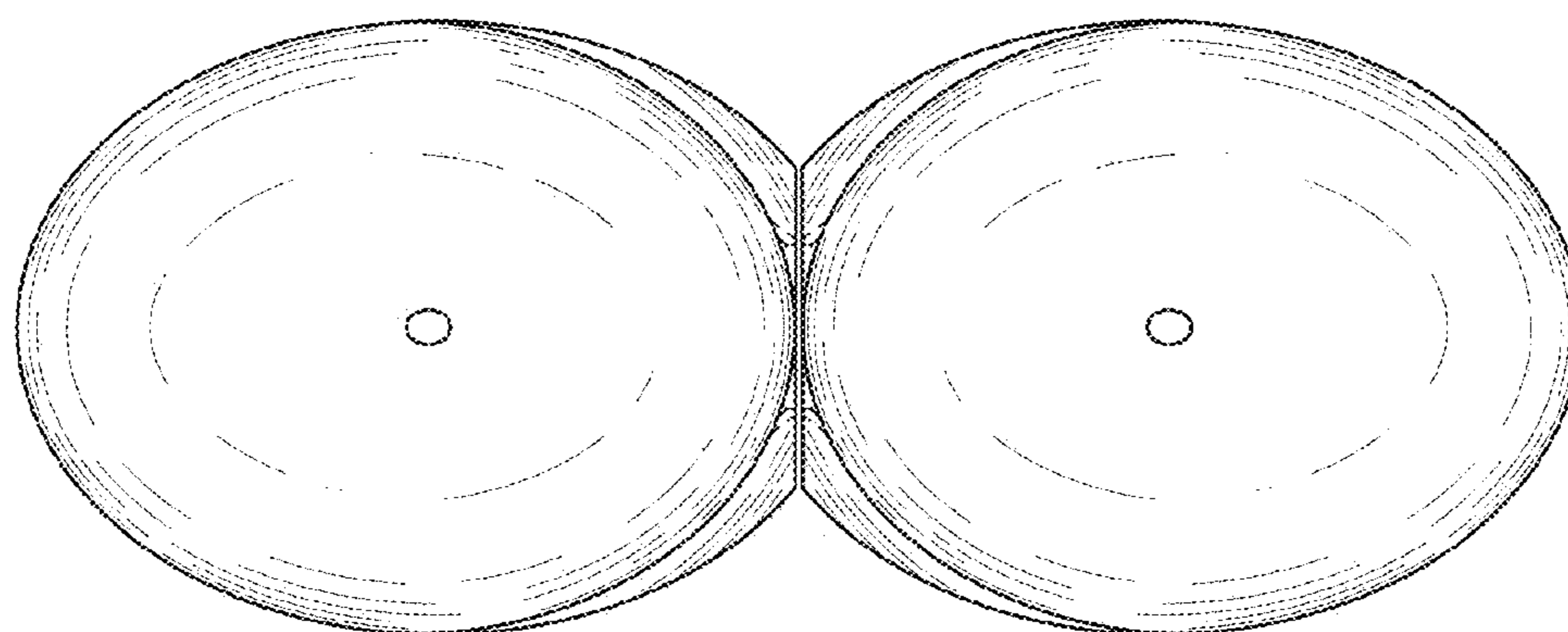


FIG. 11

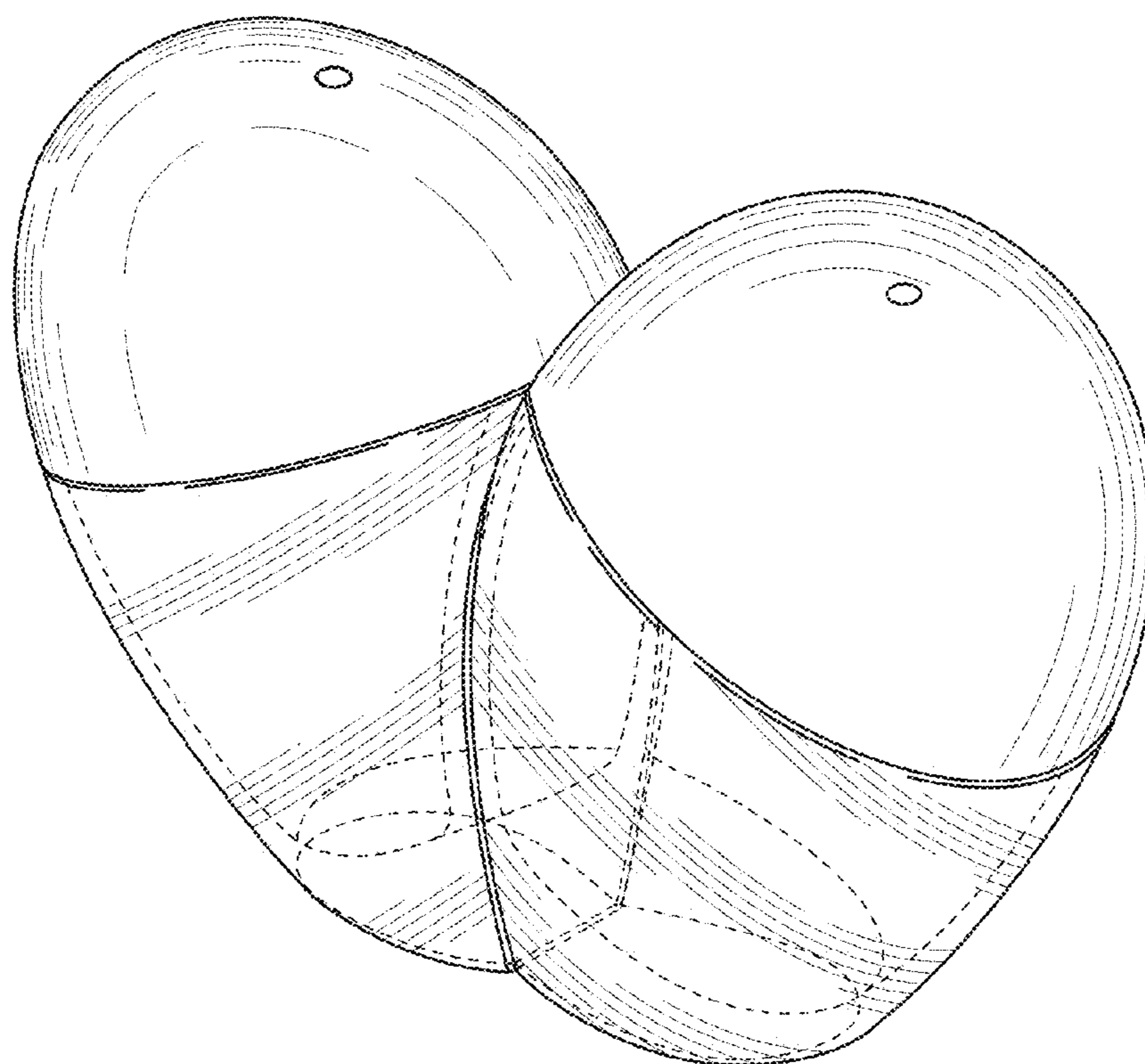
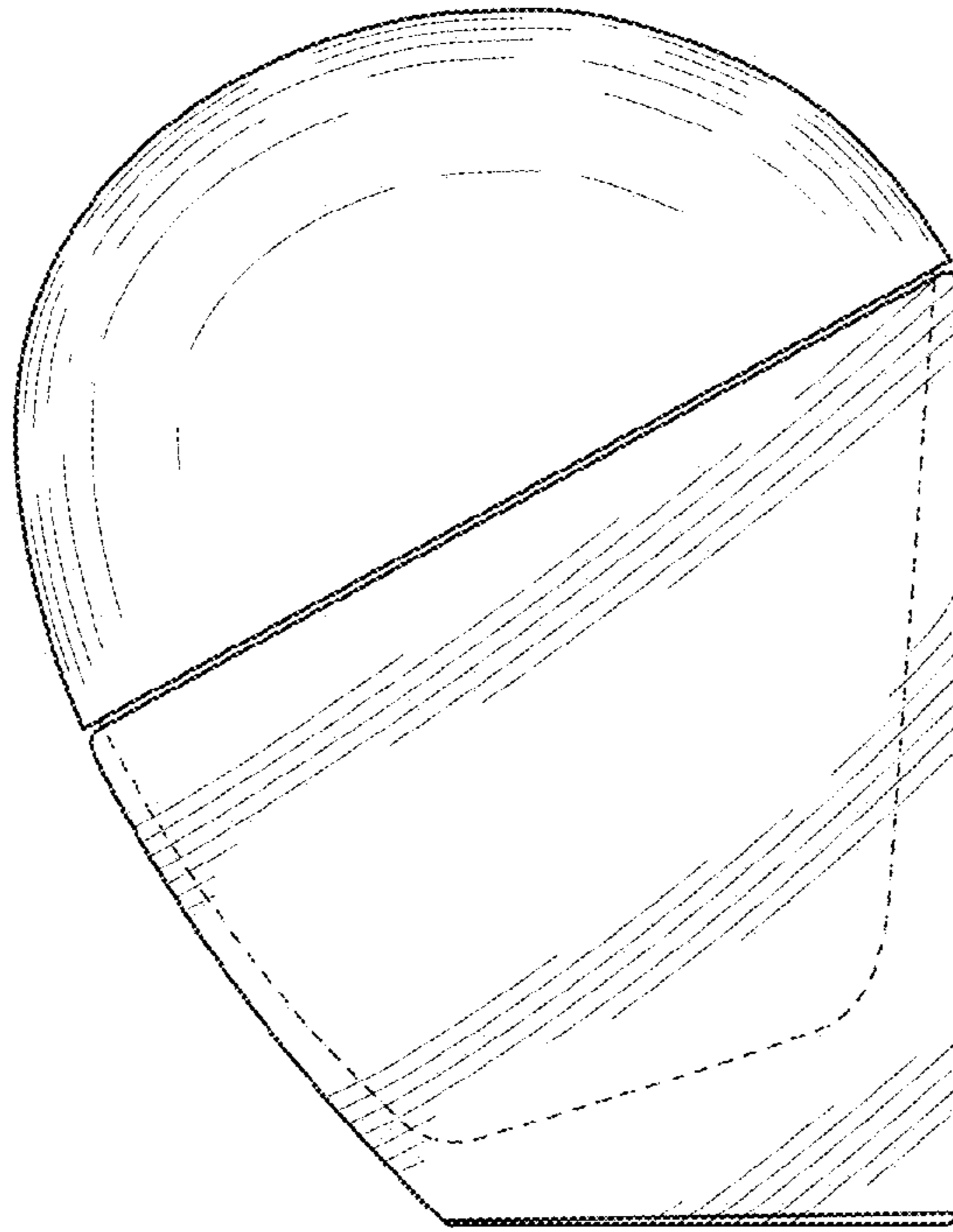
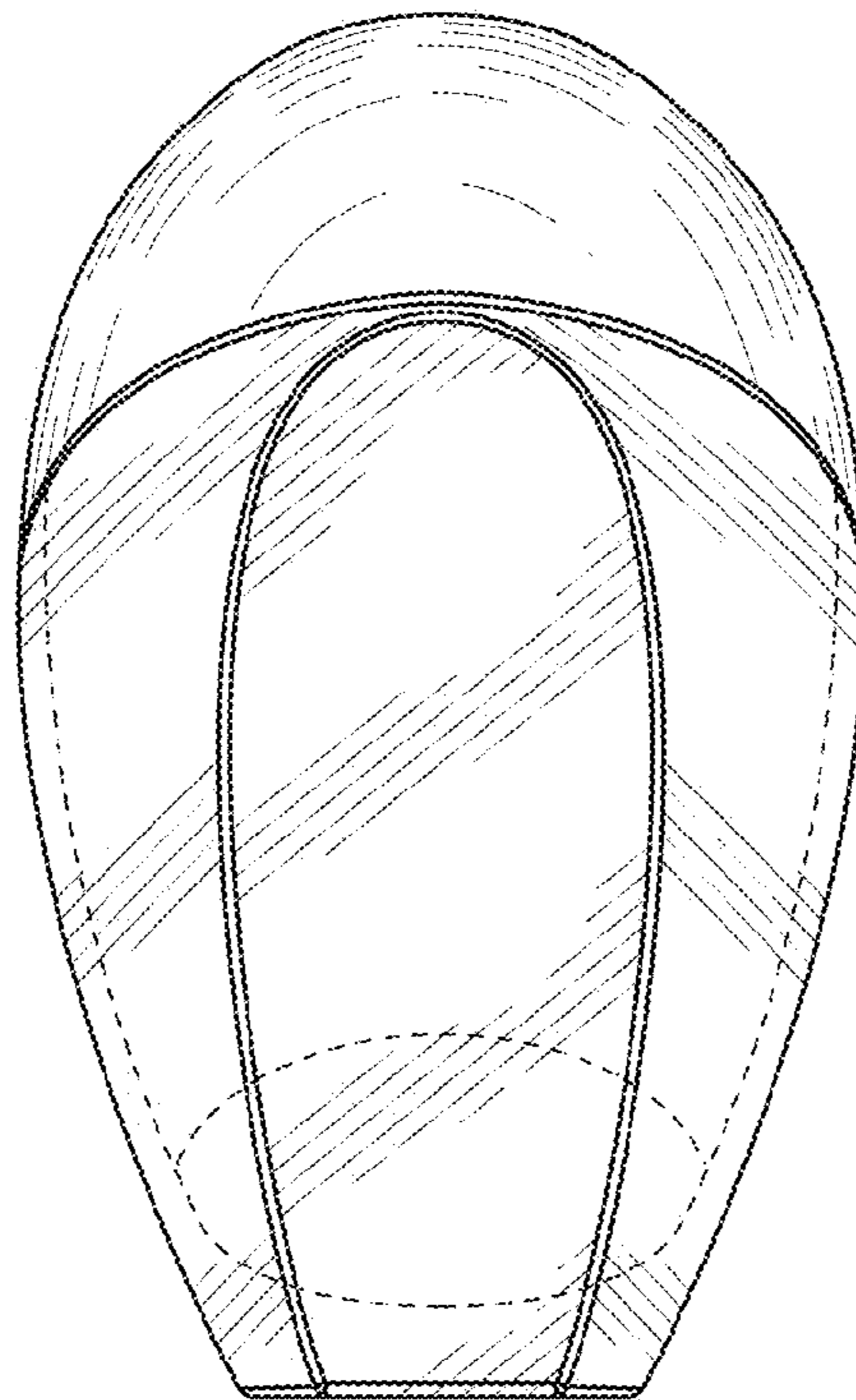


FIG. 12

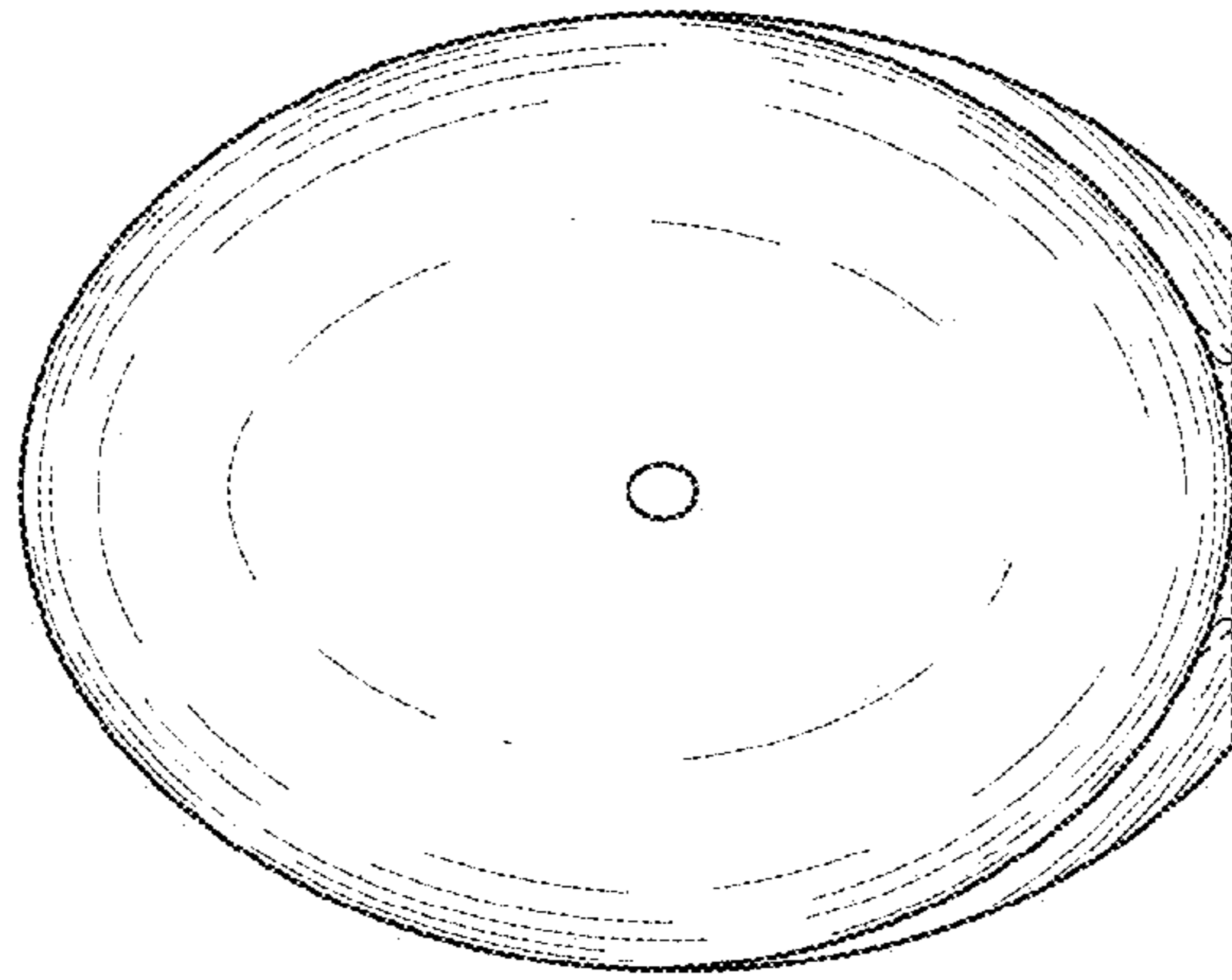




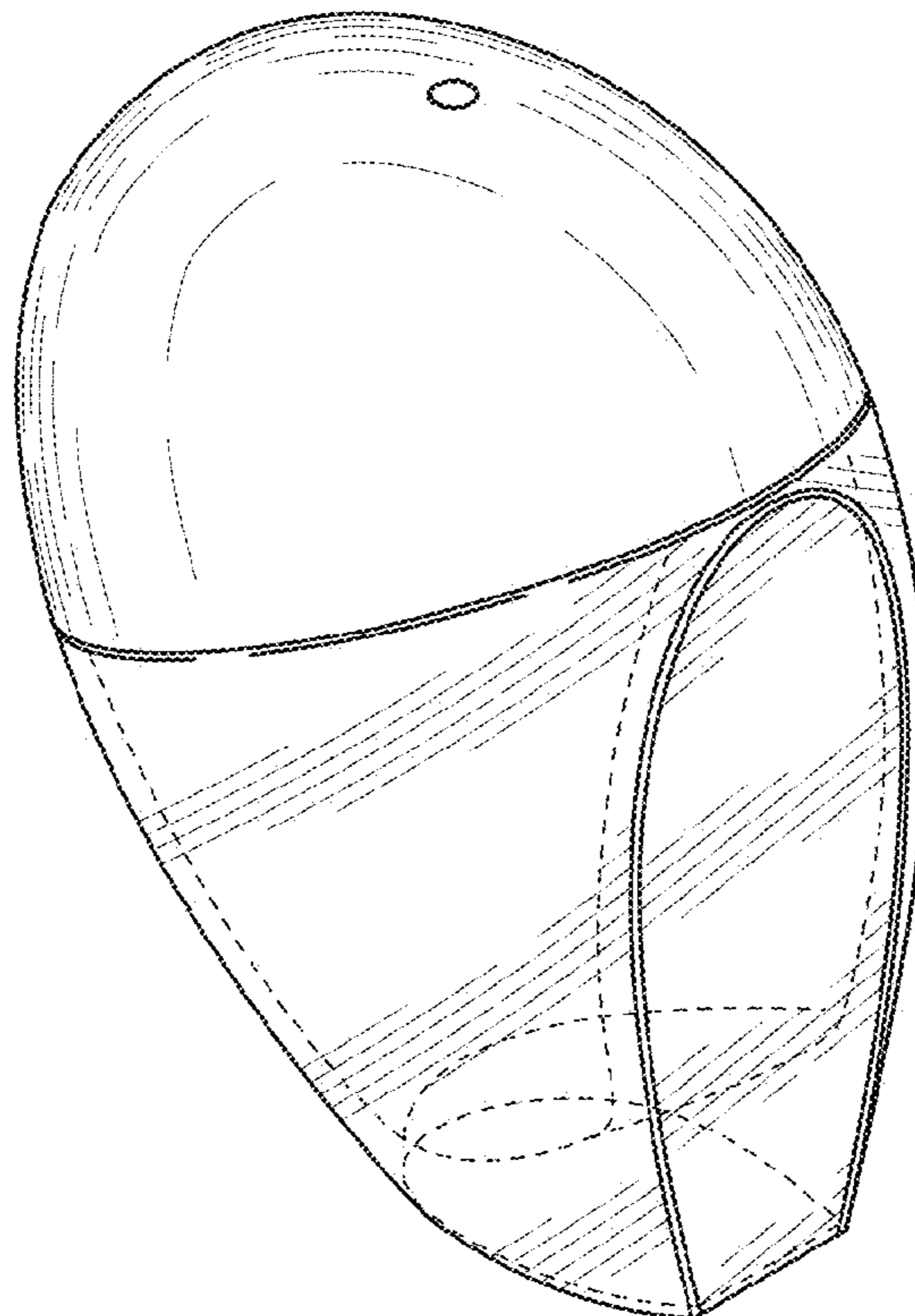
**FIG. 13**



**FIG. 14**



**FIG. 15**



**FIG. 16**