



US00D706124S

(12) **United States Design Patent**
Banasik et al.

(10) **Patent No.:** **US D706,124 S**

(45) **Date of Patent:** **** Jun. 3, 2014**

(54) **FASTENER**

(75) Inventors: **Daniel P. Banasik**, Eagan, MN (US);
Steve D. Krohmer, Coon Rapids, MN
(US); **Daniel L. Wenning**, Minneapolis,
MN (US); **James J. Frey**, Edina, MN
(US); **Richard L. White**, Zimmerman,
MN (US)

(73) Assignee: **Rockler Companies, Inc.**, Medina, MN
(US)

(**) Term: **14 Years**

(21) Appl. No.: **29/429,876**

(22) Filed: **Aug. 17, 2012**

(51) **LOC (10) Cl.** **08-08**

(52) **U.S. Cl.**
USPC **D8/394; D8/395; D8/370**

(58) **Field of Classification Search**
USPC D8/354, 356, 371, 394–396, 370;
D19/65, 86; D24/128; 248/74.2, 215,
248/227.1, 49, 300, 301, 316.7, 51, 489,
248/302; 24/570, 3.12, DIG. 9, 546;
D3/203.2, 203.3; D21/392; D11/209;
256/47, 65, 65.01, 71

See application file for complete search history.

(56) **References Cited**

U.S. PATENT DOCUMENTS

490,224 A *	1/1893	Campbell	294/5.5
D24,873 S *	11/1895	Merrill et al.	D11/215
D28,534 S *	5/1898	Thomson	D8/395
D34,560 S *	5/1901	De Long	D19/65
D46,621 S *	11/1914	Schade, Jr.	D8/395

1,167,734 A *	1/1916	Anderson	24/547
1,310,587 A *	7/1919	Sumersille	24/67.9
2,518,179 A *	8/1950	Quinby et al.	24/131 R
2,524,562 A *	10/1950	Dawbarn	137/231
2,636,704 A *	4/1953	Norberg	248/79
2,849,770 A *	9/1958	Klanchnik, Jr.	24/27
2,976,594 A *	3/1961	Fauteux	24/551
3,234,616 A *	2/1966	Wantland	24/543
4,170,052 A *	10/1979	Okerblom	24/67.9
4,237,587 A *	12/1980	Hsiao et al.	24/555
D312,036 S *	11/1990	Carlson	D8/356
D368,219 S *	3/1996	Protz, Jr.	D8/371
5,666,909 A *	9/1997	Dupre	119/797
D465,997 S *	11/2002	Kalat	D8/370
6,519,818 B1 *	2/2003	Chang	24/599.4
6,631,539 B1 *	10/2003	Chang	24/599.4
D499,008 S *	11/2004	Chang	D8/370
D566,538 S *	4/2008	Wrase et al.	D8/395
D600,102 S *	9/2009	Larkin	D8/370
7,735,189 B2 *	6/2010	Richardson	16/87.2
D687,291 S *	8/2013	Hendricks	D8/394
2007/0261330 A1 *	11/2007	Liu	52/235

* cited by examiner

Primary Examiner — John Windmuller

(74) *Attorney, Agent, or Firm* — James L. Young; Westman,
Champlin & Koehler, P.A.

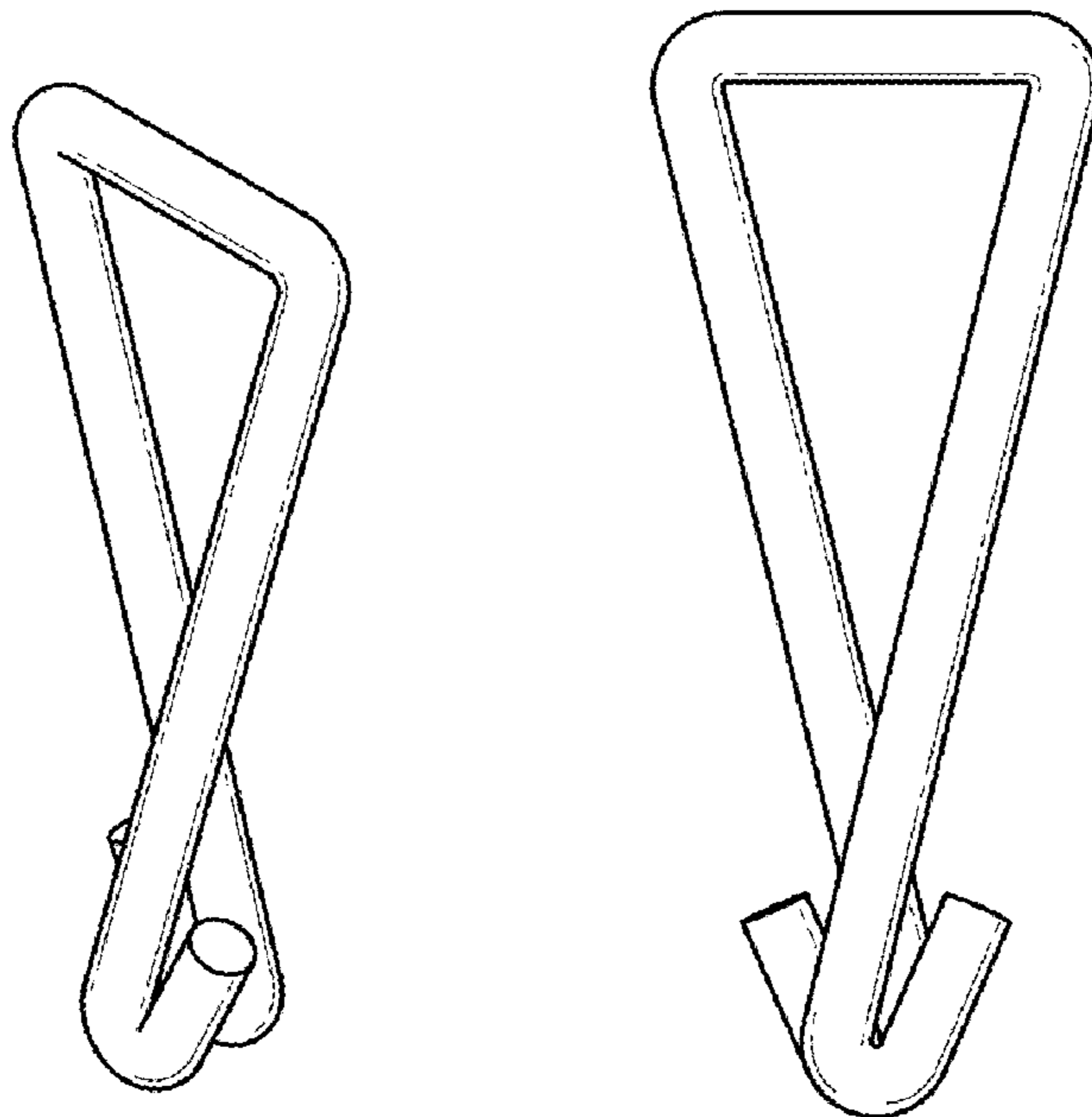
(57) **CLAIM**

The ornamental design for a fastener, as shown and described.

DESCRIPTION

FIG. 1 is a perspective view of the fastener.
FIG. 2 is a front plan view (front and back are symmetric)
thereof.
FIG. 3 is a side plan view (both sides are symmetric) thereof.
FIG. 4 is a top plan view thereof; and,
FIG. 5 is a bottom plan view thereof.

1 Claim, 1 Drawing Sheet



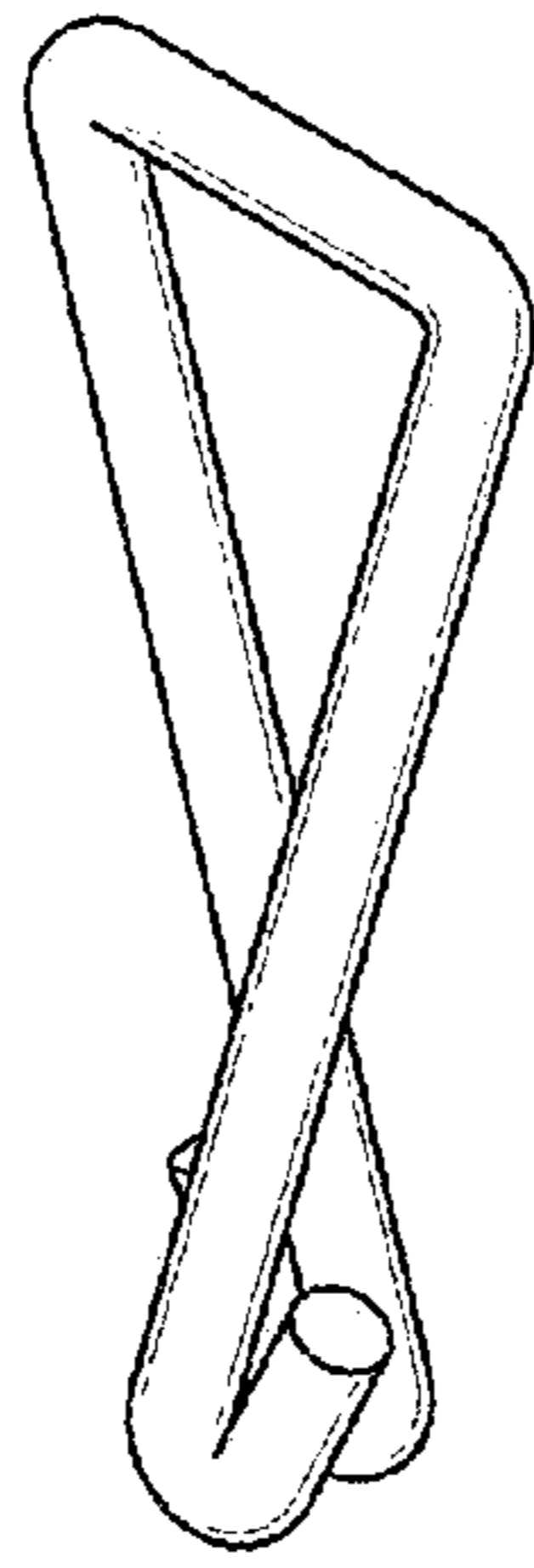


Fig. 1

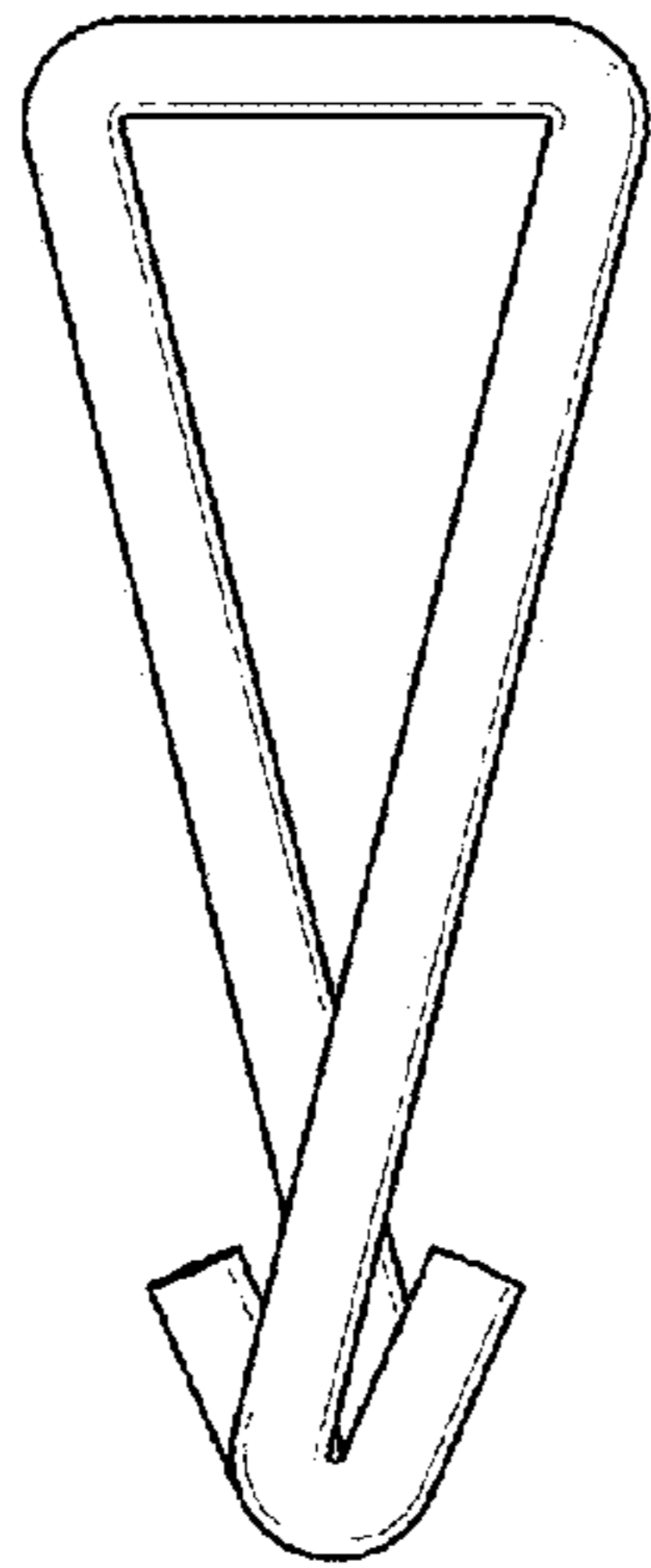


Fig. 2



Fig. 3

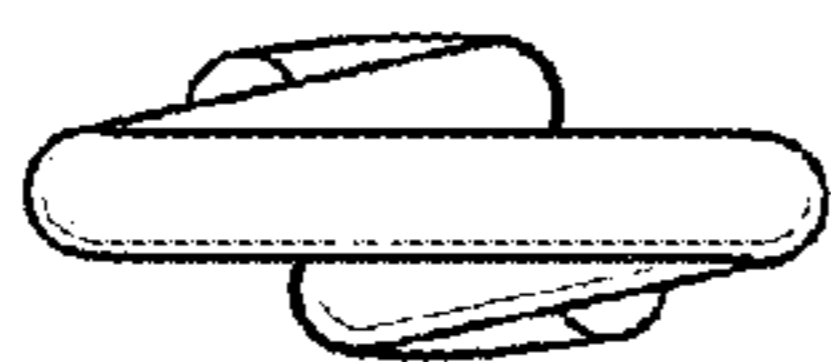


Fig. 4



Fig. 5