

US00D706108S

(12) **United States Design Patent**
Kadel

(10) **Patent No.:** **US D706,108 S**
(45) **Date of Patent:** **** Jun. 3, 2014**

- (54) **BULLET KNIFE**
- (71) Applicant: **Clint H. Kadel**, St. George Island, FL (US)
- (72) Inventor: **Clint H. Kadel**, St. George Island, FL (US)
- (73) Assignee: **United Cutlery Corporation**, Moultrie, GA (US)
- (**) Term: **14 Years**
- (21) Appl. No.: **29/442,423**
- (22) Filed: **Feb. 28, 2013**
- (51) **LOC (10) Cl.** **08-03**
- (52) **U.S. Cl.**
USPC **D8/100**
- (58) **Field of Classification Search**
USPC D8/98-100, 105, 107; D22/118;
D7/651; 7/118; 30/155, 158-161, 346,
30/351-352, 355-357
See application file for complete search history.

- D533,044 S * 12/2006 Buening D8/103
- D546,657 S * 7/2007 Buening D8/103
- D630,761 S * 1/2011 Marshall D24/215

OTHER PUBLICATIONS

United Cutler .50 Caliber Bullet Knife. Downloaded from <http://www.boker.de/en/taschenmesser/unitedcutlery/01UC2736.html> on Mar. 4, 2014.*

AO .50 Cal Bullet Knife. Downloaded from <http://www.discountknivesandswords.com/SingleResults.asp?ID=23042&Cat=Concealed K . . .> on Mar. 8, 2014.*

Trophy Hunter Bullet Knife 3.25 inches. Downloaded from <http://www.frostcutlery.com/productdetail.aspx?itemnumber=TH-004> on Mar. 4, 2014.*

* cited by examiner

Primary Examiner — Philip S Hyder
Assistant Examiner — Roselynn Cody
 (74) *Attorney, Agent, or Firm* — John S. Hale; Gipple & Hale

(57) **CLAIM**
 The ornamental design for a bullet knife, as shown and described.

(56) **References Cited**

U.S. PATENT DOCUMENTS

- D31,173 S * 7/1899 Lindsley D8/100
- 948,124 A * 2/1910 Arends 401/85
- 1,241,409 A * 9/1917 Lizarraga 102/501
- D125,131 S * 2/1941 Giesen D27/196
- D138,416 S * 8/1944 Fernandez D19/42
- 2,683,416 A * 7/1954 Keller et al. 102/513
- D220,296 S * 3/1971 Berlin D19/42
- D253,136 S * 10/1979 Lynch D11/232
- D270,953 S * 10/1983 Langtry D27/196
- D353,011 S * 11/1994 Miller D26/38
- D368,425 S * 4/1996 Newell D9/689
- D407,212 S * 3/1999 Molaro D3/211
- 6,209,459 B1 * 4/2001 Kaufman et al. 102/439
- D444,171 S * 6/2001 McCullough D19/42
- 6,675,717 B2 * 1/2004 Jamison 102/430
- D491,222 S * 6/2004 Derman D19/42

DESCRIPTION

FIG. 1 is a side elevational view of the bullet knife showing my new design, the opposite side being a mirror image thereto;

FIG. 2 is a top plan view of the bullet knife of FIG. 1;

FIG. 3 is a bottom plan view of the bullet knife of FIG. 1;

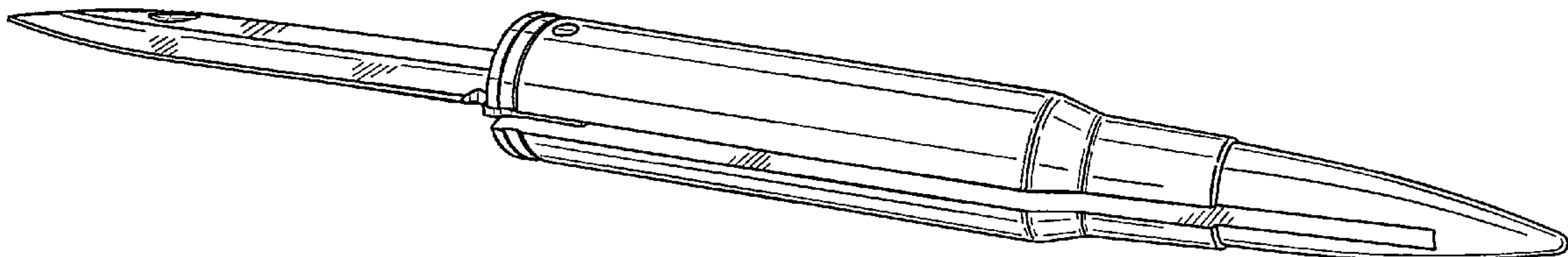
FIG. 4 is a front end elevational view of the bullet knife of FIG. 1;

FIG. 5 is a rear end elevational view of the bullet knife of FIG. 1; and,

FIG. 6 is a perspective view of the bullet knife showing my new design.

The broken lines in FIG. 5 illustrate aspects of the bullet knife that form no part of the claim.

1 Claim, 4 Drawing Sheets



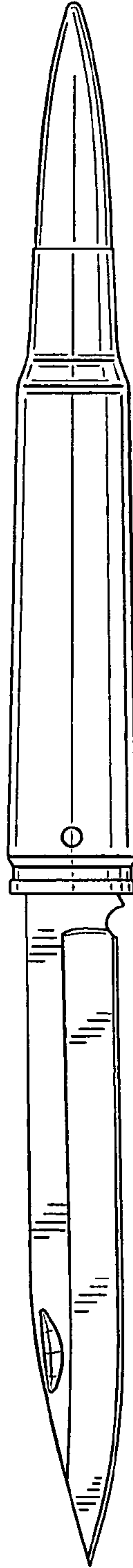


FIG. 1




FIG. 2




FIG. 3

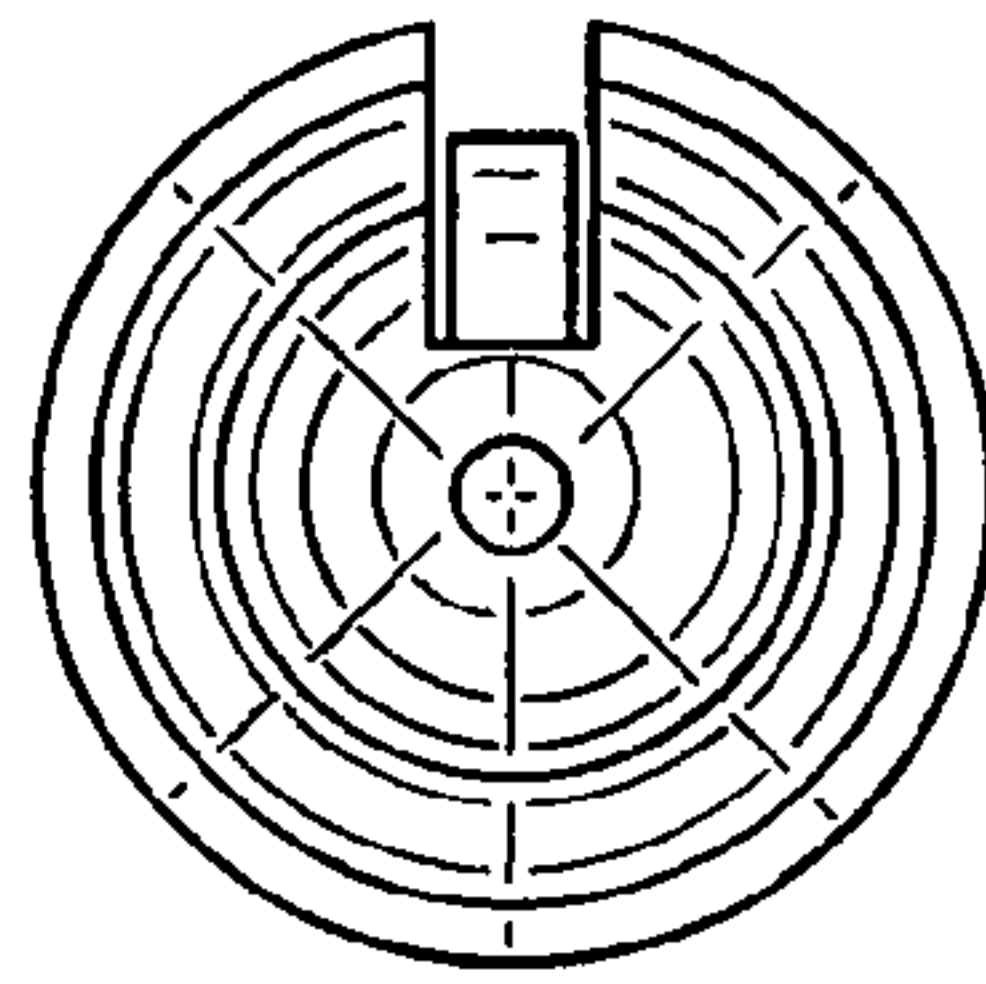


FIG. 4

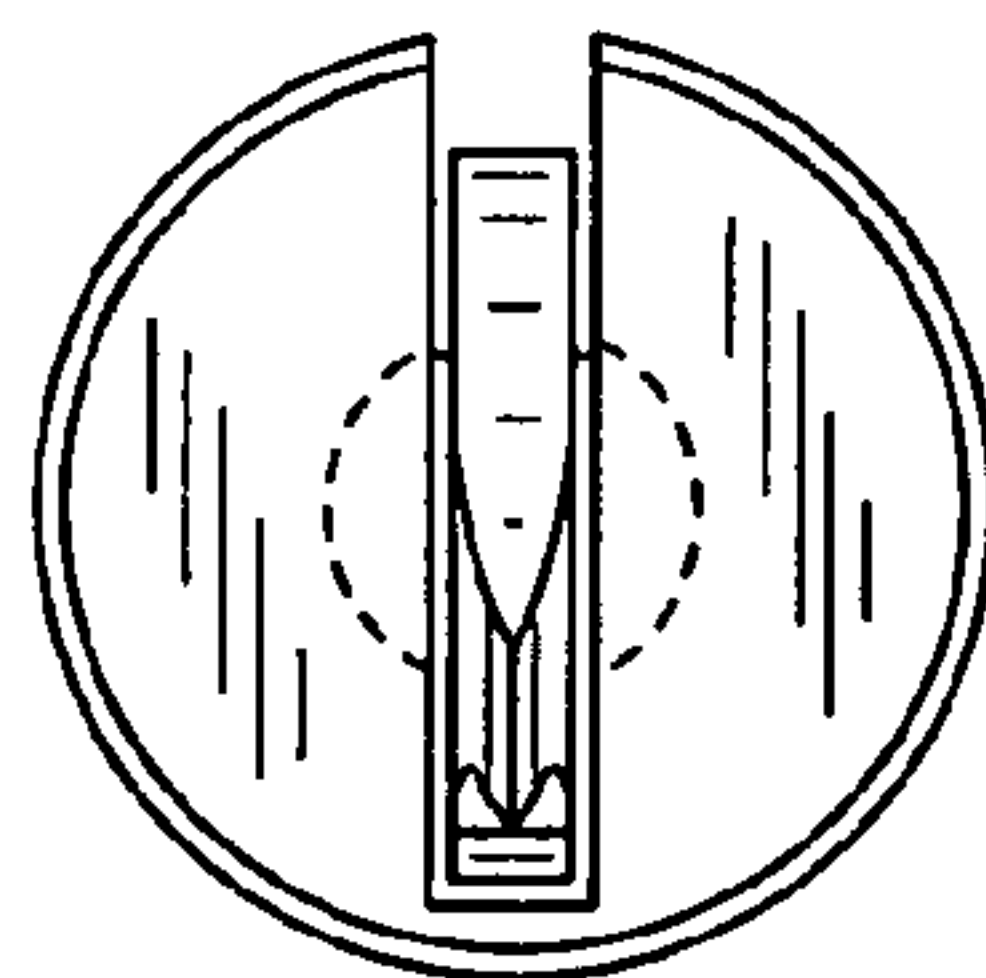


FIG. 5

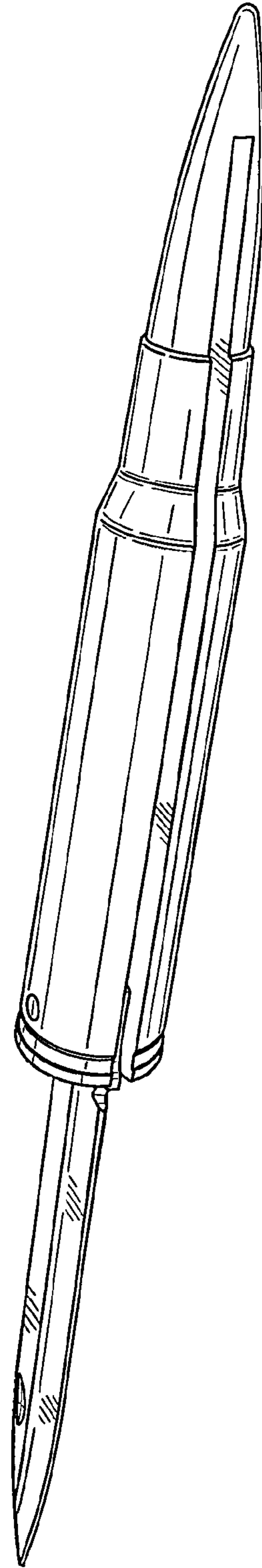


FIG. 6