



US00D706085S

(12) **United States Design Patent**  
**Tarrerrias**

(10) **Patent No.:** **US D706,085 S**  
(45) **Date of Patent:** **\*\* Jun. 3, 2014**

- (54) **KNIFE**
- (71) Applicant: **Societe d'Exploitation Tarrerrias Bonjean**, Celles sur Durolle (FR)
- (72) Inventor: **Eric Tarrerrias**, Pont du Chateau (FR)
- (73) Assignee: **Societe d'Exploitation Tarrerrias Bonjean**, Celles sur Durolle (FR)
- (\*\*) Term: **14 Years**
- (21) Appl. No.: **29/459,161**
- (22) Filed: **Jun. 26, 2013**

- (30) **Foreign Application Priority Data**  
Apr. 18, 2013 (EM) ..... 002223339
- (51) **LOC (10) Cl.** ..... **07-03**
- (52) **U.S. Cl.**  
USPC ..... **D7/649**
- (58) **Field of Classification Search**  
USPC ..... D7/368, 393-395, 401.2, 642-646, D7/649-654, 660-664, 669, 675-676, 683, D7/688-692, 695-696; D8/25, 83, 98-99, D8/107, 303; D24/146-147; 30/115, 137, 30/141-143, 147-150, 322-327, 329, 335, 30/340, 342-348, 351, 355; 416/70 R  
See application file for complete search history.

- (56) **References Cited**  
**U.S. PATENT DOCUMENTS**  
D455,937 S \* 4/2002 Huebner ..... D7/649  
6,625,890 B2 \* 9/2003 Hufnagel et al. .... 30/344  
D539,082 S \* 3/2007 Molayem ..... D7/393  
D553,916 S \* 10/2007 Ono ..... D7/649  
D557,081 S \* 12/2007 Hadj-Chikh et al. .... D7/649

- D632,934 S \* 2/2011 Thun ..... D7/649
- D633,345 S \* 3/2011 Ranieri ..... D7/649
- D649,411 S \* 11/2011 Lo ..... D7/649
- D649,840 S \* 12/2011 Lo ..... D7/649
- D649,841 S \* 12/2011 Lo ..... D7/649
- D660,098 S \* 5/2012 Chen ..... D7/649
- D661,554 S \* 6/2012 Thomkins ..... D7/649
- D688,913 S \* 9/2013 Lo ..... D7/401.2

\* cited by examiner

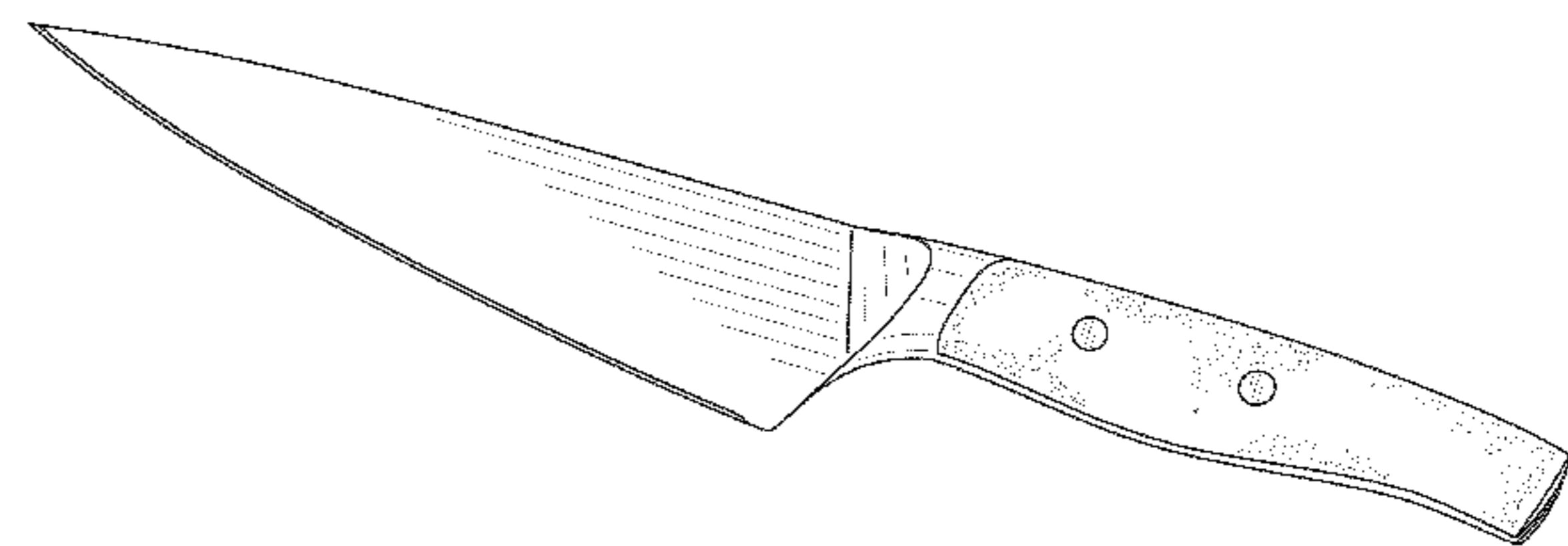
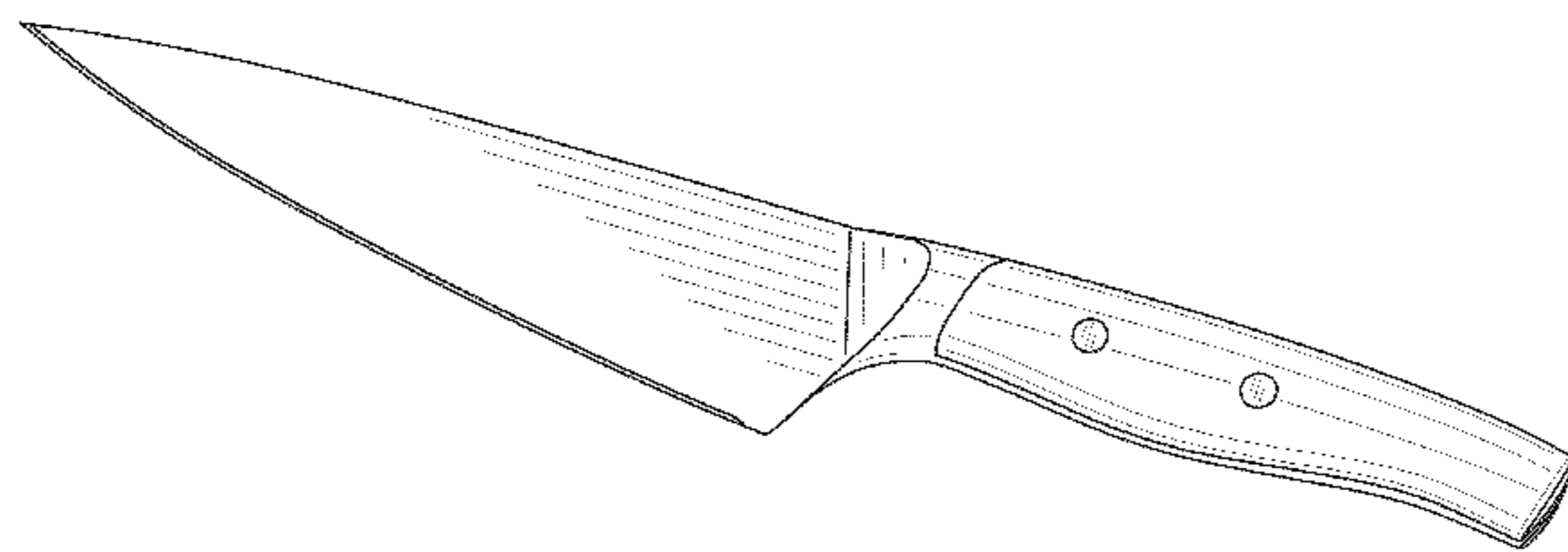
*Primary Examiner* — Ricky Pham  
(74) *Attorney, Agent, or Firm* — Stites & Harbison PLLC; Douglas E. Jackson

(57) **CLAIM**  
The ornamental design for a knife, as shown and described.

**DESCRIPTION**

FIG. 1 is a perspective back, top and right side view of a knife showing the new design.  
FIG. 2 is a right side view of the knife, the left side view being a mirror image thereof.  
FIG. 3 is top view of a knife.  
FIG. 4 is a bottom view of the knife.  
FIG. 5 is rear view of the knife.  
FIG. 6 is a front view of the knife.  
FIG. 7 is a perspective back, top and right side view of a knife showing a second embodiment of the new design.  
FIG. 8 is a right side view of the knife, the left side view being a mirror image thereof.  
FIG. 9 is top view of a knife.  
FIG. 10 is a bottom view of the knife.  
FIG. 11 is rear view of the knife; and,  
FIG. 12 is a front view of the knife.  
The stippling on the handle surfaces of FIGS. 7-11 is provided to show a different surface appearance from the blade portion.

**1 Claim, 8 Drawing Sheets**



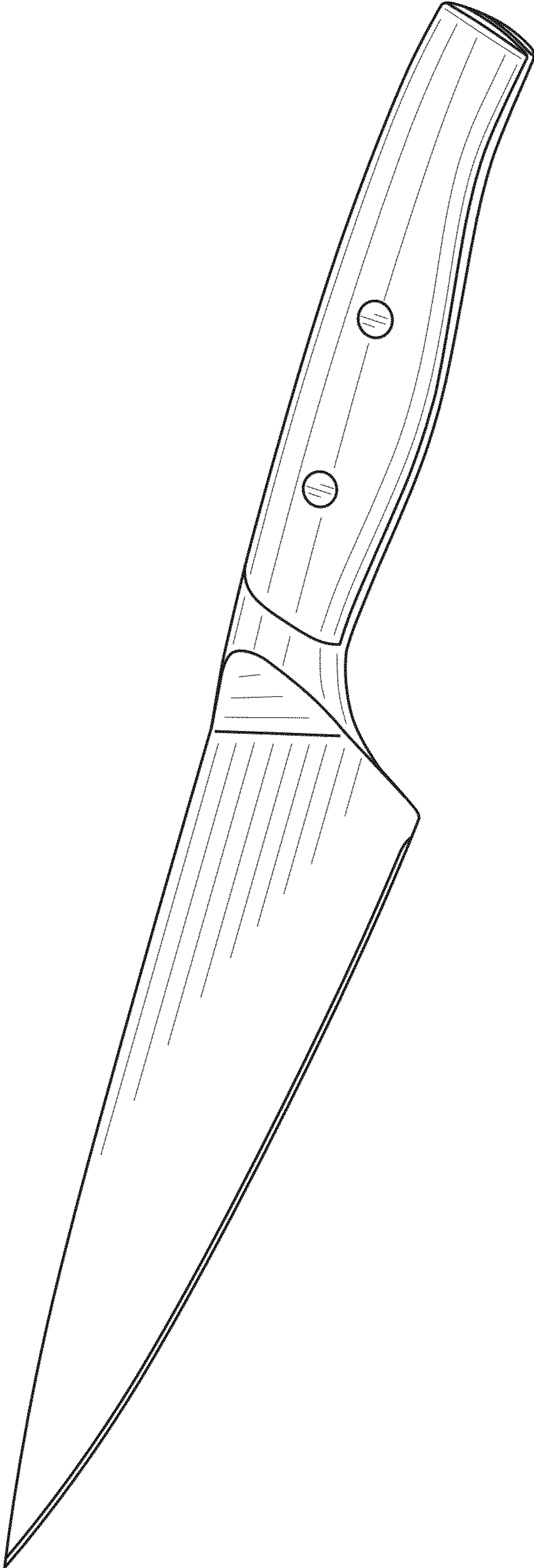


FIG. 1

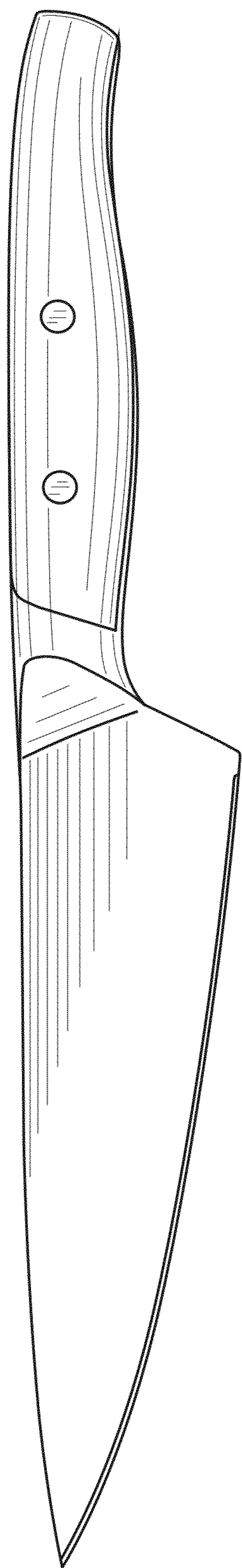


FIG. 2

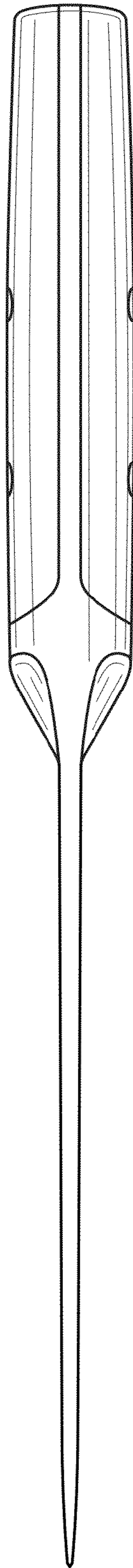


FIG. 3

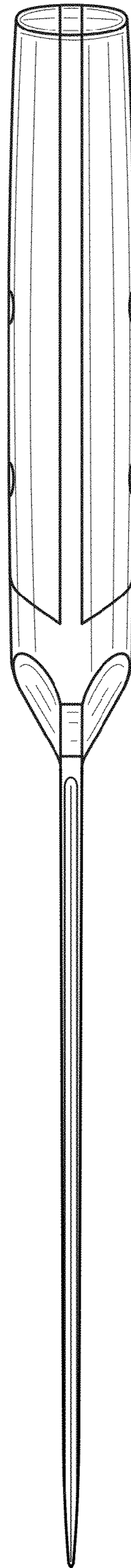


FIG. 4

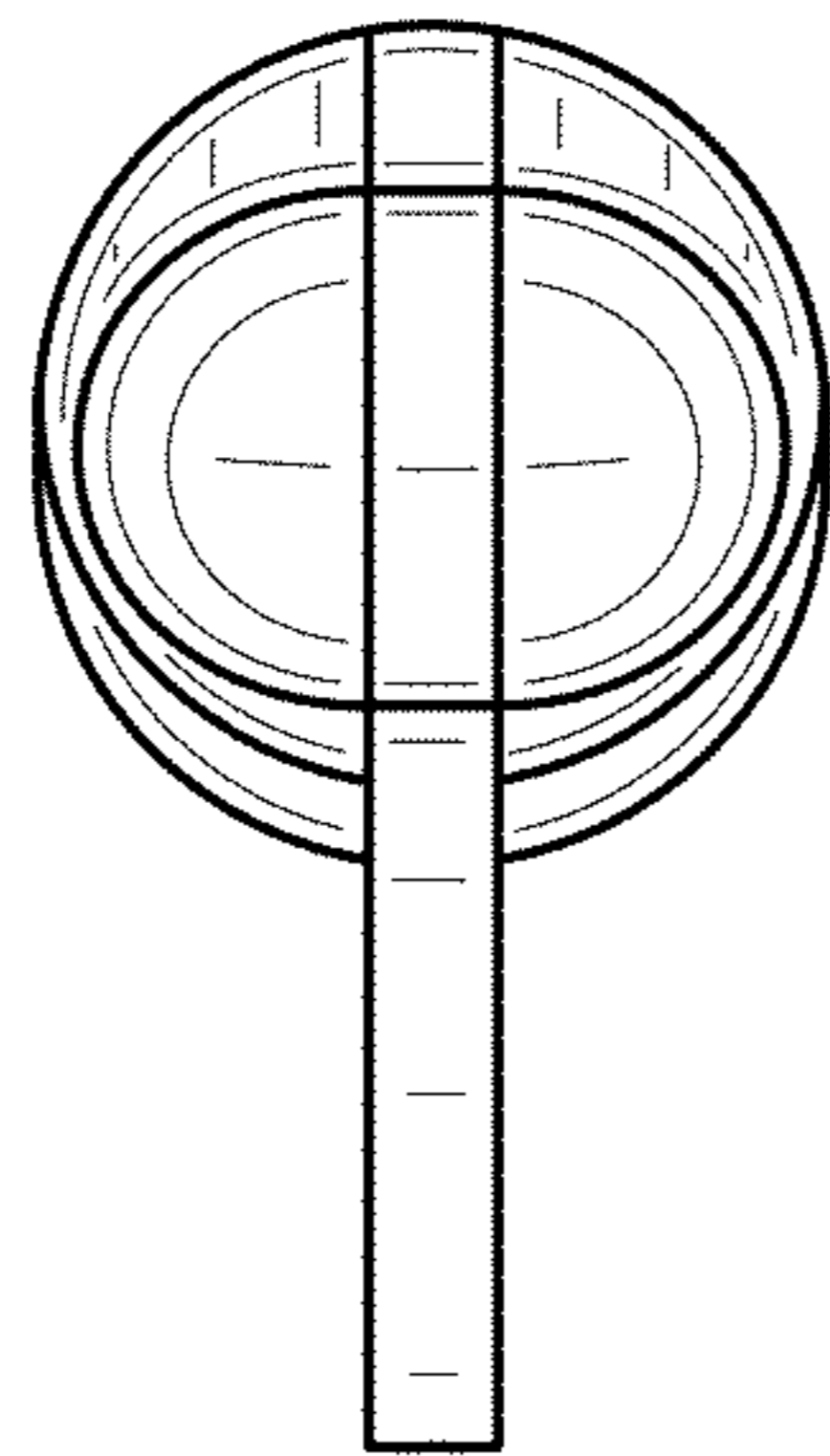


FIG. 5

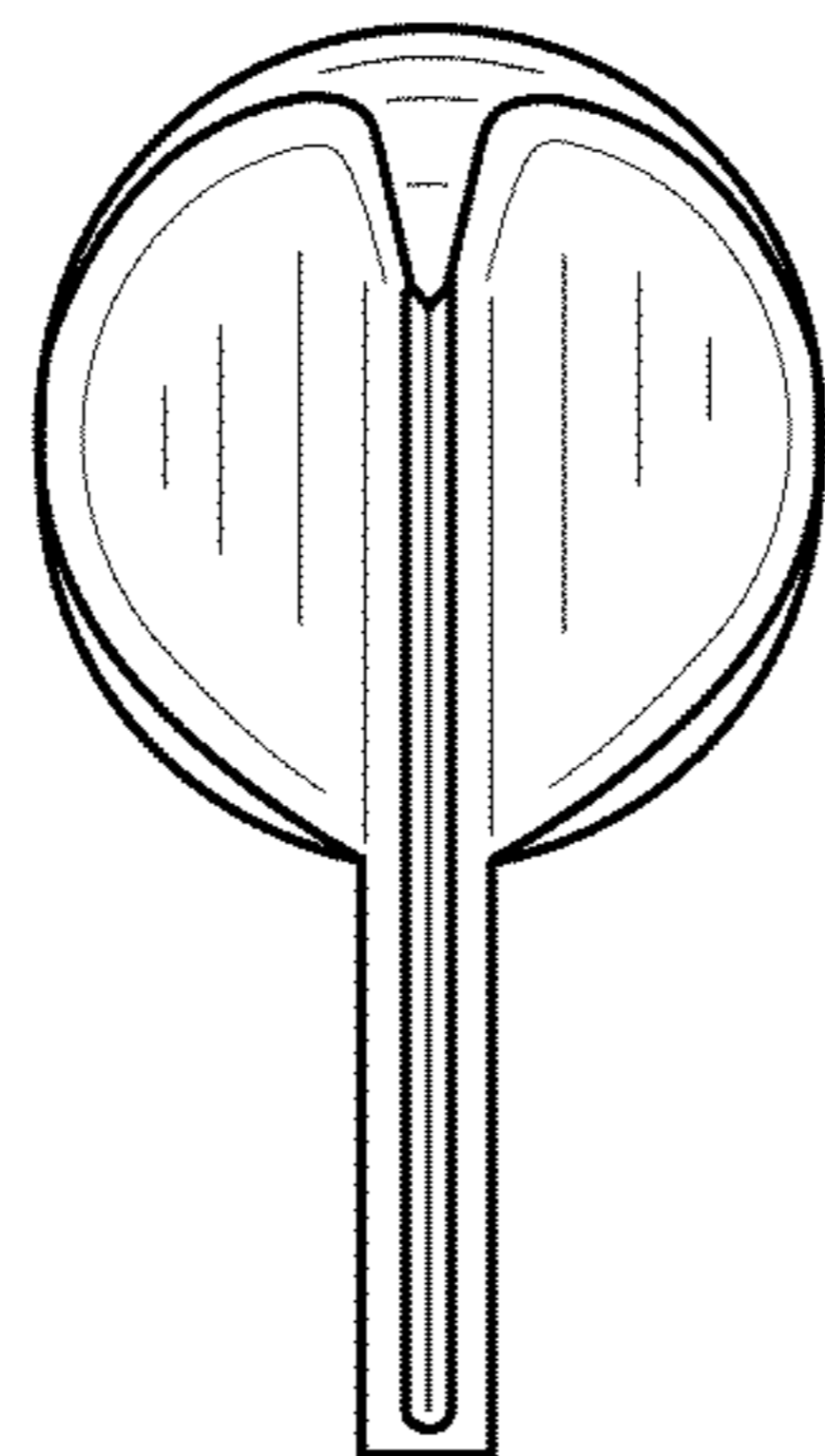


FIG. 6

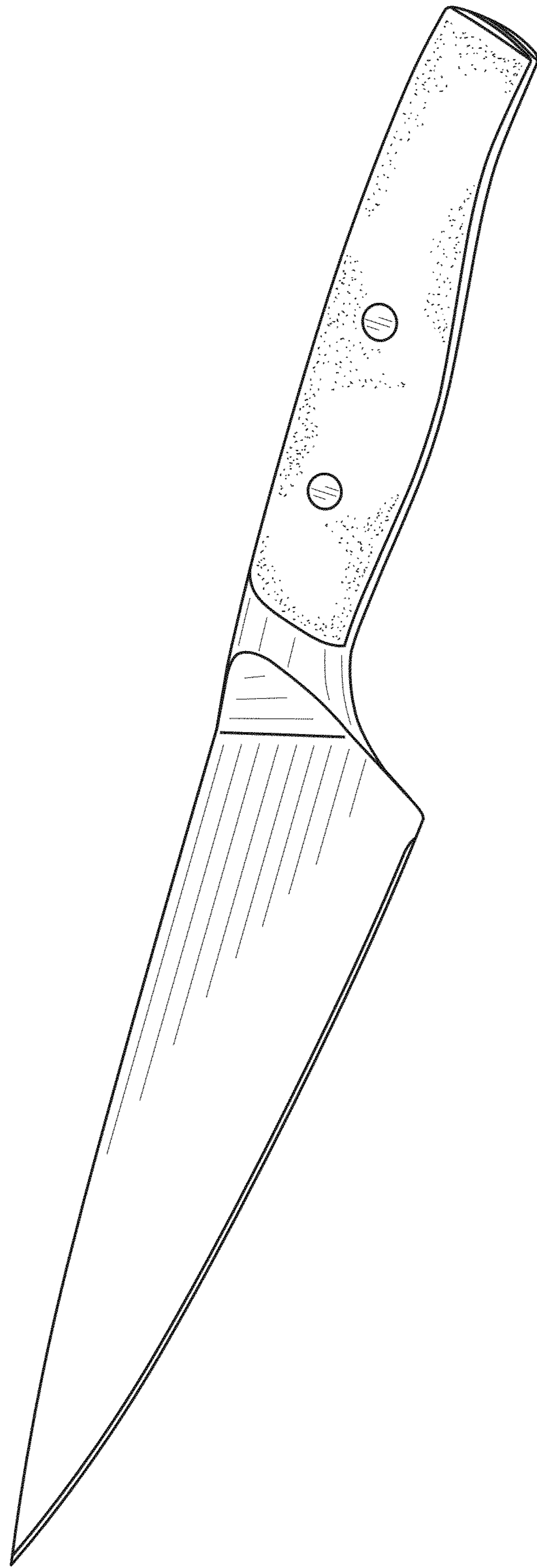


FIG. 7




FIG. 8

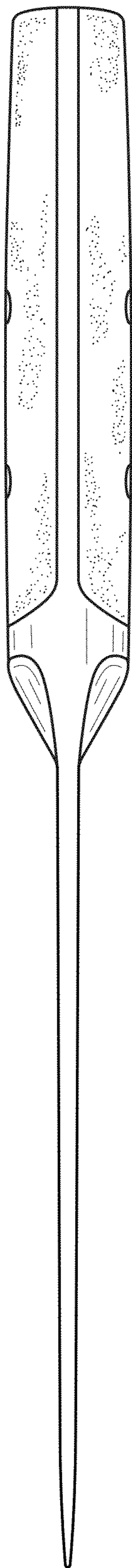


FIG. 9

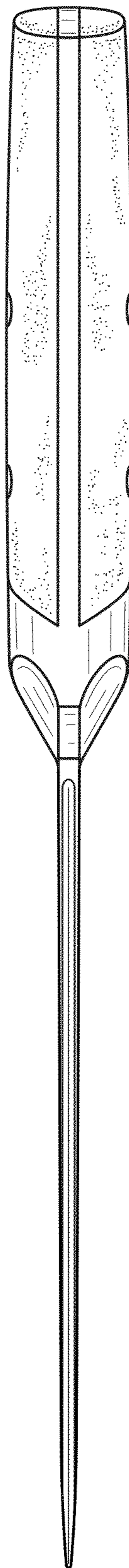


FIG. 10



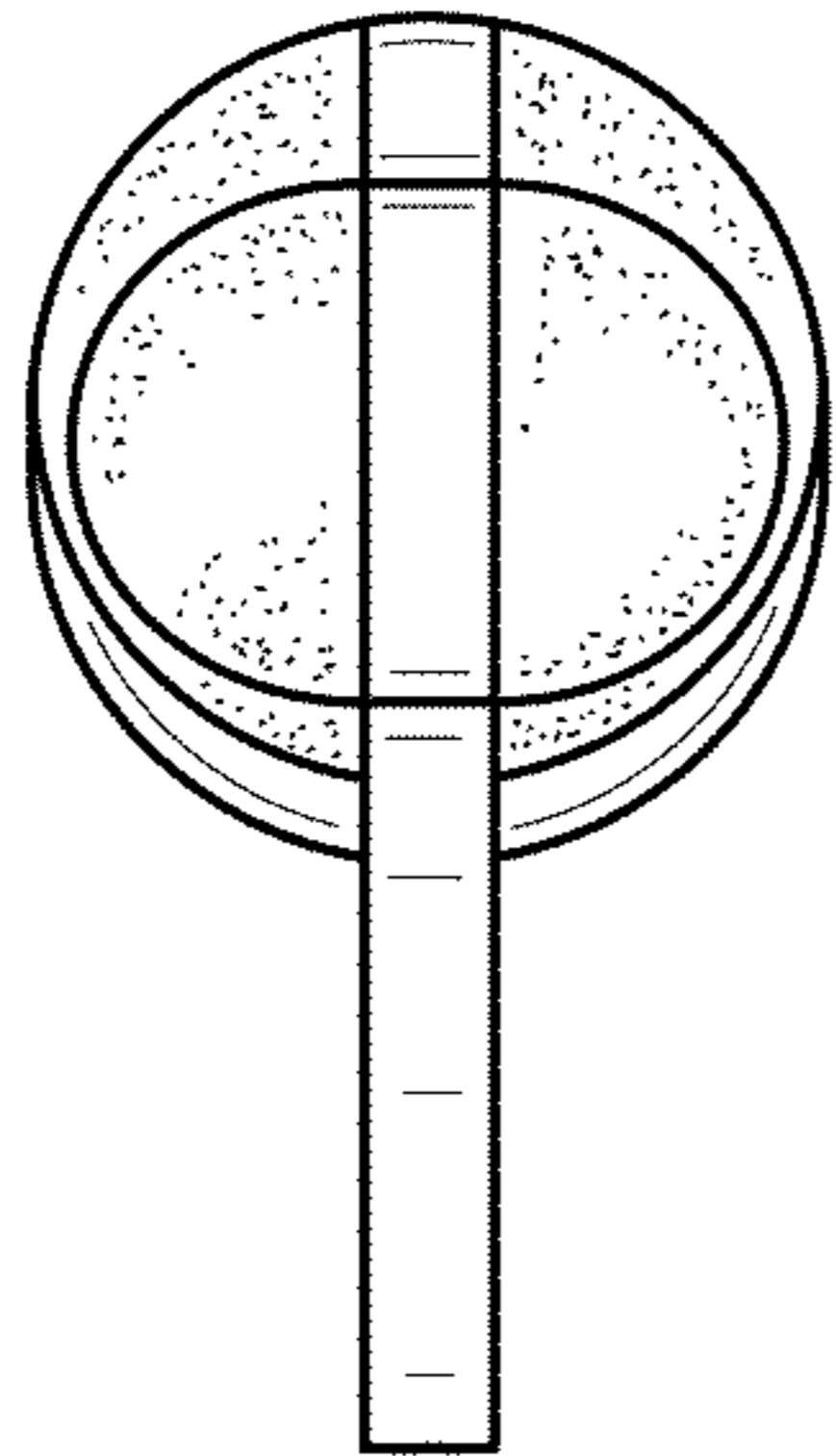


FIG. 11

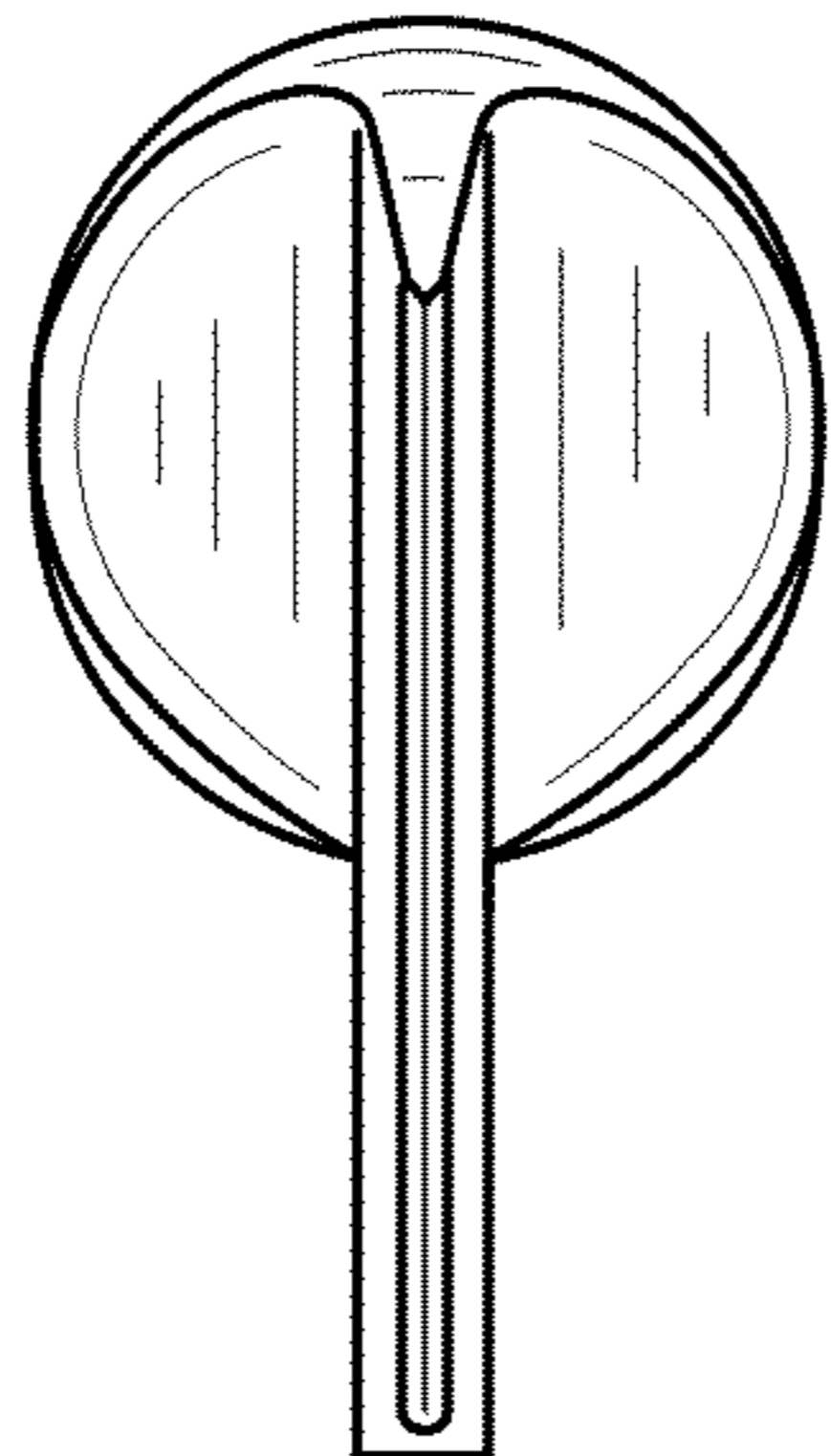


FIG. 12

UNITED STATES PATENT AND TRADEMARK OFFICE  
**CERTIFICATE OF CORRECTION**

PATENT NO. : D706,085 S  
APPLICATION NO. : 29/459161  
DATED : June 3, 2014  
INVENTOR(S) : Eric Tarrerias

Page 1 of 1

It is certified that error appears in the above-identified patent and that said Letters Patent is hereby corrected as shown below:

On the Title page under item (73) Assignee, please change “**Societe D’exploitation Terrerias Bonjean**” to --**Societe D’exploitation Tarrerias Bonjean**--.

Signed and Sealed this  
Ninth Day of September, 2014



Michelle K. Lee  
*Deputy Director of the United States Patent and Trademark Office*