



US00D706060S

(12) **United States Design Patent**
Chen

(10) **Patent No.:** **US D706,060 S**
(45) **Date of Patent:** **** Jun. 3, 2014**

(54) **CONVERTIBLE SEAT**

(71) Applicant: **Ya-Chi Chen**, New Taipei (TW)

(72) Inventor: **Ya-Chi Chen**, New Taipei (TW)

(**) Term: **14 Years**

(21) Appl. No.: **29/439,888**

(22) Filed: **Dec. 17, 2012**

(51) **LOC (10) Cl.** **06-09**

(52) **U.S. Cl.**
USPC **D6/601**

(58) **Field of Classification Search**
USPC D6/595, 596, 601, 604, 333, 390;
5/630, 636, 648, 652-655, 655.3,
5/655.9, 656, 657.5, 417, 420
See application file for complete search history.

(56) **References Cited**

U.S. PATENT DOCUMENTS

| | | | | |
|-----------|-----|---------|-----------------|---------|
| 33,385 | A * | 10/1861 | Frodsham et al. | 224/156 |
| 1,721,571 | A * | 7/1929 | Miller | 4/575.1 |
| D247,209 | S * | 2/1978 | Woog | D6/596 |
| 4,227,270 | A * | 10/1980 | Rivera | 5/639 |
| D318,392 | S * | 7/1991 | Edelson | D6/601 |
| D342,411 | S * | 12/1993 | Graebe | D6/601 |
| D695,549 | S * | 12/2013 | Unger | D6/601 |

* cited by examiner

Primary Examiner — Janice Seeger

(74) *Attorney, Agent, or Firm* — Egbert Law Offices, PLLC

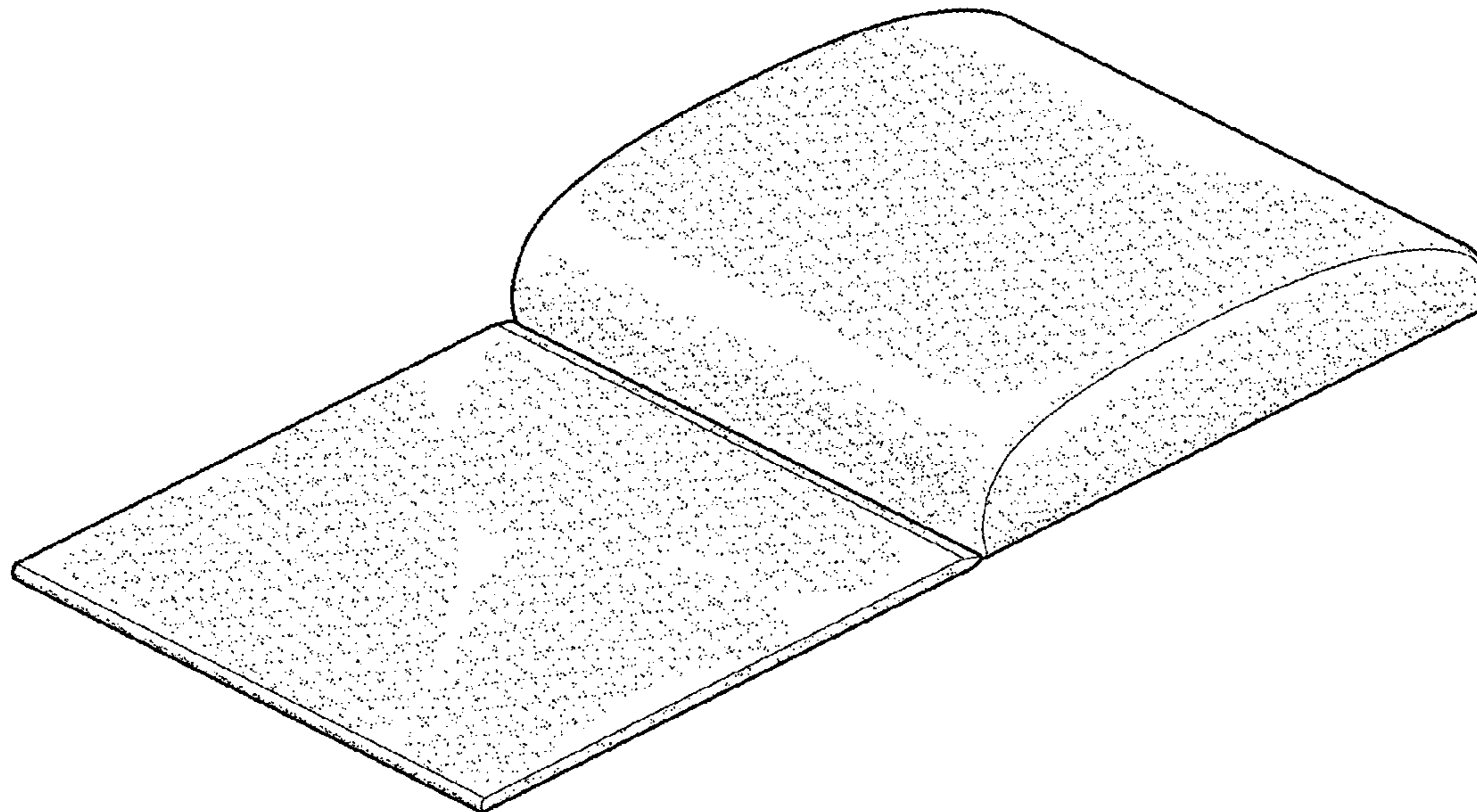
(57) **CLAIM**

The ornamental design for a convertible seat, as shown and described.

DESCRIPTION

FIG. 1 is an upper perspective view of the convertible seat showing my design.
FIG. 2 is a front elevation view thereof;
FIG. 3 is back elevation view thereof;
FIG. 4 is a side elevation view thereof;
FIG. 5 is an opposite side elevation view thereof;
FIG. 6 is a top plan view thereof;
FIG. 7 is a bottom plan view thereof;
FIG. 8 is an upper perspective view of the convertible seat shown in a folded configuration; and,
FIG. 9 is a side elevation view of the convertible seat shown in a condition of use.
The person presented in broken lines in FIG. 9 is for the purpose of illustrating the use of the convertible seat and forms no part of the claimed design.

1 Claim, 7 Drawing Sheets



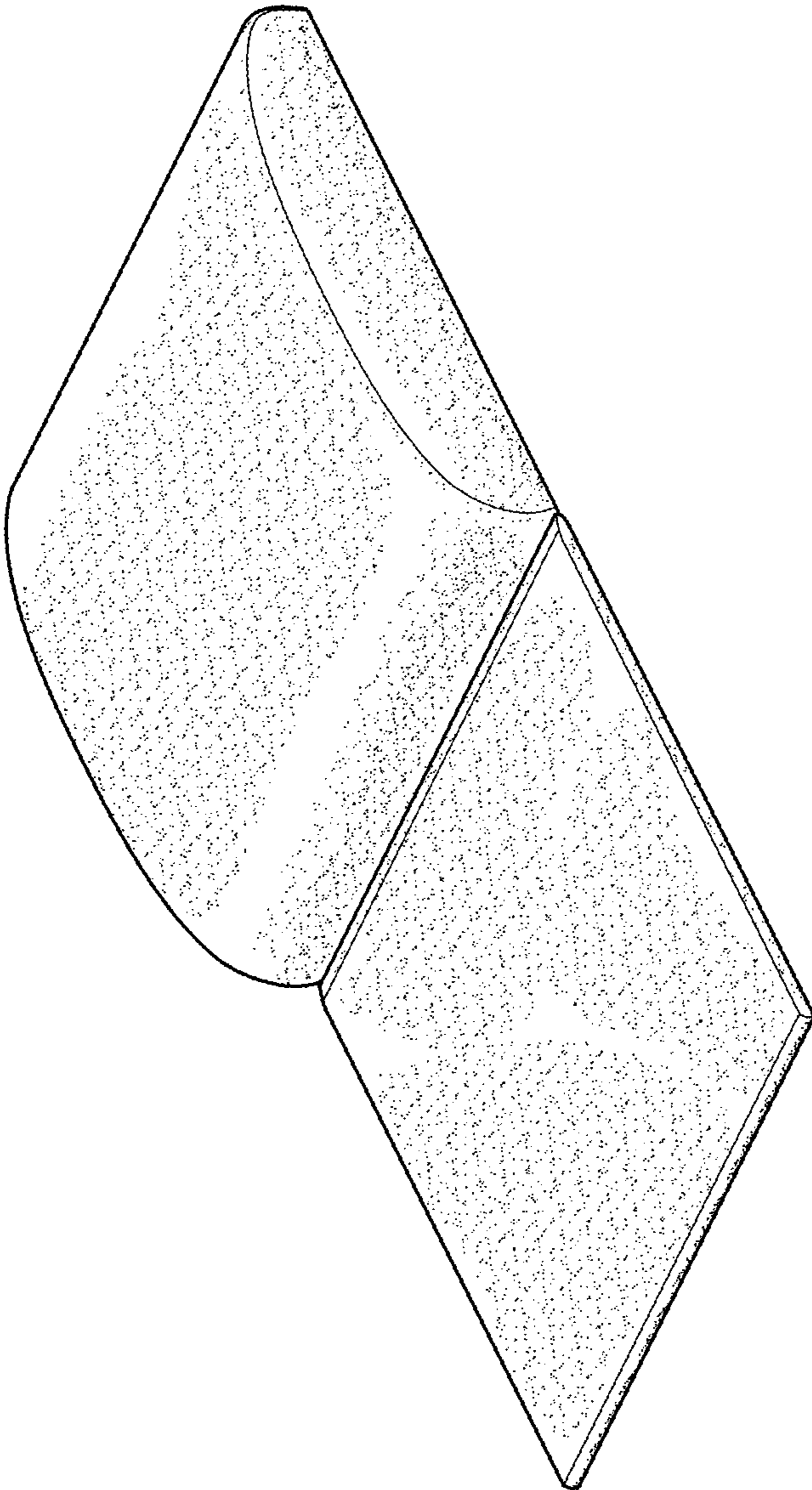


FIG.1




FIG. 2




FIG. 3

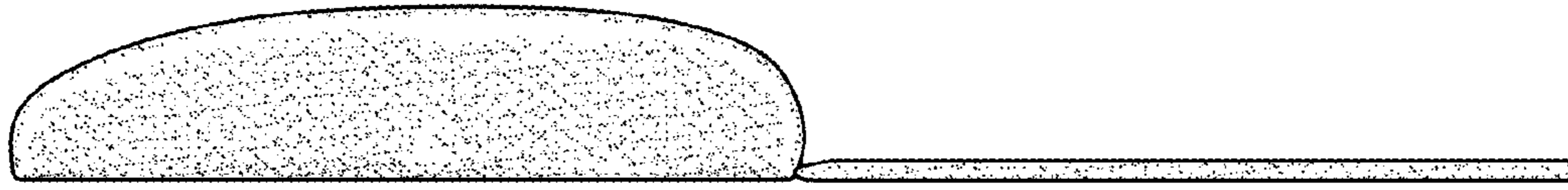


FIG. 4

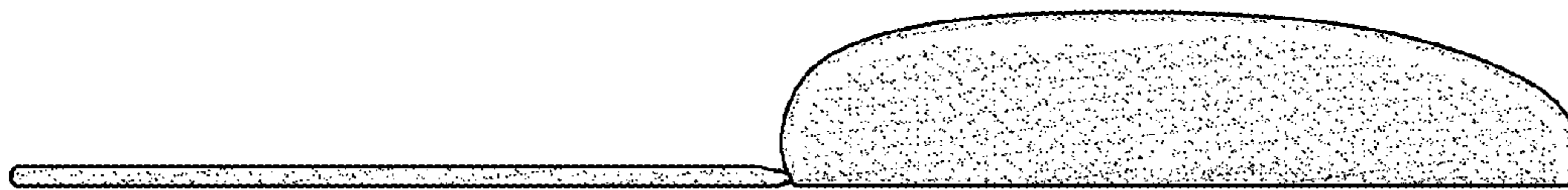


FIG. 5




FIG.6




FIG. 7




FIG. 8

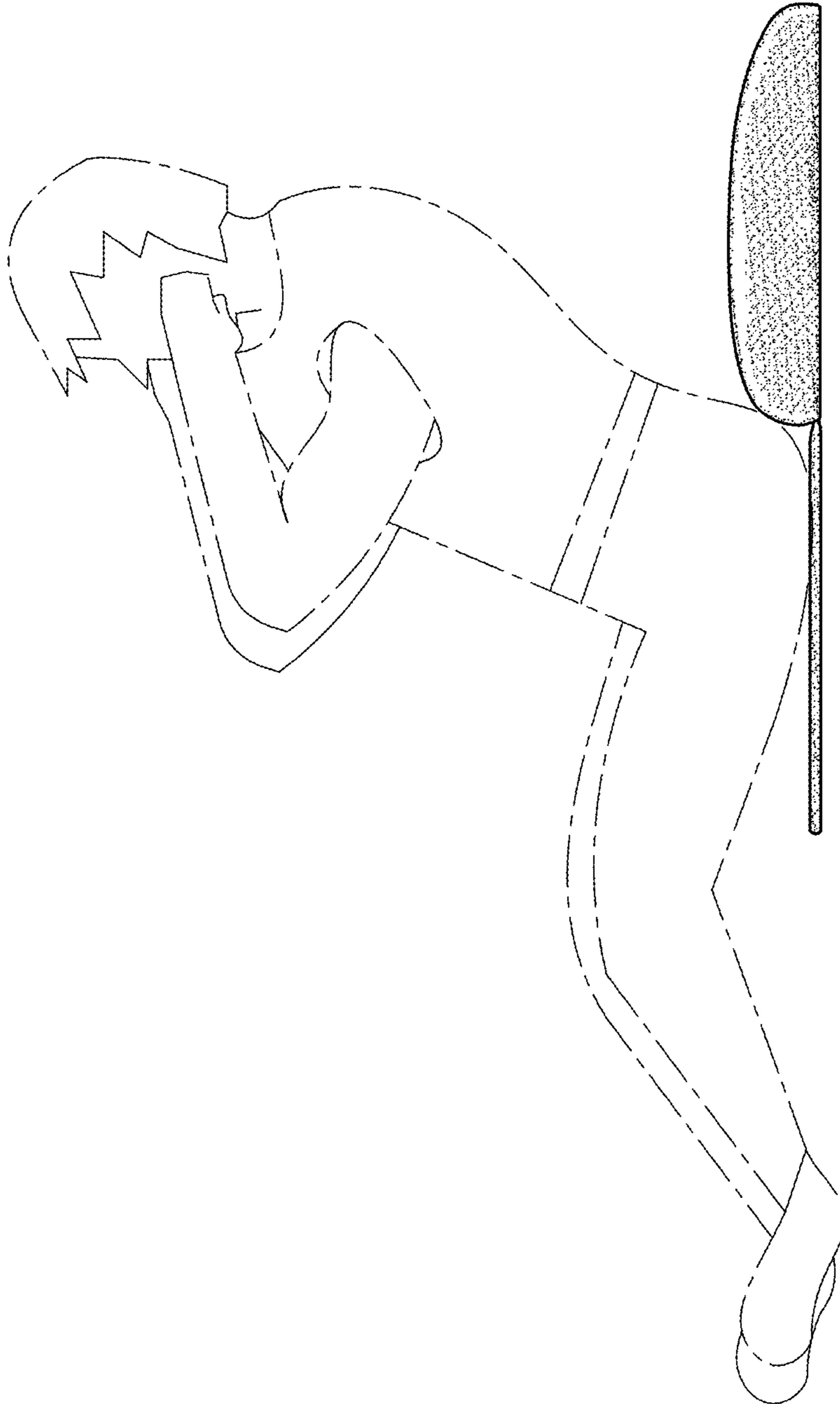


FIG.9