



US00D706059S

(12) **United States Design Patent**
Dirnfeld

(10) **Patent No.:** **US D706,059 S**
(45) **Date of Patent:** **** Jun. 3, 2014**

- (54) **FLOOR MAT**
- (71) Applicant: **Josef Dirnfeld**, Aventura, FL (US)
- (72) Inventor: **Josef Dirnfeld**, Aventura, FL (US)
- (**) Term: **14 Years**
- (21) Appl. No.: **29/468,536**
- (22) Filed: **Oct. 1, 2013**

Related U.S. Application Data

- (63) Continuation of application No. 12/880,897, filed on Sep. 13, 2010, now Pat. No. 8,573,677.
- (51) **LOC (10) Cl.** **06-11**
- (52) **U.S. Cl.**
USPC **D6/592**
- (58) **Field of Classification Search**
USPC D6/582, 583, 588, 592, 613, 616, 622;
D5/30, 43; D12/203; 4/581, 582;
5/417, 420; 15/215, 217, 238; 428/80,
428/85, 106; 296/97.23
See application file for complete search history.

(56) **References Cited**

U.S. PATENT DOCUMENTS

1,680,442	A *	8/1928	Anderson	74/563
2,574,375	A *	11/1951	Chapman	428/195.1
D178,414	S *	7/1956	Meyer	D12/203
3,094,350	A *	6/1963	Cusick	296/97.23
3,423,127	A *	1/1969	Shankman	297/452.2
3,445,083	A *	5/1969	Moss	248/346.01
D244,369	S *	5/1977	Sample	D12/203
D259,417	S *	6/1981	Bell et al.	D12/203
5,215,348	A *	6/1993	Wen-Hwang	296/97.23
D388,647	S *	1/1998	Odell	D6/583
D396,440	S *	7/1998	Reilly	D12/203
D424,497	S *	5/2000	Barton	D12/203
6,103,333	A *	8/2000	Keith	428/99
D432,477	S *	10/2000	Gorodetsky	D12/203

6,224,962	B1 *	5/2001	Young, III	428/76
D443,460	S *	6/2001	Bailey	D6/592
6,284,341	B1 *	9/2001	Robbins et al.	428/67
D455,384	S *	4/2002	Kraines	D12/203
6,595,321	B1 *	7/2003	Tompson	181/290
D485,110	S *	1/2004	Theorin	D6/582
D510,553	S *	10/2005	Hussaini et al.	D12/203
D522,299	S *	6/2006	Robbins, III	D6/582
D529,852	S *	10/2006	Thom	D12/203
D530,250	S *	10/2006	Thom	D12/203
D561,080	S *	2/2008	Soshkin	D12/203
D573,076	S *	7/2008	Muller	D12/203
7,416,771	B2 *	8/2008	Bailey et al.	428/83
D585,349	S *	1/2009	Mason	D12/203
D626,485	S *	11/2010	Lu	D12/203
D632,626	S *	2/2011	Koblenzer	D12/203
D642,844	S *	8/2011	Cheris	D6/582
8,080,302	B2 *	12/2011	Gifford et al.	428/43
D673,490	S *	1/2013	Koblenzer	D12/203
2004/0080176	A1 *	4/2004	Haraguchi et al.	296/97.3
2006/0008617	A1 *	1/2006	Sourang	428/138
2012/0034409	A1 *	2/2012	Price et al.	428/67
2012/0067503	A1 *	3/2012	Davis et al.	156/64
2013/0049396	A1 *	2/2013	Goto et al.	296/97.23
2013/0136899	A1 *	5/2013	Milella et al.	428/172

* cited by examiner

Primary Examiner — Karen S Acker

(74) *Attorney, Agent, or Firm* — The Concept Law Group, P.A.; Scott D. Smiley; Mark C. Johnson


(57) **CLAIM**

The ornamental design for a floor mat, as shown and described.

DESCRIPTION

FIG. 1 is a top plan view of a floor mat in accordance with the present invention;
FIG. 2 is an elevational rear edge view of the floor mat of FIG. 1; and,
FIG. 3 is an elevational right-side edge view of the floor mat of FIG. 1.

1 Claim, 1 Drawing Sheet






FIG. 1




FIG. 2



FIG. 3